

**Integrating the Healthcare Enterprise**



5

**IHE Patient Care Coordination  
Technical Framework Supplement**

10

**Cross Enterprise Basic eReferral  
Workflow Definition Profile  
(XBeR-WD)**

15

**Trial Implementation**

20 Date: October 4, 2013  
Author: IHE PCC Technical Committee  
Email: [pcc@ihe.net](mailto:pcc@ihe.net)

## Foreword

25 This is a supplement to the IHE Patient Care Coordination Technical Framework V9.0. Each  
supplement undergoes a process of public comment and trial implementation before being  
incorporated into the volumes of the Technical Frameworks.

This supplement is published on October 4, 2013 for Trial Implementation and may be available  
for testing at subsequent IHE Connectathons. The supplement may be amended based on the  
results of testing. Following successful testing it will be incorporated into the Patient Care  
30 Coordination Technical Framework. Comments are invited and may be submitted at  
[http://www.ihe.net/PCC\\_Public\\_Comments](http://www.ihe.net/PCC_Public_Comments).

This supplement describes changes to the existing technical framework documents.

“Boxed” instructions like the sample below indicate to the Volume Editor how to integrate the  
relevant section(s) into the relevant Technical Framework volume.

35 *Amend section X.X by the following:*

Where the amendment adds text, make the added text **bold underline**. Where the amendment  
removes text, make the removed text **~~bold strikethrough~~**. When entire new sections are added,  
introduce with editor’s instructions to “add new text” or similar, which for readability are not  
bolded or underlined.

40

General information about IHE can be found at: [www.ihe.net](http://www.ihe.net).

Information about the IHE Patient Care Coordination domain can be found at:  
[http://www.ihe.net/IHE\\_Domains](http://www.ihe.net/IHE_Domains).

45 Information about the organization of IHE Technical Frameworks and Supplements and the  
process used to create them can be found at: [http://www.ihe.net/IHE\\_Process](http://www.ihe.net/IHE_Process) and  
<http://www.ihe.net/Profiles>.

The current version of the IHE Patient Care Coordination Technical Framework can be found at:  
[http://www.ihe.net/Technical\\_Frameworks](http://www.ihe.net/Technical_Frameworks).

50 **CONTENTS**

	Introduction to this Supplement.....	4
	Open Issues and Questions .....	4
	Closed Issues .....	4
55	<b>Volume 1 – Profiles.....</b>	<b>6</b>
	X XBeR-WD Profile.....	6
	X.1 Purpose and Scope .....	6
	X.2 Process Flow .....	7
	X.3 Workflow Participants and Process Flow .....	9
60	X.3.1 Use Cases .....	10
	X.3.1.1 Basic process flow .....	11
	X.3.1.2 Failing situations.....	15
	X.3.2 Options .....	24
	X.3.2.1 Process without Scheduling phase.....	24
65	X.3.2.2 Reminder Note Option.....	24
	X.4 Workflow Definition Actors and Options.....	25
	X.4.1 Workflow Definition Actors .....	25
	X.4.2 Workflow Options .....	25
	X.4.3 Workflow Definition Profile Grouping with other Profiles .....	26
70	X.5 Security Considerations .....	27
	<b>Volume 2 – Content Modules .....</b>	<b>28</b>
	Y.1 XBeR Workflow Definition - XDW Workflow Document – Common Attributes .....	28
	Y.2 XDW Content Modules.....	29
	Y.3 Tasks Specifications.....	30
75	Y.3.1 Task: “Request Referral” .....	31
	Y.3.2 Task: “Schedule Referral” .....	32
	Y.3.3 Task: “Perform Referral” .....	33
	Y.4 Input and output documents .....	35
	Appendix A - Complete example of eReferral Workflow Document .....	36
80	Appendix B - Technical development of WD related to the eReferral process.....	41
	B.1 Management of the “Failing of Scheduling” .....	41
	B.2 Management of the “Failing of the reception” phase.....	43
	B.3 Management of the “Failing of the visit” .....	44

## 85 Introduction to this Supplement

This supplement is written according to the specific template defined for Workflow Definition profiles. The structure of this document differs from a PCC Content Profile. In particular the XBeR-WD profile establishes a common set of rules to share between participants involved in an eReferral workflow.

90 The eReferral process, and workflow related to it, is applicable to many different sharing infrastructures. In this profile we present a specific XDS based use-case.

In Volume 1 we present a typical Use-case, describing many possible evolutions of the related workflow. We define the Workflow Participants involved and their ability within the workflow itself.

95 In Volume 2 we explain how to use an instrument the XDW Workflow Document (See ITI Technical Framework and supplements) to track and manage this workflow. In particular, we analyze in detail features of each step of the workflow, and rules to follow to go through these steps.

100 At the end of the supplement (Appendix A) is presented a complete example of a Workflow Document produced during an eReferral workflow.

More technical details related to the management of the workflow document are presented in the Appendix B.

## Open Issues and Questions

None

## 105 Closed Issues

- 110 • *(Reviewers should evaluate the need to define options within the Workflow Definition to facilitate implementation of the workflow definition profile. Should there be options on the (1) support of specific workflow tasks/status, (2) reference content document profiles, (3) remaining options from XDW? These would be formalized and placed in Section X.4 Option of Volume 1. The requirements for support of options related to the XDW Profile may not be properly placed in Section X.4 and should be moved to Volume 2.)* Answer: The workflow Definition profile defines a section Options where are described alternative paths, or alternative rules for the evolution of the process.
- 115 • *(Reviewers should evaluate the proposed table in Section 6.5 that describes the documents created during the workflow process, their requirements, their nature and their related PCC(or other) document content profiles that define them and, in case that these are not present, the note that the PCC may/should define them in the future. How specific should a workflow definition profile be in terms of referenced documents conformance requirements?)*  
120 The Workflow Definition profile defines only “documents labels” to define the role of an attachment of the profile.

125

- *(In many parts of this document we present XML examples to better understand how the Workflow Document can track information related to the process. This structure will be affected by CPs proposed to the ITI domain (CP-643, CP-637). So these XML parts may change sections X.2.1.1, X.2.2.1, X.2.3.1 and Appendix A)* Small xml parts are removed from text, we left only the appendix A to show a complete example of Workflow Document.

130

## Volume 1 – Profiles

### X XBeR-WD Profile

The Cross Enterprise Basic eReferral Workflow Definition profile builds upon the ITI Cross Enterprise Document Workflow (XDW) profile to manage the workflow related to an eReferral.

135 The management of the workflow related to clinical processes is a critical complement to the use by different sectors of document sharing related IHE profiles with their different types of document and information. IHE ITI has approved in Trial Implementation the Cross-Enterprise Document Workflow profile but the work done by ITI has been on the definition of the technical infrastructure to manage a clinical workflow and not on the definition of the clinical processes, work left to the different IHE Domains.

140 The Cross Enterprise Basic eReferral Workflow Definition Profile defines the workflow related to the eReferral. This workflow is involved in many clinical and organizational processes for its important role in the process of digitalization. The definition of a workflow with fixed rules and tasks is needed in a cross enterprise scenario in which many participants are involved to support a referral process

145

### X.1 Purpose and Scope

Cross-enterprise management of the workflow related to clinical processes is a fundamental topic with the increasing use by different sectors of document sharing related IHE profiles with their different types of document and information.

150 This profile is built upon the ITI XDW Profile to manage the Cross Enterprise Basic eReferral Workflow. The management of the workflow related to the eReferral is involved in many clinical and organizational processes for its important role in the process of digitalization. The lack of a workflow management, at the moment, blocks the use of the eReferral in an extended way. The eReferral, without an instrument to manage its workflow, is only an order without any information about the status of the order itself. The definition of a workflow with fixed rules and tasks is needed in a cross-enterprise scenario in which many actors are involved in the same process.

155

160 The creation of an eReferral by a GP, or Primary Care Provider (PCP) opens a clinical process that involves many actors and that is a cross-enterprise workflow. The purpose of the XBeR-WD profile is to precisely define the workflow associated with an eReferral Document, the actors involved and the digital documents related with this process (produced in this or in other processes, but related to the eReferral workflow).

## X.2 Process Flow

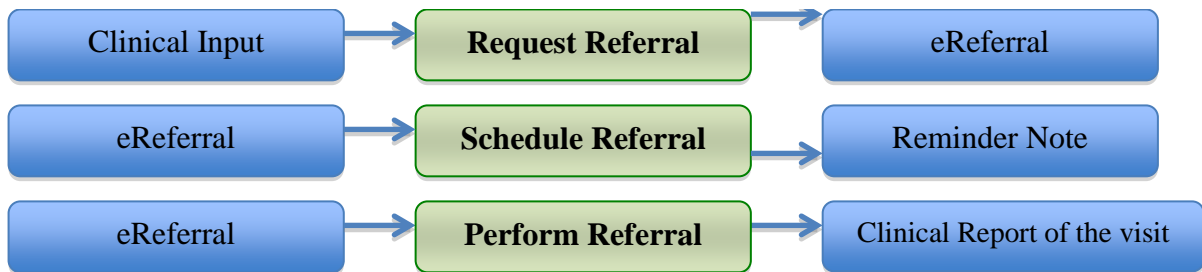
165 A common workflow pathway that illustrates the simplest process enabled by XBeR-WD profile is the use-case where the patient consults his GP for a health problem. As part of the consultation the patient is examined and some prior information is looked up by the GP. As a result of the visit the GP refers the patient to a specialist for further examination.

The workflow connected to these organizational and clinical actions is composed of four steps:

- 170 1. a physician refers a patient to another healthcare provider for a specialist’s consultation;
2. the Health Care Provider (HCP), from the Hospital Information System, schedules the visit;
3. the HIS admits the patient in hospital and the specialist can start the consultation which may span one or more visits;
4. the specialist completes the consultation and produces a report;

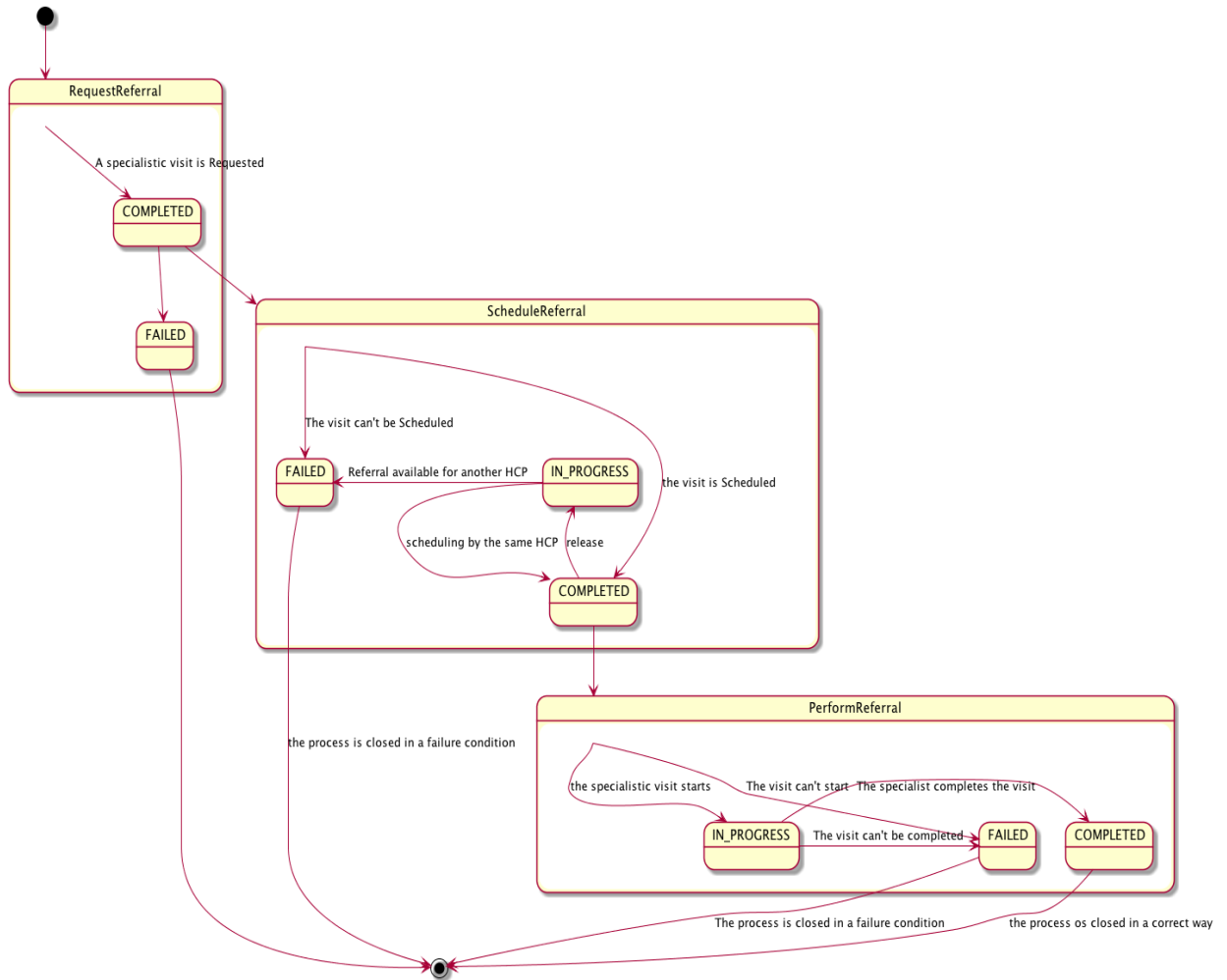
175 These steps can be modeled in 3 different tasks of the eReferral workflow, (figure X.2-1):

1. Request Referral: that tracks step A, performed by the Requester of the referral
2. Schedule Referral: that tracks step B, performed by the Scheduler of the visit (This task is optional and doesn’t need to be tracked if the option “Process without scheduling phase” is selected)
- 180 3. Perform Referral: that tracks steps C and D, performed by the HCP and the specialist.



**Figure X.2-1: Tasks involved in the eReferral process**

185



190

**Figure X.2-2: XBeR Workflow Definition complete process flow**

The following table (table X.2-1) lists the various documents that shall, or may be referenced as either input or output documents for each task/status pair defined by the XBeR-WD profile.

195

**Table X.2-1: Documents referenced for each task/status pair**

Task Name	Task Status	Input Docs	Option	Output Docs	Option
Request Referral	COMPLETED	Clinical input	O	eReferral	R
	IN_PROGRESS	N/A	-	N/A	-
	FAILED	N/A	-	Exception Report	R
Schedule Referral	COMPLETED	eReferral	R	Reminder	O * These may



Task Name	Task Status	Input Docs	Option	Output Docs	Option
				Note	change if Workflow Options are selected
	IN_PROGRESS	N/A	-	N/A	-
	FAILED	N/A	-	Exception Report	C: if the visit can't be scheduled
Perform Referral	IN_PROGRESS	eReferral	R	N/A	-
	COMPLETED	eReferral	R	Clinical Report of the visit	R
	FAILED	N/A	-	Exception Report	R

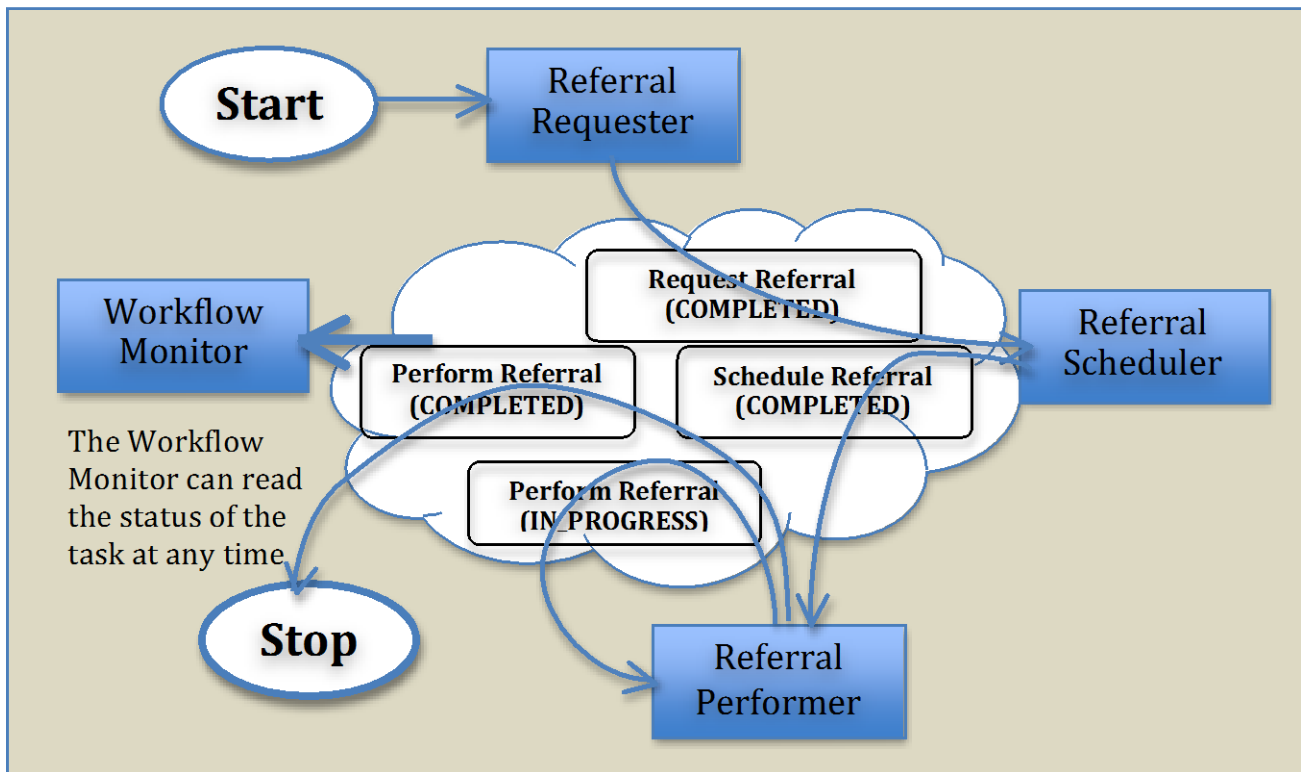
### X.3 Workflow Participants and Process Flow

In this section we present the Workflow Participants involved in the eReferral process and, using the figure X.3-1, we describe in detail process transactions and interactions between them.

200 A Workflow Participant is an abstraction of system along with users involved in the eReferral process. They can be identified, based on their roles in the process, as one of four specific participants. Each of these workflow participants has specific rights and duties in the process. They drive the process from one step to another, performing determinate actions on the workflow.

205

Workflow Participants	Description
Referral Requester	<i>Health Professional (e.g., GP) that initiates the referral workflow. Produces the eReferral and the related supporting document.</i>
Referral Scheduler	<i>Participant responsible for the scheduling of the referral, by providing an appointment for the patient</i>
Referral Performer	<i>Participant responsible for execution of the visit. This workflow participant encapsulate many entities within the enterprise that responds to the referral request and produce the clinical report of the visit ending the eReferral process</i>
Workflow Monitor	<i>Participant that tracks progress of the workflow and reacts to certain exception conditions. This participant can be standalone or grouped with one of the above Workflow Participants</i>



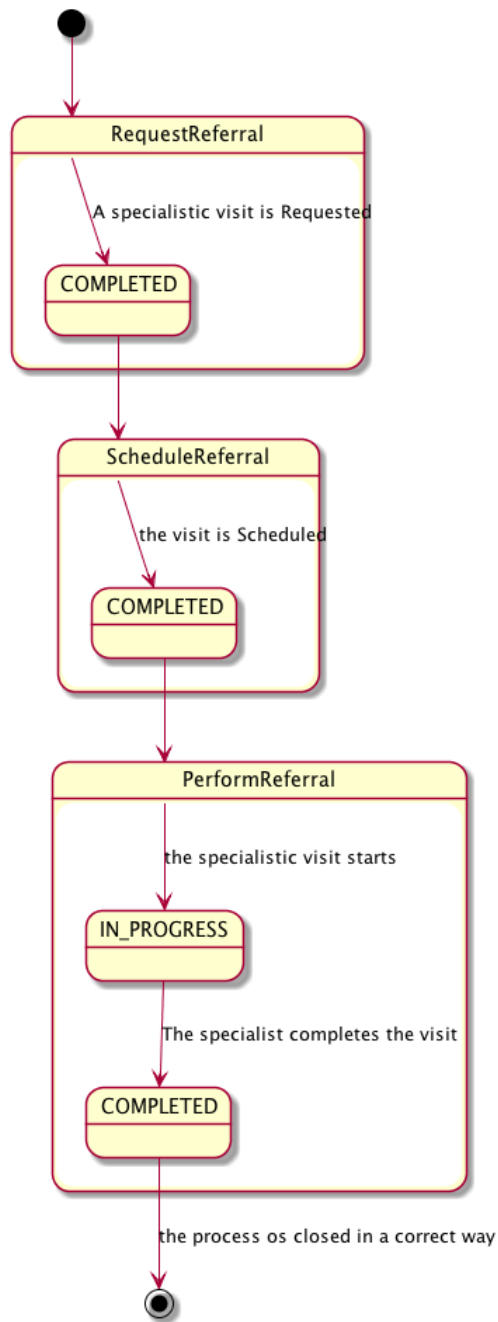
**Figure X.3-1: Process transaction between Workflow Participants**

210 **X.3.1 Use Cases**

Mr. Rossi has a terrible head-ache and goes to his GP Dr. Smith to have a consultation. Dr. Smith analyzes the clinical history of the patient and sees that this is a frequent symptom for Mr. Rossi. Dr. Smith cannot understand the reason for this health problem, so decides to refer his patient to another specialist. Mr. Rossi choses Dr. Bianchi as the specialist to perform the consultation and schedules a visit. On the day of the visit, Dr. Bianchi studies the reports that have been sent with the eReferral by Dr. Smith, performs the visit and produces a Report for the GP. Mr. Rossi returns to Dr. Smith’s office, who analyzes the report and decides to prescribe a drug for the patient.

215  
220 In this section we present the detailed use-case of reference. In the first part of this section (subsection X.3.1.1) we present the detailed chronological sequence of steps involved in the simplest process flow, without failing situations or scheduling cancellation. In the second one (subsection X.3.1.2) we present potential exception situations and the scheduling cancellation phase.

225 **X.3.1.1 Basic process flow**



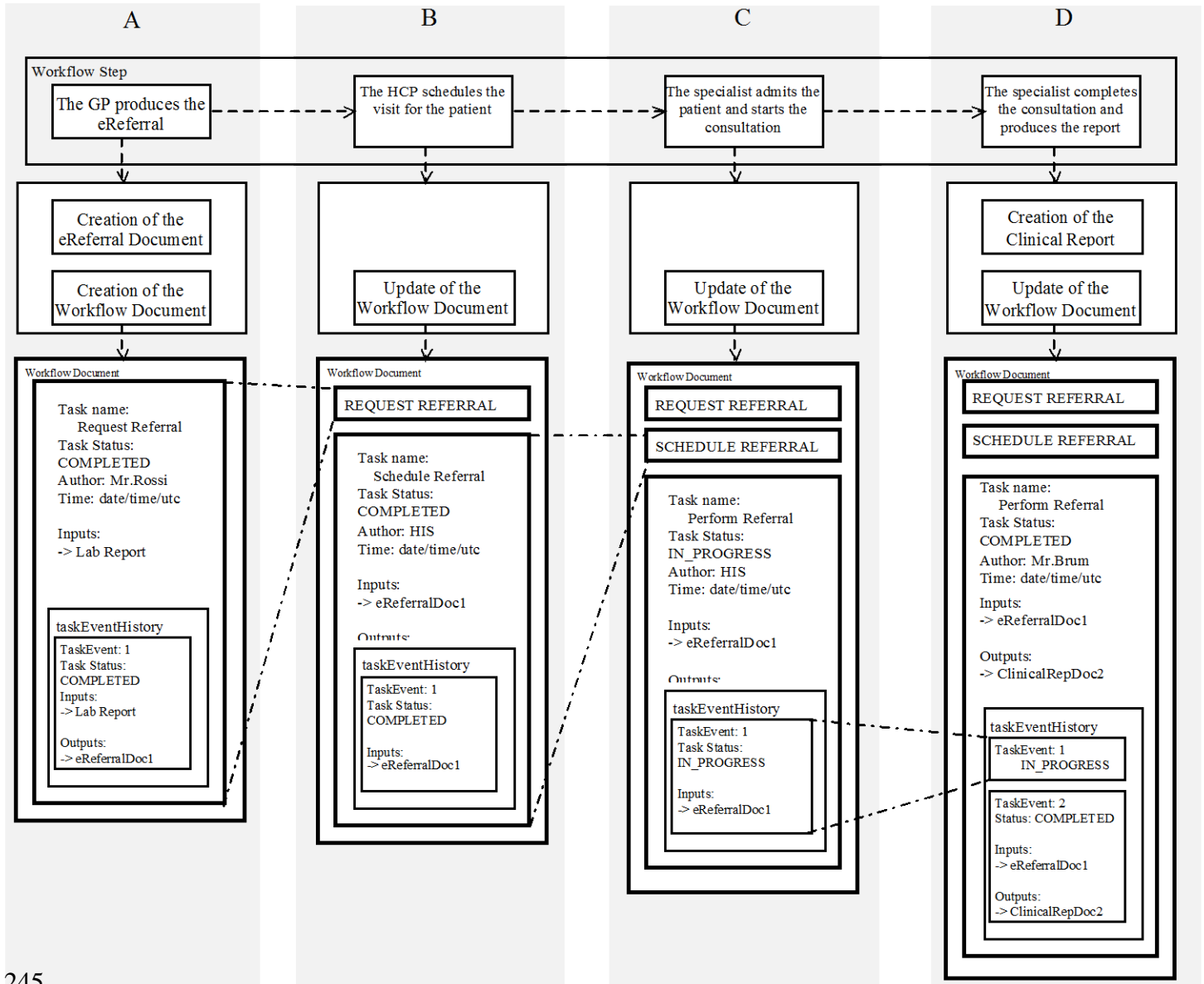
230 **A. A physician refers a patient to another healthcare provider for a specialist’s consultation**

In this task the GP examines the patient and reviews the patient’s most recent laboratory reports. The GP refers the patient to a specialist, creating an eReferral Document and referencing the laboratory reports.

235 The GP’s software, as a Referral Requester, produces the eReferral Document and one Workflow Document to track the clinical workflow of the eReferral. As shown in column A of Figure X.3.1.1-1, at this moment the Workflow Document created has only one task (“Request Referral”) characterized by:

- a task status “COMPLETED”
- 240
- the references to the laboratory report analyzed by the GP as inputs of the task
  - the reference to the eReferral document produced as outputs of the task.

In order to share documents that are produced during the task, the Referral Requester submits the eReferral Document and the Workflow Document to the XDS Document Repository.



245

Figure X.3.1.1-1: Management of the Workflow Document in a basic process flow

From this moment the eReferral is available to a wide range of care providers.

250

**B. The HCP, from the Hospital Information System, schedules the visit**

The patient can call or go to healthcare provider of his choice (or suggested by the GP) to schedule the exam.

255 During this step the HCP, as a Referral Scheduler, checks in which step the eReferral is and he  
schedules the visit. Once the visit has been scheduled, the Referral Scheduler updates the  
Workflow Document to track that the visit has been scheduled. As shown in column B of figure  
X.3.1.1-1, at this step of the workflow, the Workflow Document is updated with a new version in  
260 which a new task “Schedule Referral” is added to the content of the previous version of the  
Workflow Document.

The task “Schedule Referral” is characterized by:

- a task status “COMPLETED”
- the references to the eReferral document produced by the GP as inputs of the task.

265 The Referral Scheduler provides the updated version of Workflow Document to the XDS  
Document Repository/Registry through a Replace of the previous version of the Workflow  
Document. From this moment no other HCP can claim this referral.

**C. The patient is admitted by the HCP the day of the visit and the specialist can start the visit**

270 The patient is admitted by the HCP on the scheduled day and time. During this task, the HCP, as  
a Referral Performer, consults the eReferral and the Workflow Document related to understand  
the task that needs to be performed and the process of the visit can start.

275 The Referral Performer accesses the document by using his software, and an XDS Document  
Consumer, to query and retrieve the Workflow Document and the eReferral document, to check  
the reservation.

As shown in column C of figure X.3.1.1-1, at this step of the workflow, the Workflow Document  
is updated with a new version in which a new task “Perform Referral” is added to the content of  
the previous version of the Workflow Document. The task “Perform Referral” is characterized  
by:

- 280
- a task status “IN\_PROGRESS”
  - the references to the eReferral document produced by the GP as inputs of the task.

The Referral Performer provides the updated version of Workflow Document to the XDS  
Document Repository/Registry through a Replace of the previous version of the Workflow  
Document

285 From now the Workflow Document and the eReferral document are available for the specialist.

#### **D. The specialist completes the consultation and produces a report**

290 The specialist performs the visit and, at the end of the consultation the specialist's software, as a Referral Performer, produces a report of the consultation itself and he terminates the visit process.

In this task, the Referral Performer updates the Workflow Document changing the status of the "Perform Referral" task.

295 As shown in column D of the figure X.3.1.1-1 the Workflow Document, the "Perform Referral" task is characterized by:

- a task status "COMPLETED"
- the references to the eReferral document produced by the GP (the laboratory report was not used by the specialist) as inputs of the task
- the references to the report of the consultation as output of the task

300 The history of the changes of status of the task is tracked inside the task as a list called taskEventHistory.

The Referral Performer provides the updated version of Workflow Document to the Document Repository through a replace of the previous version of the Workflow Document

305 At any time the Referral Requester may review the Workflow Document and the new documents produced related to this workflow. This is accomplished through a query and retrieve by the GP's software of the active Workflow Document from the XDS Document Registry and the XDS Document Repository. Although not shown in this use case, it would also be possible to manage a system of subscription and notification to communicate the progress between the different steps through the use of the Document Metadata Subscription (DSUB) profile or the  
310 Notification of Document Availability (NAV) profile.

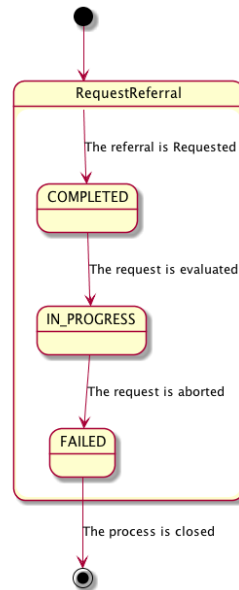
#### **X.3.1.2 Failing situations**

We can consider four different failing situations which may arise during this eReferral Workflow:

315

320

#### Af. Failing of the requesting process



325 In the first case the Referral Requester wants to abort the process just created. The GP's software, as Workflow Monitor, adds a new taskEvent to the Workflow Document, to evaluate the request, changing the status of the Request Referral task into status IN\_PROGRESS. The Referral Requester in this situations can confirm the request, changing again the status into COMPLETED. If the GP decides to abort the process, a new taskEvent is added to the workflow document changing the status of the Request Referral task into FAILED.

330 The task Request Referral is characterized by:

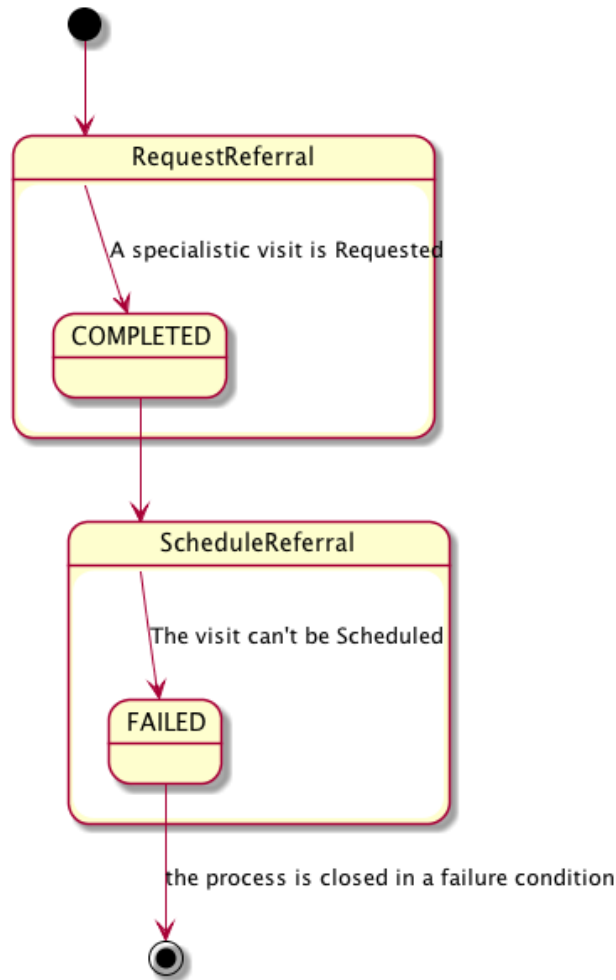
- task status is "FAILED"
- the reference to the eReferral document and the Exception Report as outputs of the task

335 After updating the Workflow Monitor submits the newer version of the Workflow Document to the Document Repository/Registry. This eReferral process is closed (changing the workflowStatus of the Workflow document in status "CLOSED")

340



### Bf. Failing of the scheduling process



345

In the second case, the patient cannot schedule his specialist consultation, because there is some problem or inconsistency in the eReferral document. So in this phase the Hospital Information System, as Referral Scheduler, query and retrieve the eReferral Document and the Workflow Document related, to check the status of the eReferral and potential errors connected to the scheduling process. If the Referral Scheduler finds any problems, the scheduling phase fails and the eReferral Workflow is closed. The Workflow Monitor produces a report for the exception and updates the Workflow Document adding a new task named “Schedule Referral” which is characterized by:

350

- task status is “FAILED”
- the reference to the eReferral document as inputs of the task

355

- the reference to a report which contains reasons of the exception as outputs of the task

360 After updating the Workflow Monitor submits the newer version of the Workflow Document to the Document Repository/Registry. This event shall be notified to the Referral Requester. This eReferral process is closed (changing the workflowStatus of the Workflow document in status “CLOSED”) and, if necessary, another new process is started by the Referral Requester producing the second eReferral document and the second Workflow Document to track the new correct process. In this case the Workflow Document that tracks the second eReferral contains only one task named “Request Referral” which is characterized by:

- task status is “COMPLETED”
- 365 • as inputs of the task the references to:
  - the Laboratory Report
  - the reference to the workflow document that reflects the previous eReferral process failed
  - the Exception Report
- 370 • the references to the eReferral document produced as outputs of the task.

For further technical details see Appendix B

375

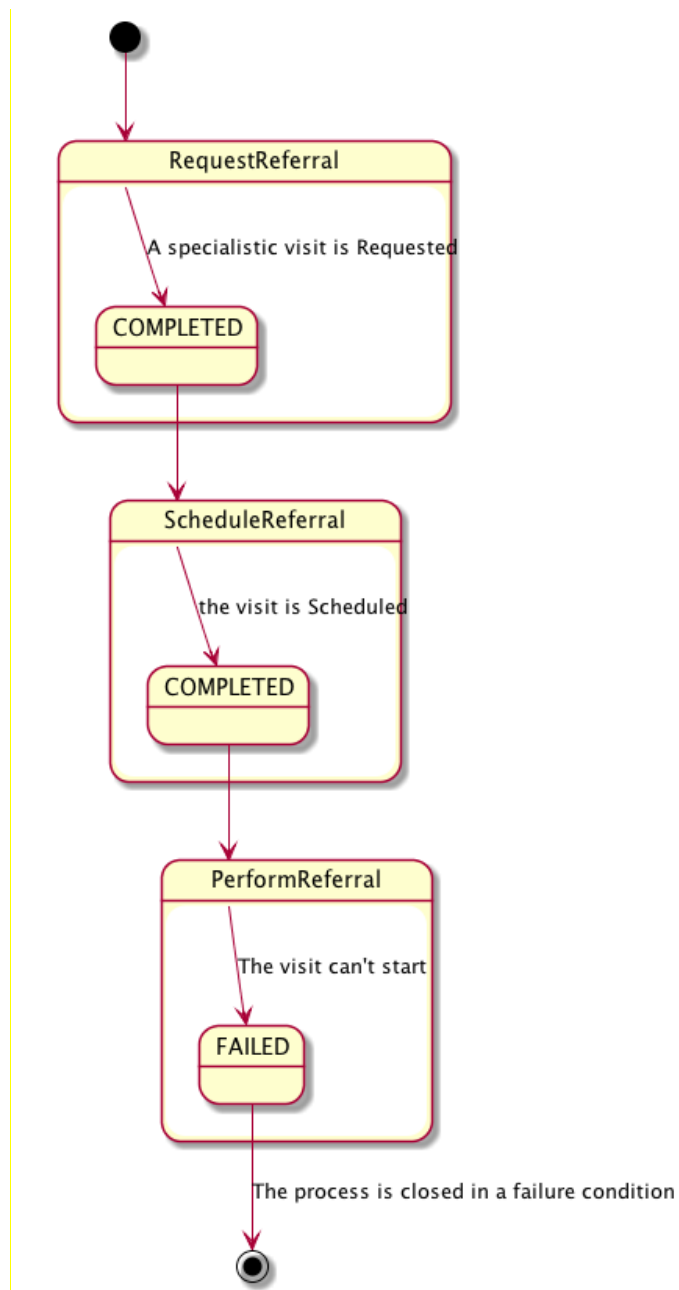
380

385

390

395

**Cf. Failing of the reception phase**



400

In the third case, when the Referral Performer checks the reservation of the patient he finds some problems, and cannot accept the patient for the consultation. In this case the Workflow Monitor updates the Workflow Document adding a new task named “Perform Referral” which is characterized by:

- 405
- task status “FAILED”
  - the references to the eReferral produced by the GP as inputs of the task
  - a report that describes the reason for the exception of the task as outputs of the task

The previous version of the Workflow Document is replaced by the new one. This event shall be notified to the Referral Requester. This eReferral process is closed (changing the workflowStatus of the WF document in status “CLOSED”) and, if necessary, another new process is started by the Referral Requester producing the second eReferral document and the second Workflow Document to track the new process. In this case the Workflow Document that tracks the second eReferral contains only one task named “Request Referral” which is characterized by:

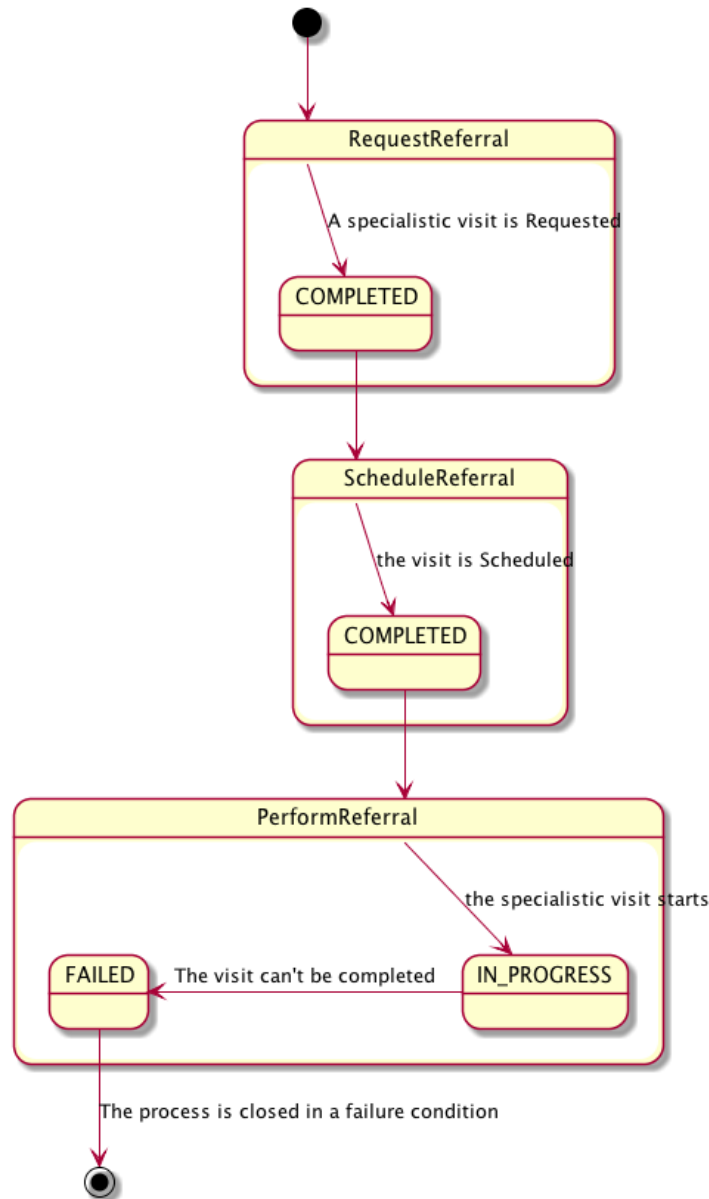
- 410
- task status is “COMPLETED”
- 415
- as inputs of the task the references to:
    - the Laboratory Report
    - the reference to the workflow document that reflects the previous eReferral process failed
    - the Exception Report
- 420
- the references to the eReferral document produced as outputs of the task

For further technical details see Appendix B

425

430

435 **Df. Failing of the visit**



440 In the fourth case the patient is admitted to perform the visit but, once the specialist sees all the information related to the clinical process, he decides that the visit can't be performed. In this case the Referral Performer updates the Workflow Document adding to the task named "Perform Referral" a new TaskEvent. At this moment the "Perform Referral" task is characterized by:

- task status "FAILED"

- the references to the eReferral document as inputs of the task
- the references to a report which contain reasons of the exception as outputs of the task

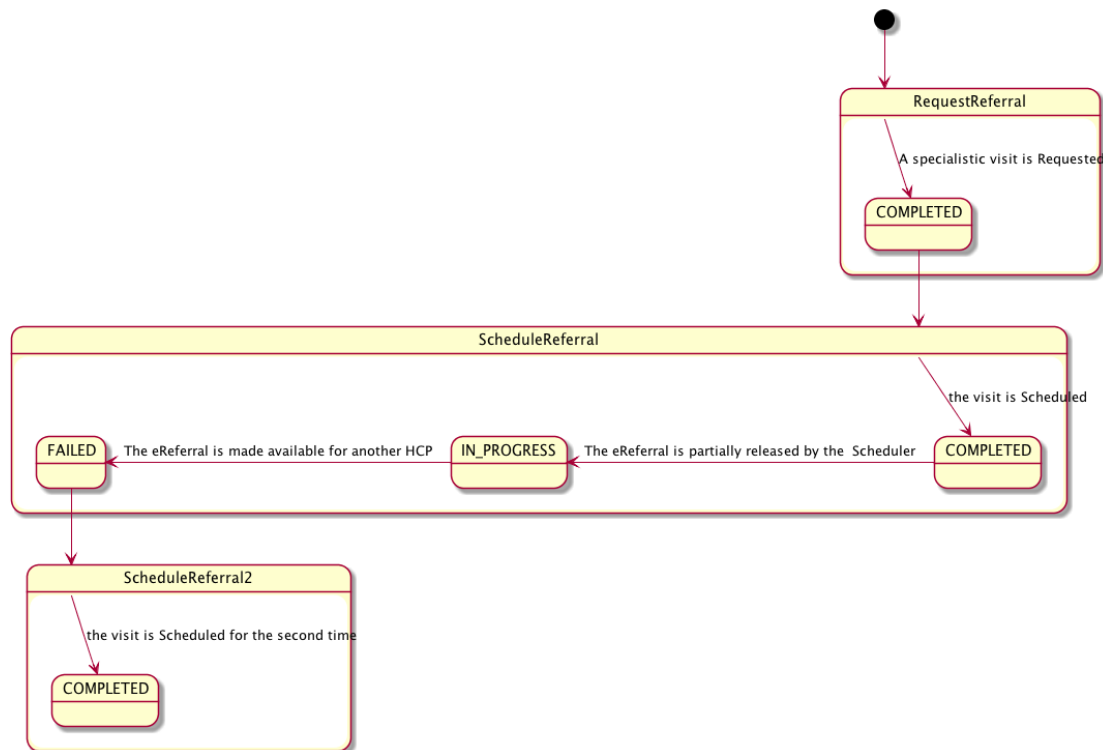
445 After updating the Workflow Monitor submits the newer version of the workflow Document to the Document Repository/Registry. This event shall be notified to the GP. This eReferral process is closed (changing the WorkflowStatus of the WF document in status “CLOSED”) and, if necessary, another new process starts producing the second eReferral document and the second Workflow Document to track the new correct process started by the Referral Requester. In this case the Workflow Document that tracks the second eReferral contains only one task named  
450 “Request Referral” which is characterized by:

- task status is “COMPLETED”
- as inputs of the task the references to:
  - the Laboratory Report
  - the reference to the workflow document that reflects the previous eReferral process  
455 failed
  - the Exception Report
- the references to the eReferral document produced as outputs of the task

For further technical details see Appendix B

460

#### **BA. Scheduling cancellation process**



We can consider the situation in which it's necessary to cancel the visit and make the eReferral available again for another scheduling step.

465 The Referral Scheduler queries and retrieves the Workflow Document to check the status of the eReferral document related. A visit has already been scheduled (Schedule Referral task in status=COMPLETED), so, in this situation, it isn't possible to schedule another visit. The reception phase hasn't already been performed but the eReferral process is still in-progress (WorkflowStatus of the Workflow Document "OPEN"). In this situation the Referral scheduler shall act on the Schedule Referral task, adding a new taskEvent to track the information that the eReferral document is released, in order to make it available for another scheduling phase. The task Schedule Referral is characterized by:

470

- a task status "IN\_PROGRESS"

475 No inputs or outputs shall be added by this step. The eReferral document is now available to the same HCP to schedule the visit, changing the status of the task Schedule Referral into "COMPLETED".

The task "Schedule Referral" is characterized by:

- a task status "COMPLETED"
- the references to the eReferral document produced by the GP as inputs of the task

480 If the patient choose another healthcare provider, before scheduling the visit for the second time it is necessary that the first healthcare provider, as Workflow Monitor, closes the Schedule Referral task adding a new taskEvent characterized by status “FAILED”. In this case the workflowStatus is still “OPEN”.

485 The Referral Performer that checks the status of the process retrieving the Workflow Document can find more than one Schedule Referral task, but only one in status COMPLETED (the others are in status=FAILED).

### **X.3.2 Options**

490 In this section we describe which variations from the normal process are allowed. It is mandatory for implementers to explicitly define which workflow options, if any, are addressed by their products (see section 4).

Options that may be selected for this Profile are listed below along with the Workflow Participants to which they apply.

495 This Workflow Definition Profile is intended to be combined with other IHE Profiles. These other profiles may have their specific options. These are not addressed in this section, which focuses only on the Options identified for this Workflow Definition Profile.

#### **X.3.2.1 Process without Scheduling phase**

The process can develop without a scheduling phase. This allows this profile to be implemented in many other real use-cases. If the “Process without Scheduling phase” option is chosen, rules to manage the process shall change.

500 If this workflow definition option is implemented the Referral Performer can start the visit while the eReferral process is in the Request Referral status. The scheduling phase is not needed, and the goal of the workflow is strictly related to create a process to give some specialistic clinical feedback to the Referral Requester.

These rule changes are addressed in the Task Specification section Y.3:

- 505
- Task “Request Referral”:
    - Successors: Perform Referral
  - Task “Schedule Referral”:
    - Cardinality 0..0
  - Task “Perform Referral”:
    - 510 • Ancestors: Request Referral

#### **X.3.2.2 Reminder Note Option**

If this option is selected it is required that a Reminder Note is created as output of the task Schedule Referral.

---



## X.4 Workflow Definition Actors and Options

515 Workflow Participants introduced in Section X.3 are expected to be supported by Workflow Definition Actors that represents abstractions of IT systems. Compliance to this workflow definition profile and its options are based on selecting the implementation of one or more of these Workflow Definition Actors.

### X.4.1 Workflow Definition Actors

520 Table X.4.1-1 specifies the mapping of Workflow Participants to Workflow Definition Actors.

**Table X.4.1-1: XBeR-WD Workflow Participants grouping with Workflow Definition Actors**

Workflow Participant	Workflow Definition Actor
Referral Requester	Referral Requester Actor
Referral Scheduler	Referral Scheduler Actor
Referral Performer	Referral Performer Actor
Workflow Monitor	Workflow Monitor Actor

### X.4.2 Workflow Options

525 Options that may be selected for this Profile are listed below along with the Workflow Definition Actors to which they apply. Although this Workflow Definition Profile is intended to be combined with other IHE Profiles, the specific options of these other Profiles are not addressed in this section, which focuses only on the Options identified for this Workflow Definition Profile.

Table X.4.2-1 specifies the options that are available, if any for each selected Workflow Actors.

530

**Table X.4.2-1: XBeR Profile Workflow Definition Actors and Options**

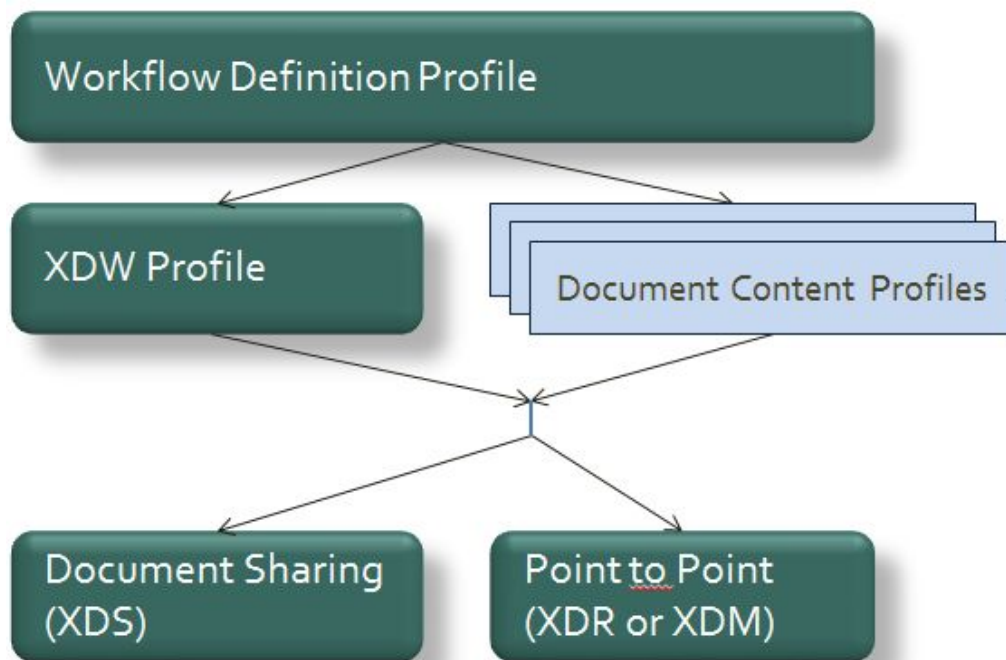
XBeR-WD Workflow Definition Actor	option	Volume & Section
Referral Requester actor	<i>No options selected</i>	
Referral Scheduler actor	<i>Reminder Note Option</i>	PCC TF-1: X.3.2.2
Referral Performer actor	<i>Process without Scheduling Phase Option</i>	PCC TF-1: X.3.2.1
Workflow Monitor actor	<i>No options selected</i>	-

### X.4.3 Workflow Definition Profile Grouping with other Profiles

535 This Workflow Definition Profile is intended to be combined with other IHE Profiles. The profiles that are candidates for such combinations and the associated rules are specified in this Section.

Figure X.4.3-1 presents an overview for the major classes of IHE Profiles that shall or may be grouped:

- 540
- The Workflow Definition Profile SHALL be grouped with the XDW Profile.
  - The Workflow Definition Profile SHOULD be grouped with one or more Document Content Profiles matched to the input and output reference “Document Labels” in the Workflow Definition Profile (Defined in Vol.2). The Workflow Definition Profile provides only “Document Labels” for these input and output reference documents and not
  - 545 the actual specifications. This selection of the actual document content specification (IHE Content profiles or others), need to be made by the environment that deploys the Workflow Definition Profile.
  - The Workflow Definition Profile, the XDW Profile and the selected Document Content Profiles shall be grouped as decided by the deployment environment, with the suitable
  - 550 Integration Profile supporting a document transport service such as XDS for Document Sharing, XDR/XDM for point-to-point directed transport, or other functionally equivalent profiles.



555

**Figure X.4.3-1: Grouping of profiles**

560 The grouping of XDW actors with each of the XBeR-WD workflow definition actors is specified in table X.4.3-1. These XDW Actors support the creation, consumption and update of the XDW workflow document which is the shared data structure which is tracking the evolution of the workflow. This allows the XBeR-WD workflow definition actors, at any point in the workflow to access the most current status of the workflow and share the tasks performed with all other workflow definition actors.

Note: See IHE ITI TF-1: Section 30.3 (XDW Supplement) for other groupings that are needed for the XDW Actors to permit sharing of a Workflow Document with IHE XDS, XDR or XDM Profiles.

Table X.4.3-1: XBeR-WD workflow definition actors grouping with XDW Profile Actors

565

**Table X.4.3-1: XBeR-WD Workflow Definition Actors grouping with XDW Actors**

<b>Workflow Definition Actor</b>	<b>Shall be grouped with:</b>
Referral Requester actor	XDW Content Creator XDW Content Consumer XDW Content Updater
Referral Scheduler actor	XDW Content Updater XDW Content Consumer
Referral Performer actor	XDW Content Updater XDW Content Consumer
Workflow Monitor actor	XDW Content Updater XDW Content Consumer

## X.5 Security Considerations

For this section please refer to the section ITI TF-1: 30.5.

570

## Volume 2 – Content Modules

### Y.1 XBeR Workflow Definition - XDW Workflow Document – Common Attributes

575 This workflow definition profile is assigned a specific OID that shall be used to assign an identifier to the workflowDefinitionReference element of a Workflow Document that tracks an eReferral process.

type of Workflow	Workflow Definition Reference
eReferral workflow	1.3.6.1.4.1.19376.1.5.3.1.5.1

580 The XBeR-WD Workflow Definition does not introduce new metadata and all the metadata elements used are the common XDS document metadata specified in ITI TF-3:4.1.5 and in ITI TF-3:5.4.6. In this section only the use of some specific metadata for the use of XDW in the XBeR-WD context is specified.

XDS Metadata Attribute	Definition
typeCode	For the Workflow Document which tracks the XBeR-WD process the code for the typeCode shall be: This code will be assigned by LOINC
classCode	For the Workflow Document which tracks the XBeR-WD process the code for the classCode is defined by the XDW profile. See XDW Supplement Section 5.4.6.1.
eventCodeList	<b>Rule 1:</b> An XBeR-WD workflow shall be created with code OPEN and shall remain in this status until it is set to CLOSED. <b>Rule 2:</b> An XBeR-WD workflow should be set to CLOSED when: - one of the tasks has the status FAILED (except for the scheduling cancellation process where the FAILED status of the Schedule Referral task is preceded by the status IN PROGRESS. In this case the workflowStatus is still open after the task fails); or - when you complete the workflow with the Perform Referral task in status COMPLETED. See ITI TF-3: 5.4.5.7 for a general description of this attribute.
serviceStartTime	It is the time at which work began on the first task for this workflow.
serviceStopTime	It is the time at which the status of the overall Workflow is changed from OPEN to CLOSED. It shall be empty when the workflow is still in OPEN state.

## Y.2 XDW Content Modules

585 The main instrument of the Cross-enterprise Basic eReferral Workflow Definition Profile is the Workflow Document defined in the XDW Profile. This document does not include clinical information about the patient directly. It shall only contain information necessary for organizing and defining work tasks. All clinical information regarding any task shall be provided through separate documents that are referenced from the associated input or output documents. Detailed knowledge of the Cross-enterprise Document Workflow (XDW) profile is indispensable in  
590 understanding the following sections. For more details, refer to ITI TF-3: 5.4.

### Y.3 Tasks Specifications

Workflow Description Overview:

595

Task Type	Requirement For task initiation	Task Statuses *valid when task initiated	Task Property	Input Docs	Opt	Output Docs	Option
Request Referral	At XDW doc creation	COMPLETED* IN_PROGRESS FAILED	Cardinality: 1..1 Removable: no	ClinicalInput	O	eReferral	R
						ExceptionReport	C: (If the request is aborted just created)
Schedule Referral	When Request Referral is COMPLETED, or Schedule Referral is FAILED (in case of scheduling cancellation)	COMPLETED* IN_PROGRESS FAILED*	Cardinality: 1..n Removable: no * These may change if Workflow Options are selected	eReferral	R	ExceptionReport	C: (If the visit can't be scheduled )
						ReminderNote	O * This may change if Workflow Options are selected
Perform Referral	When Schedule Referral is COMPLETED	IN_PROGRESS* COMPLETED FAILED*	Cardinality: 1..1 Removable: no	eReferral	R	ExceptionReport	C: (if task status is failed)
						ClinicalReportOfTheVisit	R

In the next sections we define rules and constraints defined for the creation and update of the XDW Workflow Document related to the eReferral process.

600 The set of rules defined here is necessary to manage transition between tasks. For each task are defined:

- The task attributes: ID, name, type description;
- The sequence of the tasks: the previous and the next task;
- Which Workflow Participant is allowed to create each task and to change the status;
- The task event;
- The input and output documents.

605

The rules in the workflow definition ensure that the different participants in a workflow operate jointly to advance within tasks and to move from one task to another in a consistent way.

### Y.3.1 Task: “Request Referral”

Task attributes	Rules for the task “Request Referral”															
Task id	Unique id of the instance of the task															
Task type	<b>Request Referral</b>															
Task name	RequestReferral															
Task description	A Referral process is requested for a patient by the Referral Requester															
Task dependencies	Ancestors: none Successors: Schedule Referral * These may change if Workflow Options are selected															
Status allowed	<b>COMPLETED:</b> An Ordering task is always set to COMPLETED when confirmed or just created.  <b>IN_PROGRESS:</b> If the request have to be evaluated  <b>FAILED:</b> If the Referral Requester wants to abort the process just created															
Status transactions (*)	If the request has to be evaluated there is a transaction of status from COMPLETED to IN_PROGRESS. If the request is confirmed there is a transaction of status from IN_PROGRESS to COMPLETED. If the request is aborted there is a transaction of status from IN_PROGRESS to FAILED. <table border="1" data-bbox="703 1320 1349 1520"> <thead> <tr> <th>Initial Status</th> <th>Final Status</th> <th>eventType</th> </tr> </thead> <tbody> <tr> <td>none</td> <td>COMPLETED</td> <td>create</td> </tr> <tr> <td>COMPLETED</td> <td>IN_PROGRESS</td> <td>release</td> </tr> <tr> <td>IN_PROGRESS</td> <td>FAILED</td> <td>fail</td> </tr> <tr> <td>IN_PROGRESS</td> <td>COMPLETED</td> <td>complete</td> </tr> </tbody> </table>	Initial Status	Final Status	eventType	none	COMPLETED	create	COMPLETED	IN_PROGRESS	release	IN_PROGRESS	FAILED	fail	IN_PROGRESS	COMPLETED	complete
Initial Status	Final Status	eventType														
none	COMPLETED	create														
COMPLETED	IN_PROGRESS	release														
IN_PROGRESS	FAILED	fail														
IN_PROGRESS	COMPLETED	complete														
Input	Optional ClinicalInput															
Output	<ul style="list-style-type: none"> <li>• Required <ul style="list-style-type: none"> <li>○ eReferral: if the status is completed</li> <li>○ ExceptionReport: if the status is FAILED</li> </ul> </li> </ul>															
Owner	Referral Requester or Workflow Monitor															

Task attributes	Rules for the task “Request Referral”
Owner changes	No
<taskEvent>	1 if the request is not evaluated after creation. 3 in other cases.
Task Removal allowed	No
Task duplication	No

610

(\*) The element eventType stores the type of event that produces the change in the task status. In the “Status transactions” we want to associate the specific type of event to the status transaction produced. For further details on eventType element see XDW profile.

### Y.3.2 Task: “Schedule Referral”

615

Task attributes	Rules for the task “Schedule Referral”									
Task id	Unique id of the instance of the task									
Task type	<b>Schedule Referral</b>									
Task name	ScheduleReferral <i>									
Task description	An appointment is scheduled by the Referral Scheduler chosen by the patient									
Task dependencies	Ancestors: Request Referral in status COMPLETED or Schedule Referral in status FAILED Successors: Schedule Referral, Perform Referral									
Status allowed	<b>COMPLETED:</b> if the appointment is scheduled  <b>IN_PROGRESS:</b> if the visit is released by the HCP  <b>FAILED:</b> if the appointment can’t be scheduled or cancelled.									
Status transactions	If the appointment of the patient is cancelled, it shall be a transaction of status from COMPLETED to IN_PROGRESS. If the visit is scheduled again by the same HCP the status changes from IN_PROGRESS to COMPLETED. If another HCP is expected to schedule the visit the status shall change from IN_PROGRESS to FAILED <table border="1" data-bbox="685 1707 1364 1827"> <thead> <tr> <th>Initial Status</th> <th>Final Status</th> <th>eventType</th> </tr> </thead> <tbody> <tr> <td>none</td> <td>COMPLETED</td> <td>create</td> </tr> <tr> <td>none</td> <td>FAILED</td> <td>fail</td> </tr> </tbody> </table>	Initial Status	Final Status	eventType	none	COMPLETED	create	none	FAILED	fail
Initial Status	Final Status	eventType								
none	COMPLETED	create								
none	FAILED	fail								



Task attributes	Rules for the task “Schedule Referral”									
	<table border="1"> <tr> <td>COMPLETED</td> <td>IN_PROGRESS</td> <td>release</td> </tr> <tr> <td>IN_PROGRESS</td> <td>COMPLETED</td> <td>claim</td> </tr> <tr> <td>IN_PROGRESS</td> <td>FAILED</td> <td>expire</td> </tr> </table>	COMPLETED	IN_PROGRESS	release	IN_PROGRESS	COMPLETED	claim	IN_PROGRESS	FAILED	expire
COMPLETED	IN_PROGRESS	release								
IN_PROGRESS	COMPLETED	claim								
IN_PROGRESS	FAILED	expire								
Input	<ul style="list-style-type: none"> <li>• Required <ul style="list-style-type: none"> <li>○ eReferral</li> </ul> </li> </ul>									
Output	<ul style="list-style-type: none"> <li>• Required <ul style="list-style-type: none"> <li>○ ExceptionReport: If the visit can’t be scheduled</li> </ul> </li> <li>• Optional <ul style="list-style-type: none"> <li>○ Reminder Note</li> </ul> </li> </ul> <p>* These may change if Workflow Options are selected</p>									
Owner	Referral Scheduler or Workflow Monitor									
owner changes	Yes, in case of cancellation of the appointment									
<taskEvent>	Only One if the appointment isn’t cancelled, two if the eReferral is released, three if the visit scheduled by the specific HCP is completely cancelled.									
Task Removal allowed	No									
Task duplication	Yes									

### Y.3.3 Task: “Perform Referral”

Task attributes	Rules for the task “Perform Referral”
Task id	Unique id of the instance of the task
Task type	<b>Perform Referral</b>
Task name	PerformReferral
Task description	A specialist consultation is started and performed by the Referral Performer
Task dependencies	Ancestors: Schedule Referral (in status COMPLETED) * These may change if Workflow Options are selected Successors: none
Status allowed	<b>IN_PROGRESS:</b> if the patient can be admitted  <b>COMPLETED:</b> if the visit is completed producing a Report

Task attributes	Rules for the task “Perform Referral”															
	<b>FAILED:</b> if the visit can't be completed															
Status transactions	<p>The task born IN_PROGRESS and it shall be a transaction of status into status COMPLETED when the visit is completed with a Report, or into status FAILED when the visit can't be completed.</p> <table border="1"> <thead> <tr> <th>Initial Status</th> <th>Final Status</th> <th>eventType</th> </tr> </thead> <tbody> <tr> <td>none</td> <td>IN_PROGRESS</td> <td>create</td> </tr> <tr> <td>IN_PROGRESS</td> <td>COMPLETED</td> <td>complete</td> </tr> <tr> <td>none</td> <td>FAILED</td> <td>fail</td> </tr> <tr> <td>IN_PROGRESS</td> <td>FAILED</td> <td>fail</td> </tr> </tbody> </table>	Initial Status	Final Status	eventType	none	IN_PROGRESS	create	IN_PROGRESS	COMPLETED	complete	none	FAILED	fail	IN_PROGRESS	FAILED	fail
Initial Status	Final Status	eventType														
none	IN_PROGRESS	create														
IN_PROGRESS	COMPLETED	complete														
none	FAILED	fail														
IN_PROGRESS	FAILED	fail														
Input	<ul style="list-style-type: none"> <li>• Required                             <ul style="list-style-type: none"> <li>○ eReferral</li> </ul> </li> </ul>															
Output	<ul style="list-style-type: none"> <li>• Required                             <ul style="list-style-type: none"> <li>○ ClinicalReportOfTheVisit: if the visit is completed</li> <li>○ ExceptionReport: if the visit fails</li> </ul> </li> </ul>															
Owner	Referral Performer or Workflow Monitor															
owner changes	no															
<taskEvent>	<p>Only one (failed): if the patient can't be admitted in the healthcare structure</p> <p>Two in the other cases</p>															
Task Removal allowed	No															
Task duplication	No															

620

625 **Y.4 Input and output documents**

The WS-HumanTask element that permits to store the reference of an object in input or output sections is described in IHE ITI TF-3:5.4.3

630 In table Y.4-1 we define the kind of document involved in the eReferral process. For each type of document this table defines the Documents Labels of the document. This Label describes the function or the role that the document performs in the course of the process or during the execution of a task, and defines the type of information conveyed and expected by the owner of the tasks.

**Table Y.4-1: Documents involved in the eReferral process**

<b>Document Label</b>	<b>Example of content profile</b>
<b>eReferral</b>	XDS-SD
<b>ClinicalReportOfTheVisit</b>	XDS-SD EDR PPOC XD-LAB ECDR CIRC DRPT APSR
<b>ExceptionReport</b>	XDS-SD
<b>ClinicalInput</b>	XDS-SD PPOC XD-LAB ECDR CIRC DRPT APSR
<b>ReminderNote</b>	XDS-SD

635

## Appendix A - Complete example of eReferral Workflow Document

In this Appendix we propose a complete example of a Workflow Document related to the eReferral process as we can see it when the visit is completed successfully.

640

```
<?xml version="1.0" encoding="UTF-8"?>
<ns3:XDW.WorkflowDocument
  xmlns:ns1="urn:hl7-org:v3"
  xmlns:ns2="http://docs.oasis-open.org/ns/bpel4people/ws-humantask/types/200803"
  xmlns:ns3="urn:ihe:iti:2011:xdw"
  xmlns:xsi="http://www.w3.org/2001/XMLSchema-instance"
  xsi:schemaLocation="urn:ihe:iti:2011:xdw file:C: XDW-2011-09-13.xsd">
  <ns3:id root="1.2.3.4.5"/>
  <ns3:effectiveTime value="20110401031520"/>
  <ns3:confidentialityCode code="1.24.3.3.3"/>
  <ns3:patient>
    <ns3:id root="1.3.6.1.4.1.21367.13.20.1000" extension="33333"
      assigningAuthorityName="IHERED"/>
  </ns3:patient>
  <ns3:author>
    <ns3:assignedAuthor>
      <ns1:id root="1.2.3.4.5" extension="11111"/>
      <ns1:assignedPerson>
        <ns1:name>
          <ns1:family>Brum</ns1:family>
          <ns1:prefix>Dr.</ns1:prefix>
        </ns1:name>
      </ns1:assignedPerson>
    </ns3:assignedAuthor>
  </ns3:author>
  <ns3:workflowInstanceID>urn:oid:1.2.3.4</ns3:workflowInstanceID>
  <ns3:workflowDocumentSequenceNumber>3</ns3:workflowDocumentSequenceNumber>
  <ns3:workflowStatus>CLOSED</ns3:workflowStatus>
  <ns3:workflowStatusHistory>
    <ns3:documentEvent>
      <ns3:eventTime>2006-05-04T18:13:51.0Z</ns2:eventTime>
      <ns3:eventType>create</ns2:eventType>
      <ns3:taskEventIdentifier>urn:oid:1.1.1.1.4</ns2:taskEventIdentifier>
      <ns3:author>Mr. Rossi</ns2:author >
      <ns3:previousStatus></ns2:previousStatus>
    </ns3:documentEvent>
  </ns3:workflowStatusHistory>
</ns3:XDW.WorkflowDocument>
```

```
    <ns3:actualStatus>OPEN</ns2:actualStatus>
  </ns3:documentEvent>
  <ns3:documentEvent>
    <ns3:eventTime>2006-05-07T09:53:45.0Z</ns2:eventTime>
    <ns3:eventType>complete</ns2:eventType>
    <ns3:taskEventIdentifier>urn:oid:1.1.1.1.7</ns2:taskEventIdentifier>
    <ns3:author>Dr. Brum</ns2:author >
    <ns3:previousStatus>OPEN</ns2:previousStatus>
    <ns3:actualStatus>CLOSED</ns2:actualStatus>
  </ns3:documentEvent>
</ns3:workflowStatusHistory>

<ns3:workflowDefinitionReference>urn:oid:1.2.3.4.5.6.7.8.9</ns3:workflowDefinitionReference>
<ns3:TaskList>
  <ns3:XDWTask>
    <ns3:taskData>
      <ns3:taskDetails>
        <ns2:id>urn:oid:1.1.1.1.1</ns2:id>
        <ns2:taskType>Request Referral</ns2:taskType>
        <ns2:name>RequestReferral</ns2:name>
        <ns2:status>COMPLETED</ns2:status>
        <ns2:createdTime>2006-05-04T18:13:51.0Z</ns2:createdTime>
        <ns2:lastModifiedTime>2006-05-04T18:13:51.0Z</ns2:lastModifiedTime>
        <ns2:renderingMethodExists>>false</ns2:renderingMethodExists>
        <ns2:actualOwner>Dr. Rossi</ns2:actualOwner>
        <ns2:createdBy>Dr. Rossi</ns2:createdBy>
      </ns3:taskDetails>
      <ns2:description>code for the type of visit requested</ns2:description>
      <ns2:input>
        <ns2:part name="ClinicalInput">
          <reference uid="urn:oid:1.2.3.4.4.3.2.2.3"
home="urn:oid:1.2.3" />
        </ns2:part>
      </ns2:input>
      <ns2:output>
        <ns2:part name="eReferral">
          <reference uid="urn:oid:1.2.3.4.4.4" home="urn:oid:1.2.3" />
        </ns2:part>
      </ns2:output>
    </ns3:taskData>
```

```
<ns3:taskEventHistory>
  <ns3:taskEvent>
    <ns3:id>1</ns3:id>
    <ns3:eventTime>2006-05-04T18:13:51.0Z</ns3:eventTime>
    <ns3:identifier>urn:oid:1.1.1.1.1</ns3:identifier>
    <ns3:eventType>create</ns3:eventType>
    <ns3:status>COMPLETED</ns3:status>
  </ns3:taskEvent>
</ns3:taskEventHistory>
</ns3:XDWTask>
<ns3:XDWTask>
  <ns3:taskData>
    <ns3:taskDetails>
      <ns2:id>urn:oid:1.1.1.1.1</ns2:id>
      <ns2:taskType>Schedule Referral</ns2:taskType>
      <ns2:name>ScheduleReferral</ns2:name>
      <ns2:status>COMPLETED</ns2:status>
      <ns2:createdTime>2006-05-05T08:53:45.0Z</ns2:createdTime>
      <ns2:lastModifiedTime>2006-05-05T08:53:45.0Z</ns2:lastModifiedTime>
      <ns2:renderingMethodExists>false</ns2:renderingMethodExists>
      <ns2:actualOwner>HIS</ns2:actualOwner>
      <ns2:createdBy>HIS</ns2:createdBy>
    </ns3:taskDetails>
    <ns3:description>code for the type of visit booked and visit
info</ns3:description>
    <ns2:input>
      <ns2:part name="eReferral">
        <reference uid="urn:oid:1.2.3.4.4.3.2.2.3" home="urn:oid:1.2.3"/>
        </ns2:part>
      </ns2:input>
    </ns3:taskData>
  <ns3:taskEventHistory>
    <ns3:taskEvent>
      <ns3:id>1</ns3:id>
      <ns3:eventTime>2006-05-05T08:53:45.0Z</ns3:eventTime>
      <ns3:identifier>urn:oid:1.1.1.1.1</ns3:identifier>
      <ns3:eventType>create</ns3:eventType>
      <ns3:status>COMPLETED</ns3:status>
    </ns3:taskEvent>
  </ns3:taskEventHistory>
```

```

</ns3:XDWTask>
<ns3:XDWTask>
  <ns3:taskData>
    <ns3:taskDetails>
      <ns2:id>urn:oid:1.1.1.1.1</ns2:id>
      <ns2:taskType>Perform Referral</ns2:taskType>
      <ns2:name>PerformReferral</ns2:name>
      <ns2:status>COMPLETED</ns2:status>
      <ns2:createdTime>2006-05-07T08:50:00.0Z</ns2:createdTime>
      <ns2:lastModifiedTime>2006-05-07T09:53:45.0Z</ns2:lastModifiedTime>
      <ns2:renderingMethodExists>>false</ns2:renderingMethodExists>
      <ns2:actualOwner>Dr. Brum</ns2:actualOwner>
      <ns2:createdBy>HIS</ns2:createdBy>
    </ns3:taskDetails>
    <ns3:description>code for the type of visit</ns3:description>
    <ns2:input>
      <ns2:part name="eReferral">
        <reference uid="urn:oid:1.2.3.4.4.3.2.2.3"
home="urn:oid:1.2.3"/>
      </ns2:part>
    </ns2:input>
    <ns2:output>
      <ns2:part name="ClinicalReportOfTheVisit">
        <reference uid="urn:oid:1.2.3.4.4.4" home="urn:oid:1.2.3"/>
      </ns2:part>
    </ns2:output>
  </ns3:taskData>
  <ns3:taskEventHistory>
    <ns3:taskEvent>
      <ns3:id>1</ns3:id>
      <ns3:eventTime>2006-05-07T08:50:00.0Z</ns3:eventTime>
      <ns3:identifier>urn:oid:1.1.1.1.1</ns3:identifier>
      <ns3:eventType>create</ns3:eventType>
      <ns3:status>IN_PROGRESS</ns3:status>
      <ns3:startOwner>HIS</ns3:startOwner>
      <ns3:endOwner>Dr. Brum</ns3:endOwner>
    </ns3:taskEvent>
    <ns3:taskEvent>
      <ns3:id>2</ns3:id>
      <ns3:eventTime>2006-05-07T09:53:45.0Z</ns3:eventTime>

```

```
        <ns3:identifier>urn:oid:1.1.1.1.1</ns3:identifier>
        <ns3:eventType>create</ns3:eventType>
        <ns3:status>COMPLETED</ns3:status>
    </ns3:taskEvent>
</ns3:taskEventHistory>
</ns3:XDWTask>
</ns3:TaskList>
</ns3:XDW.WorkflowDocument>
```

645

650

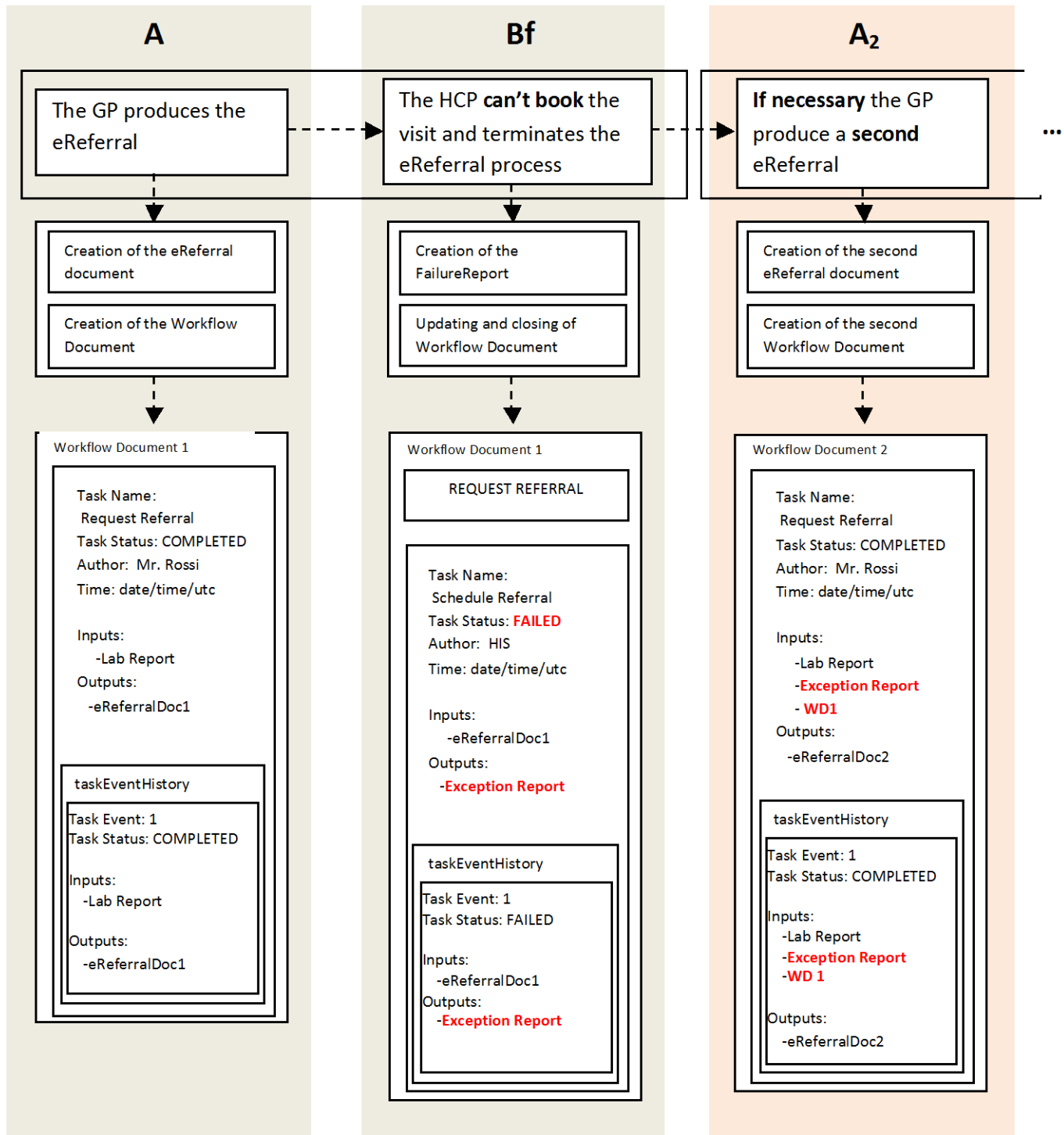
655



## 660 **Appendix B - Technical development of WD related to the eReferral process**

In this Appendix we present more technical information related to the use-case scenario described in Volume 1 of this profile.

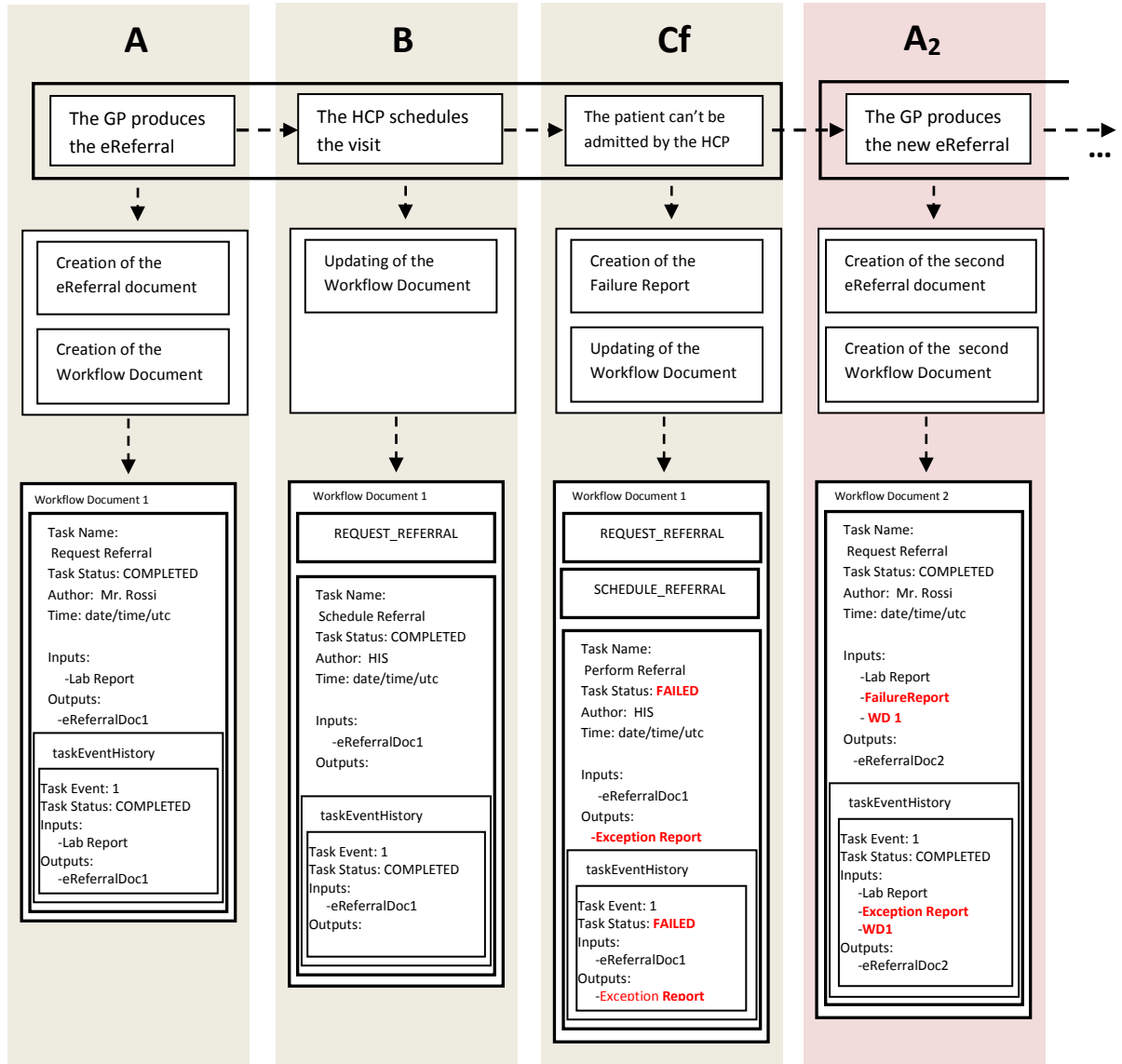
### **B.1 Management of the “Failing of Scheduling”**



665

Figure B.1-1: Management of the workflow document: scheduling failing

## B.2 Management of the “Failing of the reception” phase



670

Figure B.2-1: Management of the workflow document: reception failing

675

### B.3 Management of the “Failing of the visit”

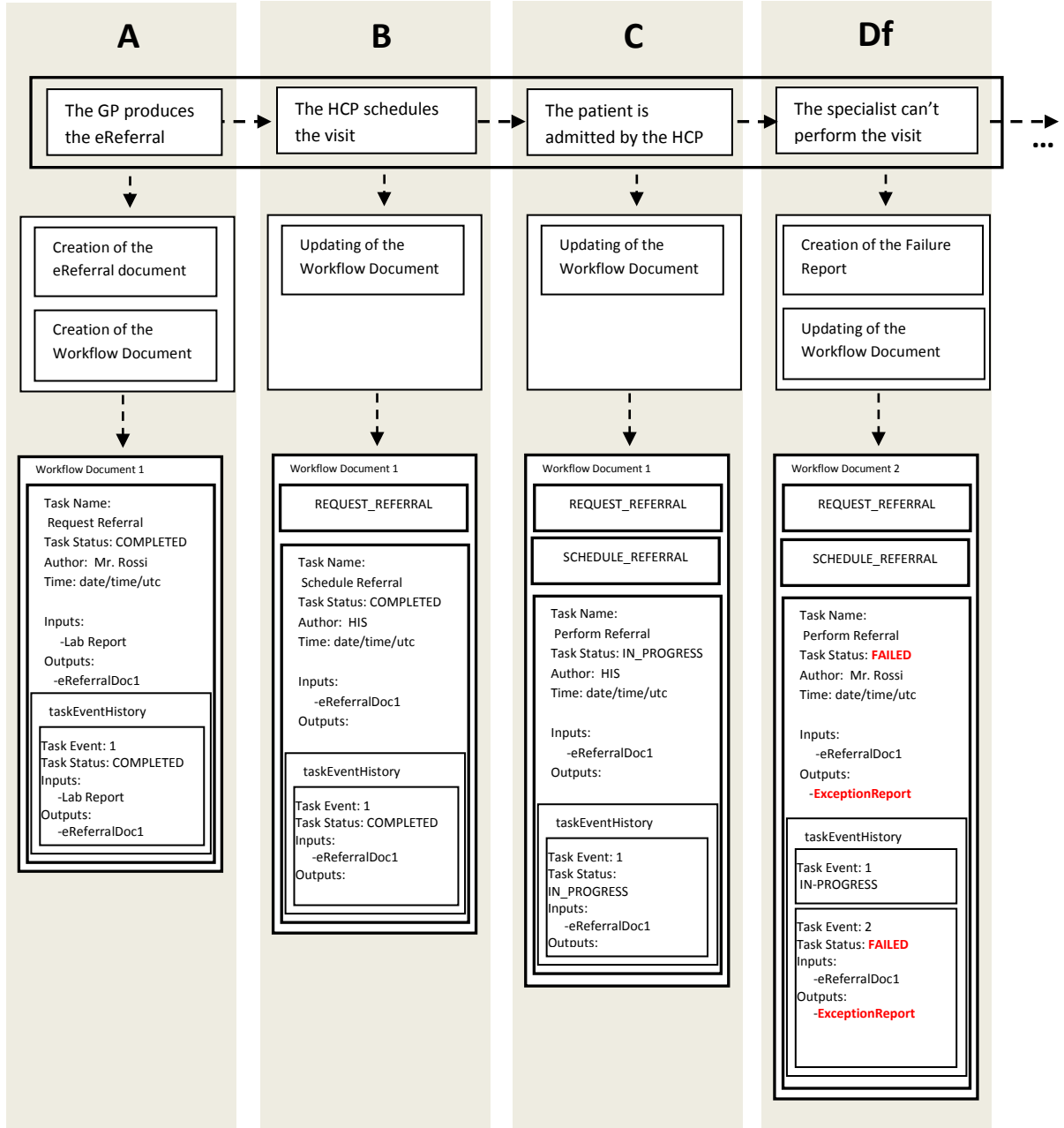


Figure B.3-1: Management of the workflow document: referring failing