

**Integrating the Healthcare Enterprise**



5

**IT Infrastructure  
Technical Framework**

**Volume 2b**

**(ITI TF-2b)**

10

**Transactions Part B –  
Sections 3.29 – 3.64**

15

20

**Revision 10 – Final Text**

**September 27, 2013**

25 **CONTENTS**

1	Introduction .....	6
	1.1 Overview of the Technical Framework .....	6
	1.2 Overview of IT Infrastructure Technical Framework Volumes 2a, 2b, 2x, and 3.....	7
30	1.3 Audience .....	7
	1.4 Relationship to Standards .....	8
	1.5 Relationship to Real-world Architectures.....	8
	1.6 Comments .....	9
	1.7 Copyright Permission.....	9
35	2 Conventions .....	10
	2.1 The Generic IHE Transaction Model.....	10
	2.2 HL7 Profiling Conventions.....	11
	2.3 Use of Coded Entities and Coding Schemes.....	11
40	3 IHE Transactions.....	12
	3.29 Intentionally Left Blank .....	12
	3.30 Patient Identity Management .....	12
	3.30.1 Scope .....	12
	3.30.2 Use Case Roles .....	12
	3.30.3 Referenced Standards .....	13
45	3.30.4 Message sets and options.....	13
	3.30.5 Common HL7 Message Segments .....	14
	3.30.6 Interactions .....	31
	3.31 Patient Encounter Management .....	40
	3.31.1 Scope .....	40
50	3.31.2 Use Case Roles .....	40
	3.31.3 Referenced Standards .....	40
	3.31.4 Definition of the concept “Movement” .....	40
	3.31.5 Message sets and options.....	41
	3.31.6 Common HL7 Message Segments .....	49
55	3.31.7 Interactions .....	50
	3.32 Distribute Document Set on Media.....	88
	3.32.1 Scope .....	88
	3.32.2 Use Case Roles .....	88
	3.32.3 Referenced Standard .....	89
60	3.32.4 Interaction Diagram.....	89
	3.33 Intentionally Left Blank .....	96
	3.34 Retrieve Form.....	96
	3.34.1 Scope .....	96
	3.34.2 Use Case Roles .....	97
65	3.34.3 Referenced Standards.....	97
	3.34.4 Interaction Diagram.....	98
	3.34.5 Protocol Requirements .....	101
	3.35 Submit Form .....	103

	3.35.1 Scope .....	103
70	3.35.2 Use Case Roles .....	104
	3.35.3 Referenced Standards .....	104
	3.35.4 Interaction Diagram.....	105
	3.35.5 Protocol Requirements .....	106
	3.35.6 Security Considerations.....	109
75	3.36 Archive Form .....	109
	3.36.1 Scope .....	109
	3.36.2 Use Case Roles .....	109
	3.36.3 Referenced Standards .....	109
	3.36.4 Interaction Diagram.....	110
80	3.36.5 Protocol Requirements .....	111
	3.36.6 Security Considerations.....	113
	3.37 Retrieve Clarifications .....	113
	3.37.1 Scope .....	113
	3.37.2 Use Case Roles .....	114
85	3.37.3 Referenced Standards .....	114
	3.37.4 Interaction Diagram.....	115
	3.37.5 Protocol Requirements .....	118
	3.38 Cross Gateway Query .....	120
	3.38.1 Scope .....	120
90	3.38.2 Use Case Roles.....	121
	3.38.3 Referenced Standard .....	121
	3.38.4 Interaction Diagram.....	122
	3.38.5 Protocol Requirements .....	126
	3.39 Cross Gateway Retrieve.....	128
95	3.39.1 Scope .....	128
	3.39.2 Use Case Roles.....	129
	3.39.3 Referenced Standard .....	129
	3.39.4 Interaction Diagram.....	130
	3.39.5 Protocol Requirements .....	131
100	3.40 Provide X-User Assertion .....	135
	3.40.1 Scope .....	135
	3.40.2 Use Case Roles .....	136
	3.40.3 Referenced Standards .....	136
	3.40.4 Interaction Diagram.....	138
105	3.41 Provide and Register Document Set-b.....	145
	3.41.1 Scope .....	147
	3.41.2 Use Case Roles .....	147
	3.41.3 Referenced Standards .....	148
	3.41.4 Interaction Diagrams .....	148
110	3.41.5 Protocol Requirements .....	152
	3.41.6 Actor Requirements.....	157
	3.41.7 Security Considerations.....	158
	3.42 Register Document Set-b .....	161

	3.42.1 Scope .....	162
115	3.42.2 Use Case Roles.....	162
	3.42.3 Referenced Standards.....	163
	3.42.4 Interaction Diagram.....	163
	3.42.5 Protocol Requirements .....	165
	3.42.6 Actor Requirements.....	168
120	3.42.7 Security Considerations.....	168
	3.43 Retrieve Document Set .....	171
	3.43.1 Scope .....	172
	3.43.2 Use Case Roles.....	172
	3.43.3 Referenced Standard .....	172
125	3.43.4 Interaction Diagram.....	173
	3.43.5 Protocol Requirements .....	175
	3.43.6 Security Considerations.....	182
	3.44 Patient Identity Feed HL7 V3 .....	186
	3.44.1 Scope .....	186
130	3.44.2 Use Case Roles.....	186
	3.44.3 Referenced Standards.....	187
	3.44.4 Interaction Diagrams .....	187
	3.44.5 Security Requirements .....	208
	3.45 PIXV3 Query .....	211
135	3.45.1 Scope .....	211
	3.45.2 Use Case Roles.....	212
	3.45.3 Referenced Standards.....	212
	3.45.4 Interaction Diagrams .....	213
	3.45.5 Security Requirements .....	226
140	3.46 PIXV3 Update Notification.....	229
	3.46.1 Scope .....	229
	3.46.2 Use Case Roles.....	229
	3.46.3 Referenced Standards.....	230
	3.46.4 Interaction Diagrams .....	230
145	3.46.5 Security Requirements .....	237
	3.47 Patient Demographics Query HL7 V3 .....	240
	3.47.1 Scope .....	240
	3.47.2 Use Case Roles.....	240
	3.47.3 Referenced Standards.....	240
150	3.47.4 Interaction Diagrams .....	241
	3.47.5 Security Requirements .....	262
	3.48 Retrieve Value Set.....	266
	3.48.1 Scope .....	266
	3.48.2 Use case roles.....	266
155	3.48.3 Referenced Standards.....	266
	3.48.4 Interaction Diagram.....	267
	3.48.5 Protocol Requirements .....	269
	3.48.6 Security Requirements .....	273

	3.49 Convey Printed Referral Request.....	276
160	3.50 Request Referral.....	276
	3.51 Multi-Patient Stored Query .....	277
	3.51.1 Scope .....	277
	3.51.2 Use Case Roles .....	277
	3.51.3 Referenced Standard.....	277
165	3.51.4 Interaction Diagram.....	278
	3.51.5 Security Considerations.....	283
	3.60 Retrieve Multiple Value Sets .....	287
	3.60.1 Scope .....	287
	3.60.2 Use case roles .....	287
170	3.60.3 Referenced Standards .....	287
	3.60.4 Interaction Diagram.....	288
	3.60.5 Protocol Requirements .....	292
	3.60.6 Security Requirements .....	295
	3.61 Reserved for Register On-Demand Document Entry.....	296
175	3.62 Reserved for Delete Document Set .....	296
	3.63 Reserved for Cross Gateway Fetch .....	296
	3.64 Reserved for Notify XAP-PID Link Change .....	296

## 1 Introduction

180 Integrating the Healthcare Enterprise (IHE) is an initiative designed to stimulate the integration  
of the information systems that support modern healthcare institutions. Its fundamental objective  
is to ensure that in the care of patients all required information for medical decisions is both  
correct and available to healthcare professionals. The IHE initiative is both a process and a forum  
185 for encouraging integration efforts. It defines a technical framework for the implementation of  
established messaging standards to achieve specific clinical goals. It includes a rigorous testing  
process for the implementation of this framework. And it organizes educational sessions and  
exhibits at major meetings of medical professionals to demonstrate the benefits of this  
framework and encourage its adoption by industry and users.

The approach employed in the IHE initiative is to support the use of existing standards, e.g.,  
190 HL7, ASTM, DICOM, ISO, IETF, OASIS and others as appropriate, rather than to define new  
standards. IHE profiles further constrain configuration choices where necessary in these  
standards to ensure that they can be used in their respective domains in an integrated manner  
between different actors. When clarifications or extensions to existing standards are necessary,  
IHE refers recommendations to the relevant standards bodies.

195 This initiative has numerous sponsors and supporting organizations in different medical specialty  
domains and geographical regions. In North America the primary sponsors are the Healthcare  
Information and Management Systems Society (HIMSS) and the Radiological Society of North  
America (RSNA). IHE Canada has also been formed. IHE Europe (IHE-EUR) is supported by a  
large coalition of organizations including the European Association of Radiology (EAR) and  
200 European Congress of Radiologists (ECR), the Coordination Committee of the Radiological and  
Electromedical Industries (COCIR), Deutsche Röntgengesellschaft (DRG), the EuroPACS  
Association, Groupement pour la Modernisation du Système d'Information Hospitalier  
(GMSIH), Société Française de Radiologie (SFR), Società Italiana di Radiologia Medica  
(SIRM), and the European Institute for health Records (EuroRec). In Japan IHE-J is sponsored  
205 by the Ministry of Economy, Trade, and Industry (METI); the Ministry of Health, Labor, and  
Welfare; and MEDIS-DC; cooperating organizations include the Japan Industries Association of  
Radiological Systems (JIRA), the Japan Association of Healthcare Information Systems Industry  
(JAHIS), Japan Radiological Society (JRS), Japan Society of Radiological Technology (JSRT),  
and the Japan Association of Medical Informatics (JAMI). Other organizations representing  
210 healthcare professionals are invited to join in the expansion of the IHE process across  
disciplinary and geographic boundaries.

### 1.1 Overview of the Technical Framework

This document, the IHE IT Infrastructure Technical Framework (ITI TF), defines specific  
implementations of established standards to achieve integration goals that promote appropriate  
215 sharing of medical information to support optimal patient care. It is expanded annually, after a  
period of public review, and maintained regularly through the identification and correction of  
errata. The current version, Rev. 10.0 for Final Text, specifies the IHE transactions defined and  
implemented as of September 2013. The latest version of the document is always available via  
the Internet at [http://www.ihe.net/Resources/Technical\\_Frameworks](http://www.ihe.net/Resources/Technical_Frameworks).

220 The IHE IT Infrastructure Technical Framework identifies a subset of the functional components of the healthcare enterprise, called IHE actors, and specifies their interactions in terms of a set of coordinated, standards-based transactions. It describes this body of transactions in progressively greater depth. Volume 1 (ITI TF-1) provides a high-level view of IHE functionality, showing the transactions organized into functional units called integration profiles that highlight their  
225 capacity to address specific IT Infrastructure requirements.

Volumes 2a, 2b, and 2x of the IT Infrastructure Technical Framework provides detailed technical descriptions of each IHE transaction used in the IT Infrastructure Integration Profiles. Volume 3 contains content specification and specifications used by multiple transactions. These volumes are consistent and can be used in conjunction with the Integration Profiles of other IHE domains.

230 The other domains within the IHE initiative also produce Technical Frameworks within their respective areas that together form the IHE Technical Framework. For example, the following IHE Technical Framework(s) are some of those which are available:

- IHE IT Infrastructure Technical Framework
- IHE Cardiology Technical Framework
- 235 • IHE Laboratory Technical Framework
- IHE Patient Care Coordination Technical Framework
- IHE Radiology Technical Framework

Where applicable, references are made to other technical frameworks. For the conventions on referencing other frameworks, see ITI TF-2a: 1.6.3.

## 240 **1.2 Overview of IT Infrastructure Technical Framework Volumes 2a, 2b, 2x, and 3**

The remainder of Section 1 further describes the general nature, purpose and function of the Technical Framework. Section 2 presents the conventions used in this volume to define IHE transactions.

245 Section 3 defines transactions in detail, specifying the roles for each Actor, the standards employed, the information exchanged, and in some cases, implementation options for the transaction. Section 3 is divided into two parts:

- Volume 2a: Sections 3.1 - 3.28 corresponding to transactions [ITI-1] through [ITI-28].
- Volume 2b: Sections 3.29 - 3.64 corresponding to transactions [ITI-29] through [ITI-64].

250 Volume 2x contains all appendices providing technical details associated with the transactions. Volume 3, Section 4 contains specifications that are used by multiple transactions. Volume 3, Section 5 contains Content Specifications.

## **1.3 Audience**

The intended audience of this document is:

- 255
- IT departments of healthcare institutions
  - Technical staff of vendors planning to participate in the IHE initiative
  - Experts involved in standards development
  - Those interested in integrating healthcare information systems and workflows

## 1.4 Relationship to Standards

260 The IHE Technical Framework identifies functional components of a distributed healthcare environment (referred to as IHE actors), solely from the point of view of their interactions in the healthcare enterprise. At its current level of development, it defines a coordinated set of transactions based on ASTM, DICOM, HL7, IETF, ISO, OASIS and W3C standards. As the scope of the IHE initiative expands, transactions based on other standards may be included as  
265 required.

In some cases, IHE recommends selection of specific options supported by these standards; however, IHE does not introduce technical choices that contradict conformance to these standards. If errors in or extensions to existing standards are identified, IHE's policy is to report them to the appropriate standards bodies for resolution within their conformance and standards  
270 evolution strategy.

IHE is therefore an implementation framework, not a standard. Conformance claims for products must still be made in direct reference to specific standards. In addition, vendors who have implemented IHE integration capabilities in their products may publish IHE Integration Statements to communicate their products' capabilities. Vendors publishing IHE Integration  
275 Statements accept full responsibility for their content. By comparing the IHE Integration Statements from different products, a user familiar with the IHE concepts of actors and integration profiles can determine the level of integration between them. See ITI TF-2x: Appendix C for the format of IHE Integration Statements.

## 1.5 Relationship to Real-world Architectures

280 The IHE actors and transactions described in the IHE Technical Framework are abstractions of the real-world healthcare information system environment. While some of the transactions are traditionally performed by specific product categories (e.g., HIS, Clinical Data Repository, Radiology Information Systems, Clinical Information Systems or Cardiology Information Systems), the IHE Technical Framework intentionally avoids associating functions or actors with  
285 such product categories. For each Actor, the IHE Technical Framework defines only those functions associated with integrating information systems. The IHE definition of an Actor should therefore not be taken as the complete definition of any product that might implement it, nor should the framework itself be taken to comprehensively describe the architecture of a healthcare information system.

290 The reason for defining actors and transactions is to provide a basis for defining the interactions among functional components of the healthcare information system environment. In situations where a single physical product implements multiple functions, only the interfaces between the product and external functions in the environment are considered to be significant by the IHE



295 initiative. Therefore, the IHE initiative takes no position as to the relative merits of an integrated  
environment based on a single, all-encompassing information system versus one based on  
multiple systems that together achieve the same end. IHE demonstrations emphasize the  
integration of multiple vendors' systems based on the IHE Technical Framework.

## 1.6 Comments

300 IHE International welcomes comments on this document and the IHE initiative. They can be  
submitted using the Web-based comment form at [http://www.ihe.net/ITI Public Comments](http://www.ihe.net/ITI_Public_Comments) or  
by sending an email to the co-chairs and secretary of the IT Infrastructure domain committees at  
[iti@ihe.net](mailto:iti@ihe.net).

## 1.7 Copyright Permission

305 Health Level Seven, Inc., has granted permission to the IHE to reproduce tables from the HL7  
standard. The HL7 tables in this document are copyrighted by Health Level Seven, Inc. All rights  
reserved. Material drawn from these documents is credited where used.

## 2 Conventions

310 This document has adopted the following conventions for representing the framework concepts and specifying how the standards upon which the IHE IT Infrastructure Technical Framework is based should be applied.

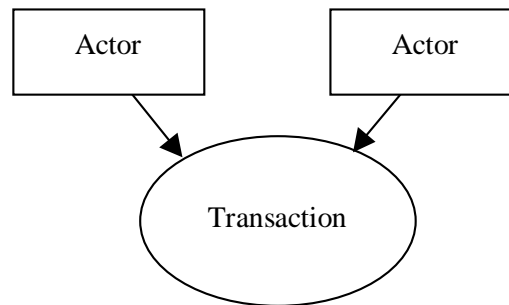
### 2.1 The Generic IHE Transaction Model

Transaction descriptions are provided in Section 3. In each transaction description, the actors, the roles they play, and the transactions between them are presented as use cases.

The generic IHE transaction description includes the following components:

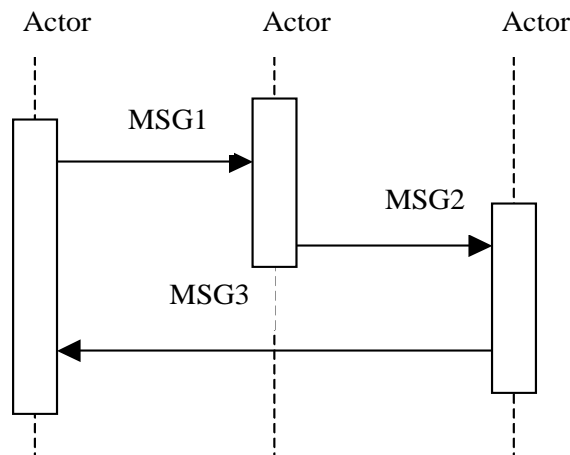
315 **Scope:** a brief description of the transaction.

**Use case roles:** textual definitions of the actors and their roles, with a simple diagram relating them, e.g.,:



320 **Referenced Standards:** the standards (stating the specific parts, chapters or sections thereof) to be used for the transaction.

**Interaction Diagram:** a graphical depiction of the actors and messages that support the transaction, with related processing within an Actor shown as a rectangle and time progressing downward, similar to:



325

330

The interaction diagrams used in the IHE IT Infrastructure Technical Framework are modeled after those described in Grady Booch, James Rumbaugh, and Ivar Jacobson, *The Unified Modeling Language User Guide*, ISBN 0-201-57168-4. Simple acknowledgment messages are often omitted from the diagrams for brevity. One or more messages may be required to satisfy a transaction. Each message is represented as an arrow starting from the Actor initiating the message.

*Message definitions:* descriptions of each message involved in the transaction, the events that trigger the message, its semantics, and the actions that the message triggers in the receiver.

## 335 2.2 HL7 Profiling Conventions

See ITI TF-2x: Appendix C for the HL7 profiling conventions as well as the networking implementation guidelines.

## 2.3 Use of Coded Entities and Coding Schemes

340 IHE does not produce, maintain or otherwise specify a coding scheme or other resource for controlled terminology (coded entities). Where applicable, coding schemes required by the HL7 and DICOM standards take precedence. In the cases where such resources are not explicitly identified by standards, implementations may utilize any resource (including proprietary or local) provided any licensing/copyright requirements are satisfied.

### 3 IHE Transactions

345 This section defines each IHE transaction in detail, specifying the standards used, the information transferred, and the conditions under which the transaction is required or optional.

#### 3.29 Intentionally Left Blank

#### 3.30 Patient Identity Management

350 This section corresponds to Transaction ITI-30, “Patient Identity Management” of the IHE IT Infrastructure Technical Framework. Transaction ITI-30 is used by the actors Patient Demographics Supplier and Patient Demographics Consumer.

##### 3.30.1 Scope

This transaction transmits patient demographics in a patient identification domain (i.e., patient identifiers assigned by the same assigning authority).

355 The term “patient demographics” is intended to convey the patient identification and full identity and also information on persons related to this patient, such as primary caregiver, family doctor, guarantor, next of kin.

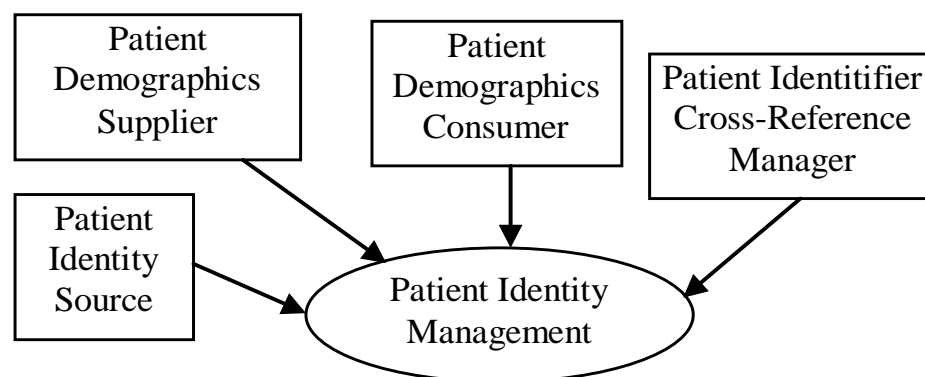
The transaction contains events for creating, updating, merging, linking and unlinking patients.

360 It enables the sending system to qualify the reliability of a patient identity, and the type of identity used (official name, alias for VIP, unknown patient).

The transaction can be used in acute care settings for both inpatients (i.e., those who are assigned a bed at the facility) and outpatients (i.e., those who are not assigned a bed at the facility).

The transaction can also be used in a pure ambulatory environment.

##### 3.30.2 Use Case Roles



365

**Actor:** Patient Demographics Supplier

**Role:** Adds and modifies patient demographics.

**Actor:** Patient Demographics Consumer

**Role:** Receives patient demographics.

370 **Actor:** Patient Identity Source

**Role:** Adds and modifies patient demographics.

**Actor:** Patient Identifier Cross-Reference Manager

**Role:** Receives patient demographics.

### 3.30.3 Referenced Standards

375 HL7 2.5 Chapters 2, 3, 6, 15

### 3.30.4 Message sets and options

Transaction ITI-30 supports two options, “Merge” and “Link/Unlink”, in order to accommodate the various methods used by healthcare organizations to reconcile duplicated identities.

380 Any Patient Demographics Supplier or Patient Demographics Consumer actor SHALL support at least one of the two options “Merge” and “Link/Unlink” or both, according to the IHE national extensions of this transaction. Any implementation framework will mandate both actors to support the same option. See 3.30.4.1 and 3.30.4.2.

Patient Identity Source and Patient Identity Cross-Reference Manager actors may support the Pediatric Demographics option. See 3.30.4.3.

#### 385 3.30.4.1 Required message subset with option “Merge”

Event	Trigger	Message Static definition
Create new patient	A28	ADT^A28^ADT_A05
Update patient information	A31	ADT^A31^ADT_A05
Change Patient Identifier List	A47	ADT^A47^ADT_A30
Merge two patients	A40	ADT^A40^ADT_A39

#### 3.30.4.2 Required message subset with option “Link/Unlink”

Event	Trigger	Message Static definition
Create new patient	A28	ADT^A28^ADT_A05
Update patient information	A31	ADT^A31^ADT_A05
Change Patient Identifier List	A47	ADT^A47^ADT_A30
Link Patient Information	A24	ADT^A24^ADT_A24
Unlink Patient Information	A37	ADT^A37^ADT_A37

### 390 3.30.4.3 Optionality of Pediatric Demographics Fields

The Pediatric Demographics option does not require Patient Identity Source Actors to include any attributes not already required by the corresponding HL7 message (as is described in the following sections). This minimal set of requirements enables inclusion of the largest range of Patient Identity Source Actor systems.

395 The Pediatric Demographics option does place additional requirements on the Patient Identifier Cross-reference Manager Actor, requiring them to accept and consider in matching\* a set of HL7 attributes beyond what is required by standard PIX. See table 3.30.4.3-1 for a description of these additional requirements. For example, we would expect that two patients with all furnished data elements identical except the First Name (e.g., “Maria” vs. “Marina”), and consecutive Birth  
400 Order values would not be automatically linked or merged by the Patient Identifier Cross-Reference Manager.

### 3.30.4.4 Acknowledgement Support

An actor that claims support for the Acknowledgement Support option shall be capable of using the enhanced acknowledgement mode as defined in the HL7 v2.x standard. See HL7 Volume 2C,  
405 section C.2.3 for further details.

### 3.30.5 Common HL7 Message Segments

This section describes the common HL7 message segments used in Transaction 30.

Each table represents a segment. Fields for which a precise usage description is needed, particularly those having usage C (conditional), are commented on below the table. The optional  
410 fields are usually not commented on.

#### 3.30.5.1 MSH - Message Header Segment

Standard Reference: HL7 Version 2.5, Chapter 2 (Section 2.15, “Message control”)

This segment defines the intent, supplier, destination, and some specifics of the syntax of the message. It also uniquely identifies the message itself and dates its production.

415

**Table 3.30-1: MSH - Message Header**

SEQ	LEN	DT	Usage	Card.	TBL #	ITEM#	Element name
1	1	ST	R	[1..1]		00001	Field Separator
2	4	ST	R	[1..1]		00002	Encoding Characters
3	227	HD	R	[1..1]		00003	Sending Application
4	227	HD	R	[1..1]		00004	Sending Facility
5	227	HD	R	[1..1]		00005	Receiving Application
6	227	HD	R	[1..1]		00006	Receiving Facility
7	26	TS	R	[1..1]		00007	Date/Time of Message
8	40	ST	X	[0..0]		00008	Security

SEQ	LEN	DT	Usage	Card.	TBL #	ITEM#	Element name
9	15	MSG	R	[1..1]		00009	Message Type
10	20	ST	R	[1..1]		00010	Message Control Id
11	3	PT	R	[1..1]		00011	Processing Id
12	60	VID	R	[1..1]		00012	Version ID
13	15	NM	O	[0..1]		00013	Sequence Number
14	180	ST	X	[0..0]		00014	Continuation Pointer
15	2	ID	O	[0..1]	0155	00015	Accept Acknowledgement Type
16	2	ID	O	[0..1]	0155	00016	Application Acknowledgement Type
17	3	ID	RE	[1..1]	0399	00017	Country Code
18	16	ID	C	[0..1]	0211	00692	Character Set
19	250	CE	RE	[0..1]		00693	Principal Language of Message
20	20	ID	X	[0..0]	0356	01317	Alternate Character Set Handling Scheme
21	427	EI	RE	[0..*]		01598	Message Profile Identifier

420 **MSH-1 Field Separator**, required: This Technical Framework requires that applications support as the recommended value specified in the HL7 standard, which is | (ASCII 124). See volume 2x: Appendix C.

425 **MSH-2 Encoding Characters**, required: This field contains the four characters in the following order: the component separator, repetition separator, escape character, and subcomponent separator. This Technical Framework requires that applications support the recommended values for encoding characters as specified in the HL7 standard. The values are ^~\& (ASCII 94, 126, 92, and 38, respectively). See volume 2x: Appendix C.

**MSH-3 Sending Application (HD)** and **MSH-5 Receiving Application (HD)**, required. See the constrainable profile definition of data type HD.

**MSH-4 Sending Facility (HD)** and **MSH-6 Receiving Facility (HD)**, required. See the constrainable profile definition of data type HD.

430 **MSH-9 Message Type (MSG)**, required:

Components: <Message Code (ID)> ^ <Trigger Event (ID)> ^ <Message Structure (ID)>

Definition: This field contains the message type, trigger event, and the message structure ID for the message. All three components are required.

**MSH-10 Message Control Id (ST)**, required:

435 Definition: This field contains a number or other identifier that uniquely identifies the message in the context of exchange between trading partners. Each message should be given a unique identifier by the sending system. The receiving system will echo this ID back to the sending system in the Message Acknowledgment segment (MSA). The combination of this identifier and the name of the sending application (MSH-3) should be unique across the healthcare enterprise.

440 **MSH-12 Version ID (VID)**, required:

Components: <Version ID (ID)> ^ <Internationalization Code (CE)> ^ <International Version ID (CE)>

Definition: This field is matched by the receiving system to its own version to be sure the message will be interpreted correctly.

445 The first component SHALL be populated with the value "2.5" representing HL7 Version 2.5.

**MSH-15 Accept Acknowledgment Type (ID)**, optional.

As a minimal requirement for all actors, the Original Acknowledgement Mode shall be supported, in which case this field of the message will remain empty.

450 If an actor declares the “Acknowledgement Support” option, it shall be able to use Enhanced Acknowledgement Mode.

**MSH-16 Application Acknowledgment Type (ID)**, optional.

As a minimal requirement for all actors, the Original Acknowledgement Mode shall be supported, in which case this field of the message will remain empty.

455 If an actor declares the “Acknowledgement Support” option, it shall be able to use Enhanced Acknowledgement Mode.

**MSH-17 Country Code (ID)**, required if available.

Definition: This field contains the country of origin for the message. The values to be used are those of ISO 3166, using the 3-character alphabetic form. Refer to *HL7 Table 0399 - Country code*.

460 Examples of valid values:

JPN = Japan, USA = United States, GBR = United Kingdom, ITA = Italy, FRA = France, NLD = Netherlands.

**MSH-18 Character Set (ID)**, conditional.

465 Definition: This field contains the character set for the entire message. Refer to *HL7 table 0211 - Alternate character sets* for valid values.

Examples of valid values:

ASCII: The printable 7-bit ASCII character set.

470 8859/1: The printable characters from the ISO 8859/1 Character set used by Western Europe. This character set can still be used, but 8859/15 should be used by preference. This character set is the forward-compatible version of 8859/1 and includes new characters such as the Euro currency symbol.

ISO IR87: Code for the Japanese Graphic Character set for information interchange (JIS X 0208-1990).

UNICODE UTF-8: UCS Transformation Format, 8-bit form.



475 **Condition predicate:** This field shall only be valued if the message uses a character set other than the 7-bit ASCII character set. Though the field is repeatable in HL7, IHE authorizes only one occurrence (i.e., one character set). The character set specified in this field is used for the encoding of all of the characters within the message.

**MSH-19 Principal Language of Message (CE)**, required if available. Coded from ISO 639.

480 Examples: DE = German, EN = English, ES=Spanish, JA = Japanese, FR = French, NL = Dutch, IT = Italian

**MSH-20 Alternate Character Set Handling Scheme (ID)**, not supported: Character set switching is not allowed here.

**MSH-21 Message Profile Identifier (EI)**, required if available.

485 This field shall be valued in the messages for which a Message Profile has been officially registered with HL7, and is recommended to be valued for all messages in accordance with IHE Technical Framework transactions. See volume 2x: Appendix C.

### 3.30.5.2 EVN – Event Type Segment

Standard Reference: HL7 Version 2.5, Chapter 3, section 3.4.1

490 This segment is used to provide generic properties of the trigger event.

**Table 3.30-2: EVN – Event Type segment**

SEQ	LEN	DT	Usage	Card.	TBL#	ITEM#	Element name
1	3	ID	X	[0..0]	0003	00099	Event Type Code
2	26	TS	R	[1..1]		00100	Recorded Date Time
3	26	TS	C	[0..1]		00101	Date/Time Planned Event
4	3	IS	O	[0..1]	0062	00102	Event Reason Code
5	250	XCN	O	[0..*]	0188	00103	Operator ID
6	26	TS	C	[0..1]		01278	Event Occurred
7	241	HD	RE	[0..1]		01534	Event Facility

495 **EVN-1 Event Type Code (ID):** Not supported (deprecated in HL7 2.5). The Event Type Code is given in MSH-9 of segment MSH.

**EVN-2 Recorded Date Time (TS):** Required. Date/time when the event was recorded.

**EVN-3 Date/Time Planned Event (TS):** Conditional. Date/time when the event was planned.

Condition predicate:

- 500 • This field shall be populated in events “Pending Transfer” (A15) and “Cancel Pending Transfer” (A26), which are supported by transaction ITI-31.
- The update of a pending transfer uses message A08 and leaves this field empty. The update of the planned date/time of the transfer is only possible through the ZBE segment

in message Z99, when using the option “Historic Movement Management” of transaction ITI-31.

- 505
- Other planned events of transaction ITI-31, such as “Pending Admit”, “Pending Discharge” and the cancels thereof, use a specific field of segment PV2 to give the date/time of the planned event. For consistency of use, IHE recommends that the content of the specific field of PV2 be also copied to EVN-3.

National extensions of this transaction may extend the condition above.

- 510 **EVN-6 Event Occurred (TS):** Conditional. This field contains the date/time that the event really occurred.

Condition predicate:

- This field shall not be populated in messages communicating pending events and their cancellations.
- 515
- In messages communicating effective events (inserts and updates), this field shall be populated with the real date/time of the notified event.
  - In messages communicating cancellations, this field shall be populated with the date/time that was sent in the message that originally communicated the event being cancelled.

- 520 **EVN-7 Event Facility (HD):** Required if known to the sender. This field identifies the actual facility where the event occurred as distinct from the sending facility (MSH-4).

### 3.30.5.3 PID - Patient Identification segment

Standard Reference: HL7 Version 2.5, Chapter 3 (Section 3.4.2)

- 525 The PID segment is used by all applications as the primary means of communicating patient identification information. This segment contains permanent patient identifying and demographic information that, for the most part, is not likely to change frequently.

**Table 3.30-3: PID - Patient Identification segment**

SEQ	LEN	DT	Usage	Card.	TBL#	ITEM#	Element name
1	4	SI	O	[0..1]		00104	Set ID - PID
2	20	CX	X	[0..0]		00105	Patient ID
3	250	CX	R	[1..*]		00106	Patient Identifier List
4	20	CX	X	[0..0]		00107	Alternate Patient ID - PID
5	250	XPN	R	[1..*]		00108	Patient Name
6	250	XPN	O (Note 1)	[0..1]		00109	Mother's Maiden Name
7	26	TS	CE (Note 1)	[0..1]		00110	Date/Time of Birth
8	1	IS	CE (Note 1)	[1..1]	0001	00111	Administrative Sex

SEQ	LEN	DT	Usage	Card.	TBL#	ITEM#	Element name
9	250	XPN	X	[0..1]		00112	Patient Alias
10	250	CE	O	[0..1]	0005	00113	Race
11	250	XAD	CE (Note 1)	[0..*]		00114	Patient Address
12	4	IS	X	[0..1]	0289	00115	County Code
13	250	XTN	O (Note 1)	[0..*]		00116	Phone Number - Home
14	250	XTN	O	[0..*]		00117	Phone Number - Business
15	250	CE	O	[0..1]	0296	00118	Primary Language
16	250	CE	O	[0..1]	0002	00119	Marital Status
17	250	CE	O	[0..1]	0006	00120	Religion
18	250	CX	O	[0..1]		00121	Patient Account Number
19	16	ST	X	[0..1]		00122	SSN Number - Patient
20	25	DLN	X	[0..1]		00123	Driver's License Number - Patient
21	250	CX	O	[0..*]		00124	Mother's Identifier
22	250	CE	O	[0..1]	0189	00125	Ethnic Group
23	250	ST	O	[0..1]		00126	Birth Place
24	1	ID	O (Note 1)	[0..1]	0136	00127	Multiple Birth Indicator
25	2	NM	O (Note 1)	[0..1]		00128	Birth Order
26	250	CE	O	[0..1]	0171	00129	Citizenship
27	250	CE	O	[0..1]	0172	00130	Veterans Military Status
28	250	CE	X	[0..0]	0212	00739	Nationality
29	26	TS	C	[0..1]		00740	Patient Death Date and Time
30	1	ID	C	[0..1]	0136	00741	Patient Death Indicator
31	1	ID	CE	[0..1]	0136	01535	Identity Unknown Indicator
32	20	IS	CE	[0..*]	0445	01536	Identity Reliability Code
33	26	TS	CE (Note 1)	[0..1]		01537	Last Update Date/Time
34	241	HD	O (Note 1)	[0..1]		01538	Last Update Facility
35	250	CE	CE	[0..1]	0446	01539	Species Code
36	250	CE	C	[0..1]	0447	01540	Breed Code
37	80	ST	O	[0..1]		01541	Strain
38	250	CE	O	[0..2]		01542	Production Class Code
39	250	CWE	O	[0..*]		01840	Tribal Citizenship

Note 1: If the Pediatric Demographics Option is supported, this element in the table above shall be R2 for the Patient Identifier Cross-Reference Manager.

530 In accord with the HL7 Version 2.5 usage of this segment, fields PID-2 (Patient ID), PID-4 (Alternate Patient ID), PID-19 (SSN patient number) and PID-20 (Driver's license number) are

superseded by field PID-3, as shown below; field PID-28 (Nationality) is superseded by field PID-26 (Citizenship).

535 **PID-3 – Patient Identifier List (CX)**, required. This field contains a list of identifiers (one or more) used by the healthcare facility to uniquely identify a patient.

As shown in the constrained profile definition of data type CX at the end of this supplement, subfields CX-1 “ID number”, CX-4 “Assigning authority”, and CX-5 “Identifier Type Code” are required for each identifier.

540 This field may be populated with various identifiers assigned to the patient by various assigning authorities.

The authorized values for subfield CX-5 “Identifier Type Code” are given in HL7 Table 0203 (HL7 Version 2.5, Chapter 2A, Section 2A.14.5).

Values commonly used for Identifier Type Code in the context of PID-3 are as follows:

	BC	Bank card number. Assigning authority is the bank.
545	BR	Birth Certificate number. Assigning authority is the birth state or national government that issues the Birth Certificate.
	DL	Driver’s license number. Assigning authority is the state
	NH	National Health Plan Identifier. Assigning authority at the national level.
	PE	Living Subject Enterprise Number. Assigning authority is the enterprise.
550	PI	Patient Internal Identifier assigned by the healthcare organization.
	PPN	Passport number.
	PRC	Permanent Resident Card Number
	SS	Social Security Number.

555 **PID-5 – Patient Name (XPN)**, required. This field contains one or more names for the patient. At least one name must be provided, with at least the first subfield “Family Name” valued. See the constrained profile definition of data type XPN.

**PID-6 – Mother’s Maiden Name (XPN)**, conditional:

Condition predicate:

560 This field is required if known for the Pediatrics Demographic Option. It serves to help link records when other demographic data and search criteria are not exactly the same.

**PID-7 – Date/Time of Birth (TS)**, conditional.

Condition predicate:

- 565 • This field is required if available (i.e., known to the sender) in the following messages:  
Creation of a new patient (A28 in ITI-30), inpatient admitted (A01 in ITI-31), registration

of an outpatient (A04 in ITI-31), update patient demographics (A31 in ITI-30), update patient demographics in the context of an encounter (A08 in ITI-31).

- In all other messages, it is optional.
- If the exact date of birth is not known, it can be truncated to the year of birth (e.g., 1954) or to the year and month of birth (e.g., 195411).

570

**PID-8 – Administrative Sex (IS)**, conditional.

Condition predicate:

- This field is required if available in the following messages: Creation of a new patient (A28 in ITI-30), inpatient admitted (A01 in ITI-31), registration of an outpatient (A04 in ITI-31), update patient demographics (A31 in ITI-30).
- In all other messages, it is optional.
- The authorized values are these, taken from HL7 User-defined Table 0001:

575

**User-defined Table 0001: Administrative Sex**

Value	Description	Comment
F	Female	
M	Male	
O	Other	
U	Unknown	
A	Ambiguous	
N	Not applicable	

580

**PID-10 – Race (CE)**, optional: This field may be further constrained in national extensions of the PAM profile. For instance, it will be required if available (usage code RE) in the US extension, but will not be supported (usage code X) in the French extension.

**PID-11 – Patient Address (XAD)**, conditional:

Condition predicate:

- This field is required if available (if known to the sender) in the following messages: Creation of a new patient (A28 in ITI-30), inpatient admitted (A01 in ITI-31), registration of an outpatient (A04 in ITI-31), update patient demographics (A31 in ITI-30).
- In all other messages, it is optional.

585

**PID-13 – Home Phone Number (XTN)**, conditional.

Condition predicate:

This field is required if known for the Pediatrics Demographic Option. It serves to help locate records when other demographic data and search criteria are not exactly the same.

590

**PID-18 – Patient Account Number (CX)**: Optional.

595 HL7 Definition: This field contains the patient account number assigned by accounting to which all charges, payments, etc., are recorded. It is used to identify the patient's account.

Relationship to encounter: A patient account can span more than one enterprise encounter. At least one of the fields PID-18 "Patient Account Number" or PV1-19 "Visit Number" shall be valued in the messages of transaction ITI-31 that use the PV1 segment. Additional requirements  
600 for the presence of value in these fields may be documented in national extensions of this transaction.

**PID-24 – Multiple Birth Indicator (ID), conditional.**

Condition predicate:

This field is required if known for the Pediatrics Demographic Option. It serves to help avoid  
605 linking records for twins, which are often nearly identical.

**PID-25 – Birth Order (NM), conditional.**

Condition predicate:

This field is required if known for the Pediatrics Demographic Option. It serves to help avoid linking records for twins, which are often nearly identical.

610 **PID-29 – Patient Death Date and Time (TS), conditional:**

Condition predicate:

- This field is required in the Patient Discharge message of transaction ITI-31, in the case when the encounter is terminated by the patient's death. It provides the date/time of the patient's death.

615 • In all other messages, it is optional.

**PID-30 – Patient Death Indicator (ID), conditional:**

Condition predicate:

- This field is required to be populated with value "Y" whenever PID-29 is populated.

**PID-31 – Identity Unknown Indicator (ID), conditional:**

620 Condition predicate:

- This field is required if available (i.e., known to the sender) in the following messages: Creation of a new patient (A28 in ITI-30), inpatient admitted (A01 in ITI-31), registration of an outpatient (A04 in ITI-31), update patient demographics (A31 in ITI-30), update patient demographics in the context of an encounter (A08 in ITI-31).

625 • In all other messages, it is optional.

The possible values are "Y", and "N" which is the default.

The value "Y" means that the patient identity is unknown. In this case the field PID-3 shall contain one single patient identifier, which is a temporary identifier, and the field PID-32 will contain the value "AL" indicating that the patient name is an alias.

630 **PID-32 – Identity Reliability Code (IS)**, conditional:

Condition predicate:

- This field is required if available (i.e., known to the sender) in the following messages: Creation of a new patient (A28 in ITI-30), inpatient admitted (A01 in ITI-31), registration of an outpatient (A04 in ITI-31), update patient demographics (A31 in ITI-30) , update patient demographics in the context of an encounter (A08 in ITI-31).
- In all other messages, it is optional.

The field is repeatable. The possible values are taken from HL7 user-defined Table 0445:

**User-defined Table 0445: Identity Reliability Code**

Value	Description	Comment (added by IHE for this profile)
AL	Patient/Person Name is an Alias	Used in case of an unidentified patient (e.g., trauma case)

640

**PID-33 – Last Update Date/Time (TS)**, conditional:

Condition predicate:

- This field is required if available (i.e., known to the sender) in the following messages: Creation of a new patient (A28 in ITI-30), inpatient admitted (A01 in ITI-31), registration of an outpatient (A04 in ITI-31), update patient demographics (A31 in ITI-30), update patient demographics in the context of an encounter (A08 in ITI-31).
- In the cases of messages A08 and A31, the content of this field is equal to the value in EVN-6-event occurred.

650 Note: This field is required if known for the Pediatrics Demographic option. The condition predicate above satisfies this requirement. It serves to help avoid linking records for twins, which are often nearly identical. It is used in conjunction with PID-34.

**PID-34 – Last Update Facility (HD)**, conditional.

Condition predicate:

655 This field is required if known for the Pediatrics Demographic option. It serves to help avoid linking records for twins, whose records are often nearly identical, when used in conjunction with PID-33.

**PID-35 – Species Code (CE)** and **PID-36 – Breed Code (CE)**, conditional:

Condition predicate:

- Required if known to the sender, when the patient is a non-human living subject, in the following messages: Creation of a new patient (A28 in ITI-30), inpatient admitted (A01 in ITI-31), registration of an outpatient (A04 in ITI-31), update patient demographics

(A31 in ITI-30), update patient demographics in the context of an encounter (A08 in ITI-31).

665 **3.30.5.4 PV1 - Patient Visit segment**

Standard Reference: HL7 Version 2.5, Chapter 3 (Section 3.4.3)

The PV1 segment is used by Registration/Patient Administration applications to communicate information on an account or visit-specific basis.



670

Table 3.30-4: PV1 - Patient Visit segment

SEQ	LEN	DT	Usage	Card.	TBL#	ITEM#	ELEMENT NAME
1	4	SI	O	[0..1]		00131	Set ID - PV1
2	1	IS	R	[1..1]	0004	00132	Patient Class
3	80	PL	C	[0..1]		00133	Assigned Patient Location
4	2	IS	O	[0..1]	0007	00134	Admission Type
5	250	CX	O	[0..1]		00135	Preadmit Number
6	80	PL	C	[0..1]		00136	Prior Patient Location
7	250	XC N	O	[0..*]	0010	00137	Attending Doctor
8	250	XC N	O	[0..*]	0010	00138	Referring Doctor
9	250	XC N	X	[0..0]	0010	00139	Consulting Doctor
10	3	IS	O	[0..1]	0069	00140	Hospital Service
11	80	PL	C	[0..1]		00141	Temporary Location
12	2	IS	O	[0..1]	0087	00142	Preadmit Test Indicator
13	2	IS	O	[0..1]	0092	00143	Re-admission Indicator
14	6	IS	O	[0..1]	0023	00144	Admit Supplier
15	2	IS	O	[0..*]	0009	00145	Ambulatory Status
16	2	IS	O	[0..1]	0099	00146	VIP Indicator
17	250	XC N	O	[0..*]	0010	00147	Admitting Doctor
18	2	IS	O	[0..1]	0018	00148	Patient Type
19	250	CX	O	[0..1]		00149	Visit Number
20	50	FC	O	[0..*]	0064	00150	Financial Class
21	2	IS	O	[0..1]	0032	00151	Charge Price Indicator
22	2	IS	O	[0..1]	0045	00152	Courtesy Code
23	2	IS	O	[0..1]	0046	00153	Credit Rating
24	2	IS	O	[0..*]	0044	00154	Contract Code
25	8	DT	O	[0..*]		00155	Contract Effective Date
26	12	NM	O	[0..*]		00156	Contract Amount
27	3	NM	O	[0..*]		00157	Contract Period
28	2	IS	O	[0..1]	0073	00158	Interest Code
29	4	IS	O	[0..1]	0110	00159	Transfer to Bad Debt Code
30	8	DT	O	[0..1]		00160	Transfer to Bad Debt Date
31	10	IS	O	[0..1]	0021	00161	Bad Debt Agency Code
32	12	NM	O	[0..1]		00162	Bad Debt Transfer Amount
33	12	NM	O	[0..1]		00163	Bad Debt Recovery Amount
34	1	IS	O	[0..1]	0111	00164	Delete Account Indicator
35	8	DT	O	[0..1]		00165	Delete Account Date

SEQ	LEN	DT	Usage	Card.	TBL#	ITEM#	ELEMENT NAME
36	3	IS	O	[0..1]	0112	00166	Discharge Disposition
37	47	DL D	O	[0..1]	0113	00167	Discharged to Location
38	250	CE	O	[0..1]	0114	00168	Diet Type
39	2	IS	O	[0..1]	0115	00169	Servicing Facility
40	1	IS	X	[0..1]	0116	00170	Bed Status
41	2	IS	O	[0..1]	0117	00171	Account Status
42	80	PL	C	[0..1]		00172	Pending Location
43	80	PL	O	[0..1]		00173	Prior Temporary Location
44	26	TS	RE	[0..1]		00174	Admit Date/Time
45	26	TS	RE	[0..1]		00175	Discharge Date/Time
46	12	NM	O	[0..1]		00176	Current Patient Balance
47	12	NM	O	[0..1]		00177	Total Charges
48	12	NM	O	[0..1]		00178	Total Adjustments
49	12	NM	O	[0..1]		00179	Total Payments
50	250	CX	O	[0..1]	0203	00180	Alternate Visit ID
51	1	IS	O	[0..1]	0326	01226	Visit Indicator
52	250	XC N	X	[0..*]	0010	01274	Other Healthcare Provider

**General conditions of use:**

- 675
- All messages of transaction ITI-30 that use this segment, actually use a pseudo-PV1, which is empty. The only field populated is PV1-2 “Patient Class” values “N” (Not Applicable).
  - The condition predicates described below only apply to the use of this segment in the context of transaction ITI-31.

**PV1-2 – Patient Class (IS), required:**

- 680
- Definition: This field is used by systems to categorize patients by site. It does not have a consistent industry-wide definition. It is subject to site-specific variations. Refer to *User-defined Table 0004 - Patient Class* for suggested values.

**User-defined Table 0004: Patient Class**

Value	Description	Comment
E	Emergency	
I	Inpatient	
O	Outpatient	
P	Preadmit	
R	Recurring patient	
B	Obstetrics	

Value	Description	Comment
C	Commercial Account	
N	Not Applicable	
U	Unknown	

685

National extensions of the PAM profile may add further values to this table.

Messages of transaction ITI-31 may use any of the above values. The four first values (“E” Emergency, “I” Inpatient, “O” Outpatient, “P” Preadmit) are in common use in most countries.

**Conditions of use:**

- 690
- Transaction ITI-30 uses only the value “N” (Not Applicable) in all messages that contain the PV1 segment.
  - In transaction ITI-31
    - Change to inpatient (A06) uses value I or another value representing an inpatient.
    - Change to outpatient (A07) uses value O or another value representing an outpatient (i.e., not assigned to an inpatient bed).
- 695

**PV1-3 – Assigned Patient Location (PL), conditional:**

Condition predicate:

- This field is required in the Transfer (A02) and Cancel Transfer (A12) messages.
- In all other messages of transaction ITI-31, it is required if known to the sender.

700 **PV1-6 – Prior Patient Location (PL), conditional:**

Condition predicate:

- This field is required in the Transfer (A02)
- In all other messages of transaction ITI-31, it is optional.

705 **PV1-7 – Attending Doctor (XCN), optional.** It is recommended that when this field is populated, the segment PV1/PV2 be followed by a ROL segment containing the details on the role assumed by the attending doctor.

**PV1-8 – Referring Doctor (XCN), optional.** It is recommended that when this field is populated, the segment PV1/PV2 be followed by a ROL segment containing the details on the role assumed by the referring doctor.

710 **PV1-9 – Consulting Doctor (XCN), not supported (deprecated by HL7).** The consulting doctor(s) are entirely described in the appropriate ROL segments following the PV1/PV2.

**PV1-11 – Temporary Location (PL), conditional:**

Condition predicate: This field is used by the option “Temporary Patient Transfers Tracking” of transaction ITI-31 (messages A09, A10, A32, A33).

715 **PV1-19 – Visit Number (CX)**, Optional. This field contains the unique identifier assigned to the encounter. At least one of the fields PID-18 “Patient Account Number” or PV1-19 “Visit Number” shall be valued in the messages of transaction ITI-31 that use the PV1 segment. Additional requirements for the presence of values in these fields may be documented in national extensions of this transaction.

720 **PV1-42 – Pending Location (PL)**, conditional.

Condition predicate:

- This field is required in the Pending Transfer (A15) and Cancel Pending Transfer (A26) messages.
- In all other messages of transaction ITI-31, it is optional.

725 **PV1-44 – Admit Date / Time (TS)**, required if available. This field contains the date/time of the beginning of the encounter.

**PV1-45 – Discharge Date / Time (TS)**, required if available. This field contains the date/time of the discharge (end of the encounter).

### 3.30.5.5 MRG – Merge segment

730 Standard Reference: HL7 Version 2.5, Chapter 3 (Section 3.4.9)

This segment contains the supplier patient identifiers list to be merged.

**Table 3.30-5: MRG - Merge segment**

SEQ	LEN	DT	Usage	Card.	TBL#	ITEM#	Element name
1	250	CX	R	[1..*]		00211	Prior Patient Identifier List
2	250	CX	X	[0..0]		00212	Prior Alternate Patient ID
3	250	CX	O	[0..1]		00213	Prior Patient Account Number
4	250	CX	X	[0..0]		00214	Prior Patient ID
5	250	CX	X	[0..0]		01279	Prior Visit Number
6	250	CX	X	[0..0]		01280	Prior Alternate Visit ID
7	250	XPN	O	[0..*]		01281	Prior Patient Name

735 Each of the patient identifiers appearing in the MRG-1 is to be merged with a target patient identifier of the same type in the PID-3.

The type of identifier is a code given by the 5th component of the CX data type. See the commonly used identifier types in the description of the PID segment above. See also the definition of data type CX in the “Common Data Types” section.

### 3.30.5.6 ROL – Role segment

740 Standard Reference: HL7 Version 2.5, Chapter 15 (Section 15.4.7)

The ROL segment communicates information on persons related to the patient.

Table 3.30-6: ROL Segment

SEQ	LEN	DT	Usage	Card.	TBL #	ITEM #	ELEMENT NAME
1	60	EI	C	[0..1]		01206	Role Instance ID
2	2	ID	R	[1..1]	0287	00816	Action Code
3	250	CE	R	[1..1]	0443	01197	Role-ROL
4	250	XCN	R	[1..*]		01198	Role Person
5	26	TS	O	[0..1]		01199	Role Begin Date/Time
6	26	TS	O	[0..1]		01200	Role End Date/Time
7	250	CE	O	[0..1]		01201	Role Duration
8	250	CE	O	[0..1]		01205	Role Action Reason
9	250	CE	O	[0..*]		01510	Provider Type
10	250	CE	O	[0..1]	0406	01461	Organization Unit Type
11	250	XAD	O	[0..*]		00679	Office/Home Address/Birthplace
12	250	XTN	O	[0..*]		00678	Phone

745 **ROL-1 – Role Instance ID (EI)**, optional. This field is in fact optional in the context of ADT messages.

**ROL-2 – Action Code (ID)**, required

**ROL-3 – Role-ROL (CE)**, required. This field defines the functional involvement of the person. Values are given in *User-defined table 0443*:

750

User-defined Table 0443: Provider role

Value	Description	Used with
AD	Admitting	PV1-17 Admitting doctor
AT	Attending	PV1-7 Attending doctor
CP	Consulting Provider	
FHCP	Family Health Care Professional	
PP	Primary Care Provider	
RP	Referring Provider	PV1-8 Referring doctor
RT	Referred to Provider	

**ROL-4 – Role Person (XCN)**, required. Identification of the person playing the role.

### 3.30.5.7 OBX – Observation/Result segment

755 Standard Reference: HL7 Version 2.5, Chapter 7 (Section 7.4.2)

In transactions ITI-30 and ITI-31, the OBX segment is primarily used to convey patient height and patient weight. For this reason, this segment is described in this section, although it always appears as optional in transactions ITI-30 and ITI-31.

760

**Table 3.30-7: OBX Segment**

SEQ	LEN	DT	Usage	Card.	TBL#	ITEM#	Element name
1	4	SI	O	[0..1]		00569	Set ID – OBX
2	2	ID	R	[1..1]	0125	00570	Value Type
3	250	CE	R	[1..1]		00571	Observation Identifier
4	20	ST	O	[0..1]		00572	Observation Sub-ID
5	99999	Varies	R	[1..1]		00573	Observation Value
6	250	CE	O	[0..1]		00574	Units
7	60	ST	O	[0..1]		00575	References Range
8	5	IS	O	[0..1]	0078	00576	Abnormal Flags
9	5	NM	O	[0..1]		00577	Probability
10	2	ID	O	[0..1]	0080	00578	Nature of Abnormal Test
11	1	ID	R	[0..1]	0085	00579	Observation Result Status
12	26	TS	O	[0..1]		00580	Effective Date of Reference Range
13	20	ST	O	[0..1]		00581	User Defined Access Checks
14	26	TS	O	[0..1]		00582	Date/Time of the Observation
15	250	CE	O	[0..1]		00583	Producer's ID
16	250	XCN	O	[0..1]		00584	Responsible Observer
17	250	CE	O	[0..1]		00936	Observation Method
18	22	EI	O	[0..1]		01479	Equipment Instance Identifier
19	26	TS	O	[0..1]		01480	Date/Time of the Analysis

**OBX-2 Value Type (ID)**, required.

This field contains the type of observation.

Example: “NM” for a numeric observation such as patient weight or patient height.

765 **OBX-3 Observation Identifier (CE)**, required

The usage of LOINC® vocabulary is strongly recommended. Details of this free vocabulary can be found at <http://www.loinc.org>. The first and third sub-fields, “Identifier” and “Name of Coding System” are required in all transactions. The value of the “Name of Coding System” in the case of LOINC is “LN”.

770 Example of the code used with the patient weight: 3142-7^BODY WEIGHT (STATED)^LN

**OBX-5 Observation Value (Varies)**, required.

This field contains the value of the observation itself.

**OBX-11 Observation Result Status (ID)**, required.

775 This field contains the status of the results. In messages of transactions ITI-30 and ITI-31, this status is most commonly “F” (Final).

Example of use of the OBX segment to carry the patient weight and height:

OBX|1|NM|3142-7^BODY WEIGHT (STATED)^LN||62|kg||||F

OBX|2|NM|8303-0^BODY HEIGHT^LN||1.70|m||||F

### 3.30.5.8 AL1 – Patient Allergy Information segment

780 Standard Reference: HL7 Version 2.5, Chapter 3, Section 3.4.6

In transactions ITI-30 and ITI-31, the AL1 segment is used to inform the receiver of patient allergies. For this reason, this segment is described in this section, although it always appears as optional in transactions ITI-30 and ITI-31.

785

**Table 3.30-8: AL1 Segment**

SEQ	LEN	DT	Usage	Card.	TBL#	ITEM#	Element name
1	4	SI	R	[1..1]		00203	Set ID – AL1
2	250	CE	O	[0..1]	0127	00204	Allergen Type Code
3	250	CE	R	[1..1]		00205	Allergen Code/Mnemonic/Description
4	250	CE	O	[0..1]	0128	00206	Allergen Severity Code
5	15	ST	O	[0..*]		00207	Allergen Reaction Code
6	8	DT	X	[0..0]		00208	Identification Date

One or more AL1 segments may appear in the messages of transactions ITI-30 and ITI-31 if any allergies have been identified for the patient at time of registration.

### 3.30.6 Interactions

790 All messages of this transaction shall be acknowledged by the ACK message as stated in ITI TF-2x: Appendix C. For better readability, the acknowledgement messages are not shown on the interaction diagrams of this transaction.

### 3.30.6.1 Interaction diagram

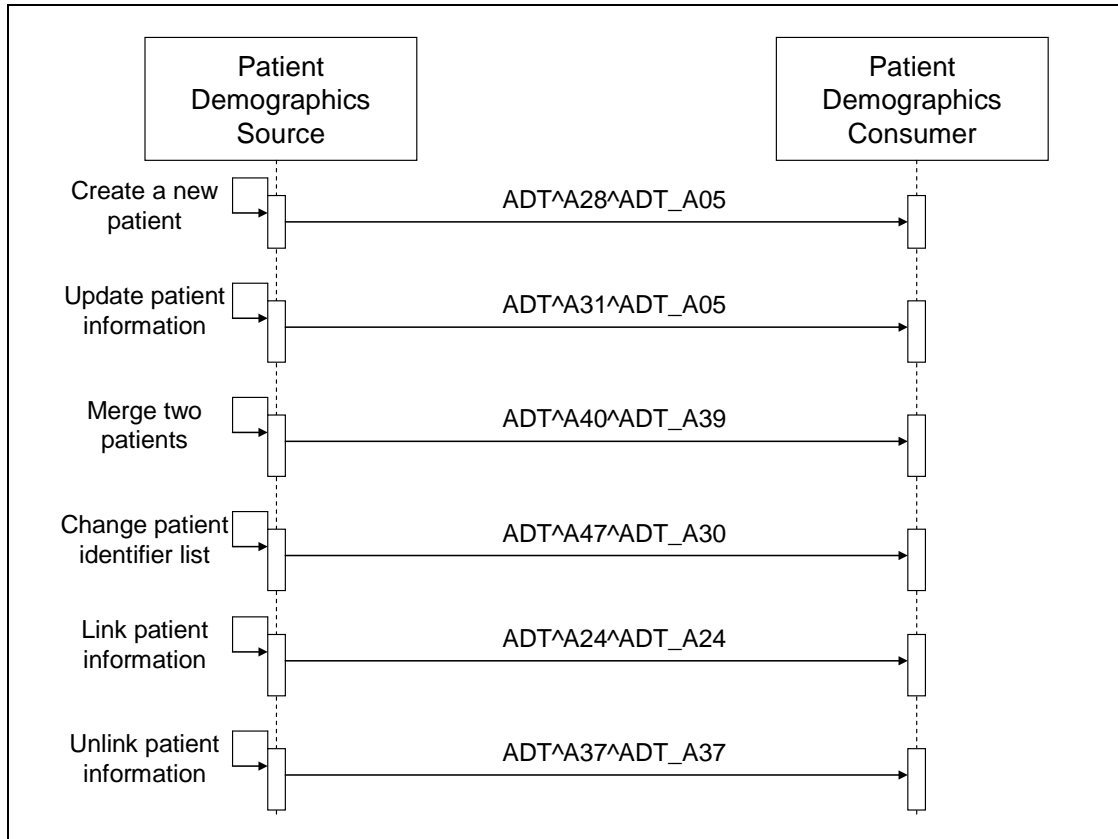


Figure 3.30-1: Interactions of transaction ITI-30

795

### 3.30.6.2 Create New Patient - ADT^A28^ADT\_A05

#### 3.30.6.2.1 Trigger Event

This message is sent by a Patient Demographics Supplier to a Patient Demographics Consumer to communicate the demographics of a new patient, as well as related information.

800 MSH-9 is valued **ADT^A28^ADT\_A05**.

#### 3.30.6.2.2 Message Static Definition

Table 3.30-9: Static definition of ADT^A28^ADT\_A05

Segment	Meaning	Usage	Card.	HL7 chapter
MSH	Message Header	R	[1..1]	2
SFT	Software Segment	O	[0..*]	2
EVN	Event Type	R	[1..1]	2



Segment	Meaning	Usage	Card.	HL7 chapter
PID	Patient Identification	R	[1..1]	3
PD1	Additional Demographics	O	[0..1]	3
ROL	Role	O	[0..*]	15
NK1	Next of Kin / Associated Parties	O	[0..*]	3
PV1	Patient Visit	R	[1..1]	3
PV2	Patient Visit – Additional Info	X	[0..0]	3
ROL	Role	X	[0..0]	15
DB1	Disability Information	O	[0..*]	3
OBX	Observation/Result	O	[0..*]	7
AL1	Allergy Information	O	[0..*]	3
DG1	Diagnosis Information	O	[0..*]	6
DRG	Diagnosis Related Group	O	[0..1]	6
---	--- PROCEDURE begin	O	[0..*]	
PR1	Procedures	R	[1..1]	6
ROL	Role	O	[0..*]	15
---	--- PROCEDURE end			
GT1	Guarantor	O	[0..*]	6
---	--- INSURANCE begin	O	[0..*]	
IN1	Insurance	R	[1..1]	6
IN2	Insurance Additional Info.	O	[0..1]	6
IN3	Insurance Additional Info - Cert.	O	[0..1]	6
ROL	Role	O	[0..*]	15
---	--- INSURANCE end			
ACC	Accident Information	O	[0..1]	6
UB1	Universal Bill Information	O	[0..1]	6
UB2	Universal Bill 92 Information	O	[0..1]	6

### 3.30.6.2.3 Comments on segment usage

805 The ROL segment following the PID/PD1 segments is used to communicate “person level” providers having an ongoing relationship with the patient, such as “family health care provider” and “primary care provider”.

810 The PV1 segment in this message is required in the HL7 message structure, but it is a pseudo PV1 carrying the only required field PV1-2 “Patient Class” with the value “N” meaning “Not applicable”. This message does not convey any visit information.

The PV2 segment is not supported here, for the same reason.

The ROL segment following the PV1/PV2 segments is not supported here, for the same reason.

One or more OBX segments may be present to carry “permanent observations” such as the patient weight or height.

815 The ROL segment following the IN1/IN2/IN3 segments serves to communicate providers related to a specific insurance carrier.

#### 3.30.6.2.4 Expected actions

The receiver shall add this new patient to its database, and shall report the result of this operation (success / error) in an acknowledgment message returned to the sender.

### 820 3.30.6.3 Update patient information - ADT^A31^ADT\_A05

#### 3.30.6.3.1 Trigger Event

This message is sent by a Patient Demographics Supplier to a Patient Demographics Consumer to update the demographics of an existing patient.

MSH-9 is valued **ADT^A31^ADT\_A05**.

### 825 3.30.6.3.2 Message Static Definition

**Table 3.30-10: Static definition of ADT^A31^ADT\_A05**

Segment	Meaning	Usage	Card.	HL7 chapter
MSH	Message Header	R	[1..1]	2
SFT	Software Segment	O	[0..*]	2
EVN	Event Type	R	[1..1]	2
PID	Patient Identification	R	[1..1]	3
PD1	Additional Demographics	O	[0..1]	3
ROL	Role	O	[0..*]	15
NK1	Next of Kin / Associated Parties	O	[0..*]	3
PV1	Patient Visit	R	[1..1]	3
PV2	Patient Visit – Additional Info	X	[0..0]	3
ROL	Role	O	[0..*]	15
DB1	Disability Information	O	[0..*]	3
OBX	Observation/Result	O	[0..*]	7
AL1	Allergy Information	O	[0..*]	3
DG1	Diagnosis Information	O	[0..*]	6
DRG	Diagnosis Related Group	O	[0..1]	6
---	--- PROCEDURE begin	O	[0..*]	
PR1	Procedures	R	[1..1]	6
ROL	Role	O	[0..*]	15
---	--- PROCEDURE end			
GT1	Guarantor	O	[0..*]	6
---	--- INSURANCE begin	O	[0..*]	
IN1	Insurance	R	[1..1]	6
IN2	Insurance Additional Info.	O	[0..1]	6

Segment	Meaning	Usage	Card.	HL7 chapter
IN3	Insurance Additional Info - Cert.	O	[0..1]	6
ROL	Role	O	[0..*]	15
---	--- INSURANCE end			
ACC	Accident Information	O	[0..1]	6
UB1	Universal Bill Information	O	[0..1]	6
UB2	Universal Bill 92 Information	O	[0..1]	6

### 3.30.6.3.3 Comments on segment usage

830 To accommodate the situation in which the receiver does not know the patient, this message is populated with complete up-to-date demographics for the patient.

The ROL segment following the PID/PD1 segments is used to communicate “person level” providers having an ongoing relationship with the patient, such as “family health care provider” and “primary care provider”.

835 The PV1 segment in this message is required in the HL7 message structure, but it is a pseudo PV1 carrying the only required field PV1-2 “Patient Class” with the value “N” meaning “Not applicable”. This message does not convey any visit information.

The PV2 segment is not supported here, for the same reason.

The ROL segment following the PV1/PV2 segments is not supported here, for the same reason.

840 One or more OBX segments may be present to carry “permanent observations” such as the patient weight or height.

The ROL segment following the IN1/IN2/IN3 segments serves to communicate providers related to a specific insurance carrier.

### 3.30.6.3.4 Expected actions

845 The receiver shall update the patient record in its database, and shall report the result of this operation (success / error) in an acknowledgment message returned to the sender. If the receiver did not previously have a record for this patient, it shall insert this patient into its database.

## 3.30.6.4 Merge two patients - ADT^A40^ADT\_A39

This message is to be supported with the “Merge” option of Transaction ITI-30.

### 3.30.6.4.1 Trigger Event

850 The Patient Demographics Supplier notifies to a Patient Demographics Consumer, the merge of records for a patient that was incorrectly filed under two different identifiers. This message is only used to merge two patient identifiers of the same type, or two lists of patient identifiers. It is not used to update other patient demographics information. The A31 trigger event should be used for this purpose.

855 MSH-9 is valued **ADT^A40^ADT\_A39**.

### 3.30.6.4.2 Message Static Definition

**Table 3.30-11: Static definition of ADT^A40^ADT\_A39**

Segment	Meaning	Usage	Card.	HL7 chapter
MSH	Message Header	R	[1..1]	2
SFT	Software Segment	O	[0..*]	2
EVN	Event Type	R	[1..1]	2
---	--- PATIENT begin	R	[1..1]	
PID	Patient Identification	R	[1..1]	3
PD1	Additional Demographics	O	[0..1]	3
MRG	Merge Information	R	[1..1]	3
PV1	Patient Visit	X	[0..0]	3
---				

#### 3.30.6.4.3 Comments on segment usage

860 This transaction makes unrepeatable the PATIENT segment group: The message can communicate only one merge operation for one patient.

The “incorrect supplier identifier” identified in the MRG segment (*MRG-1 - Prior Patient Identifier List*) is to be merged with the required “correct target identifier” of the same “identifier type code” component identified in the PID segment (*PID-3 - Patient Identifier List*). The

865 “incorrect supplier identifier” would then logically never be referenced in future transactions.

The PV1 segment is not supported by IHE in this message.

#### 3.30.6.4.4 Expected actions

The receiver shall merge the two patients in its database, and shall report the result of this operation (success / error) in an acknowledgment message returned to the sender.

870 If the receiver does not recognize the target patient identifiers, it shall perform a Change Patient Identifier List instead of a Merge. This situation is not an error.

If the receiver does not recognize the supplier patient identifiers to be merged, it shall take no action. This situation is not an error.

875 If the receiver does not support the Merge option of this transaction, it shall application-reject the message (see ITI TF-2x: C.2.3).

### 3.30.6.5 Change Patient Identifier List - ADT^A47^ADT\_A30

#### 3.30.6.5.1 Trigger Event

880 The Patient Demographics Supplier notifies the change of a patient identifier list for a patient. That is, a single *PID-3-patient identifier list value* has been found to be incorrect and has been changed.

This message is not used to update other patient demographics information. The A31 trigger event should be used for this purpose.

MSH-9 is valued **ADT^A47^ADT\_A30**.

### 3.30.6.5.2 Message Static Definition

885

**Table 3.30-12: Static definition of ADT^A47^ADT\_A30**

Segment	Meaning	Usage	Card.	HL7 chapter
MSH	Message Header	R	[1..1]	2
SFT	Software Segment	O	[0..*]	2
EVN	Event Type	R	[1..1]	2
---	--- PATIENT begin	R	[1..1]	
PID	Patient Identification	R	[1..1]	3
PD1	Additional Demographics	O	[0..1]	3
MRG	Merge Information	R	[1..1]	3
---				

### 3.30.6.5.3 Comments on segment usage

The “incorrect supplier identifier” value is stored in the MRG segment (*MRG-1-Prior Patient Identifier List*) and is to be changed to the “correct target patient ID” value stored in the PID segment (*PID-3-Patient Identifier List*).

890

### 3.30.6.5.4 Expected actions

The receiver shall correct the identifier in its database, and shall report the result of this operation (success / error) in an acknowledgment message returned to the sender.

If the receiver already associates the target patient identifiers with another patient in its database, this is an error condition: A merge (A40) should have been sent instead of a change.

895

If the receiver does not recognize the supplier patient identifiers to be merged, no further action is required and no error condition exists.

### 3.30.6.6 Link Patient Information List - ADT^A24^ADT\_A24

This message is to be supported with the “Link/Unlink” option of Transaction ITI-30.

900

#### 3.30.6.6.1 Trigger Event

The Patient Demographics Supplier notifies the link of one patient identifier list (the first PID segment) to another one (the second PID segment). Linking two or more patients does not require the actual merging of patient information; following a link event, the affected patient data records should remain distinct.

905 This message is not used to update other patient demographics information. The A31 trigger event should be used for that purpose.

MSH-9 is valued to **ADT^A24^ADT\_A24**.

### 3.30.6.6.2 Message Static Definition

910 **Table 3.30-13: Static definition of ADT^A24^ADT\_A24**

Segment	Meaning	Usage	Card.	HL7 chapter
MSH	Message Header	R	[1..1]	2
SFT	Software Segment	O	[0..*]	2
EVN	Event Type	R	[1..1]	2
PID	Patient Identification	R	[1..1]	3
PD1	Additional Demographics	X	[0..1]	3
PV1	Patient Visit	X	[0..1]	3
DB1	Disability Information	X	[0..1]	3
PID	Patient Identification	R	[1..1]	3
PD1	Additional Demographics	X	[0..1]	3
PV1	Patient Visit	X	[0..1]	3
DB1	Disability Information	X	[0..1]	3

### 3.30.6.6.3 Comments on segment usage

The patient identifier list stored in the first PID segment (*PID-3–Patient Identifier List*) is to be linked with the patient identifier list stored in the second PID segment (*PID-3–Patient Identifier List*).

915 Transaction ITI-30 restricts the use of this message to only the purpose of linking two patient identifier lists. This is why segments PD1, PV1 and DB1 are not supported in this message.

### 3.30.6.6.4 Expected actions

920 The receiver links the identifier lists in its database, and reports the result of this operation (success / error) in an acknowledgment message returned to the sender. In case of success, each patient record persists with all its associated information (encounter, clinical, care, insurance, next of kin, etc.).

In case the receiver did not recognize one or both of the patient identifier lists, the linking is still performed (the receiver will record the link without creating any missing patient record) and no error condition exists.

925 If the receiver does not support the Link/Unlink option of this transaction, it shall application-reject the message (see ITI TF-2x: C.2.3).

### 3.30.6.7 Unlink Patient Information List - ADT^A37^ADT\_A37

#### 3.30.6.7.1 Trigger Event

930 The Patient Demographics Supplier notifies the receiving system of the unlinking of one patient identifier list (the first PID segment) from another one (the second PID segment).

MSH-9 is valued **ADT^A37^ADT\_A37**.

#### 3.30.6.7.2 Message Static Definition

**Table 3.30-14: Static definition of ADT^A37^ADT\_A37**

Segment	Meaning	Usage	Card.	HL7 chapter
MSH	Message Header	R	[1..1]	2
SFT	Software Segment	O	[0..*]	2
EVN	Event Type	R	[1..1]	2
PID	Patient Identification	R	[1..1]	3
PD1	Additional Demographics	X	[0..1]	3
PV1	Patient Visit	X	[0..1]	3
DB1	Disability Information	X	[0..1]	3
PID	Patient Identification	R	[1..1]	3
PD1	Additional Demographics	X	[0..1]	3
PV1	Patient Visit	X	[0..1]	3
DB1	Disability Information	X	[0..1]	3

#### 935 3.30.6.7.3 Comments on segment usage

The patient identifier lists stored in the two PID segments (*PID-3–Patient Identifier List*) are to be unlinked.

Transaction ITI-30 restricts the use of this message to only the purpose of unlinking two patient identifier lists. This is why segments PD1, PV1 and DB1 are not supported in this message.

#### 940 3.30.6.7.4 Expected actions

The receiver unlinks the identifier lists in its database, and reports the result of this operation (success / error) in an acknowledgment message returned to the sender.

In case of success the two patient records are unlinked, each of them keeping its own related information (encounter, clinical, next of kin, insurance...).

945 In case the receiver did not recognize the link between these two patient identifier lists, no action is performed and no error condition exists.

If the receiver does not support the Link/Unlink option of this transaction, it shall application-reject the message (see ITI TF-2x: C.2.3).

### 3.31 Patient Encounter Management

950 This section corresponds to Transaction ITI-31 “Patient Encounter Management” of the IHE IT Infrastructure Technical Framework. Transaction ITI-31 is used by the actors Patient Encounter Supplier and Patient Encounter Consumer.

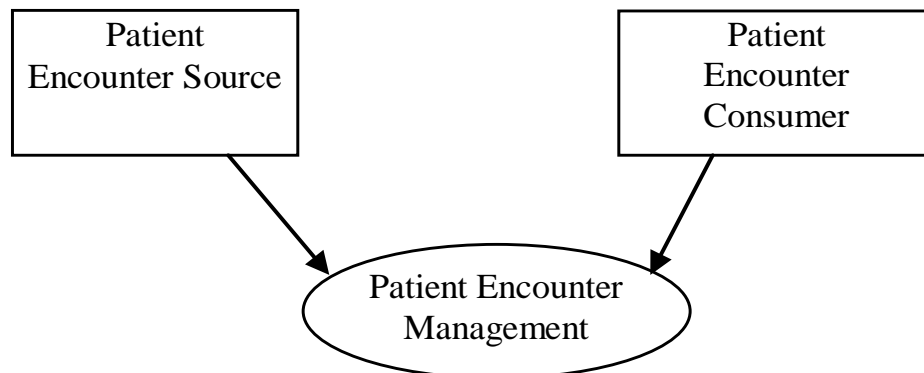
#### 3.31.1 Scope

955 This transaction enables systems to share encounter information within acute care settings for both inpatients (i.e., those who are assigned an inpatient bed at the facility) and outpatients (i.e., those who are not assigned an inpatient bed at the facility).

The transaction carries events for creating, updating, and canceling patient encounters as well as the movements that take place within these encounters.

960 The capabilities of this transaction are organized into several optional subsets to address a wide range of needs from the simplest one that only shares the basic encounter information to the most sophisticated one that tracks all patient temporary moves in the healthcare facility.

#### 3.31.2 Use Case Roles



**Actor:** Patient Encounter Supplier

965 **Role:** Sends inserts, cancels and updates of patient encounters and movements.

**Actor:** Patient Encounter Consumer

**Role:** Receives patient encounters and movement messages, and takes the appropriate actions.

#### 3.31.3 Referenced Standards

HL7 2.5 Chapters 2, 3, 6, 15

#### 970 3.31.4 Definition of the concept “Movement”

As stated in Volume 1, a “Movement” is any change of the situation of the patient (location, patient class, attending doctor, etc.) in the context of the encounter.

The concept of “Movement” is a superset of the concept of “Transfer”. Like a transfer, a movement is an event that can be planned (pending) and executed (effective). Errors detected in



975 the recording of these pending and effective events can later be corrected through cancellations  
or updates, which are distinct events. Three actions are associated with Movements:

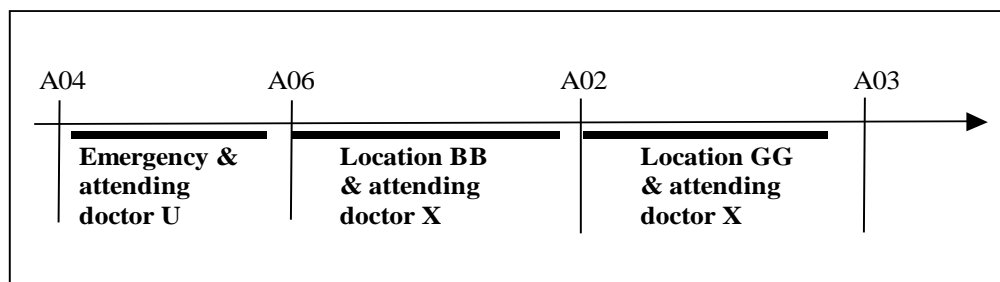
- **Insert:** This action is the first recording of the Movement.
- **Update:** This action corrects some attributes of a Movement formerly inserted. This  
980 action is possible only with the option “Historic Movement Management” of transaction  
ITI-30.
- **Cancel:** This action cancels a Movement that was erroneously recorded, and requests the  
receiver to delete this Movement from its database. Only the current Movement can be  
cancelled.

985 In some acute care settings, both the billing process and care provision process require precise  
knowledge of the movements of the inpatient during his or her stay in the hospital. Applications  
acting as Patient Encounter Supplier or Patient Encounter Consumer, divide the period of the  
encounter into “sub-encounters” delimited by the Movements. Each of these “sub-encounters”  
provides a specific context to record and invoice the acts produced within this period. However,  
990 if applications on both ends manage sub-encounters, which are periods of time, the messages of  
transaction ITI-31 communicate Movements as events. Hence, applications manage periods of  
time, but the messages carry the discrete events that delimit these periods of time.

Illustration:

1. Patient received at Emergency room by attending doctor U. (A04 / patient class E).
2. Doctor U admits the patient (A06 / patient class = I), into location BB, referring him to  
995 attending Doctor X.
3. The patient is moved to location GG (A02Transfer), keeping X for attending doctor.
4. The patient is healed and leaves the hospital (A03: Discharge).

These 4 real world events are expressed with 5 trigger events / messages, two of which occur at  
the same time (step 2). Here the encounter will be divided into 3 sub-encounters:



1000

### 3.31.5 Message sets and options

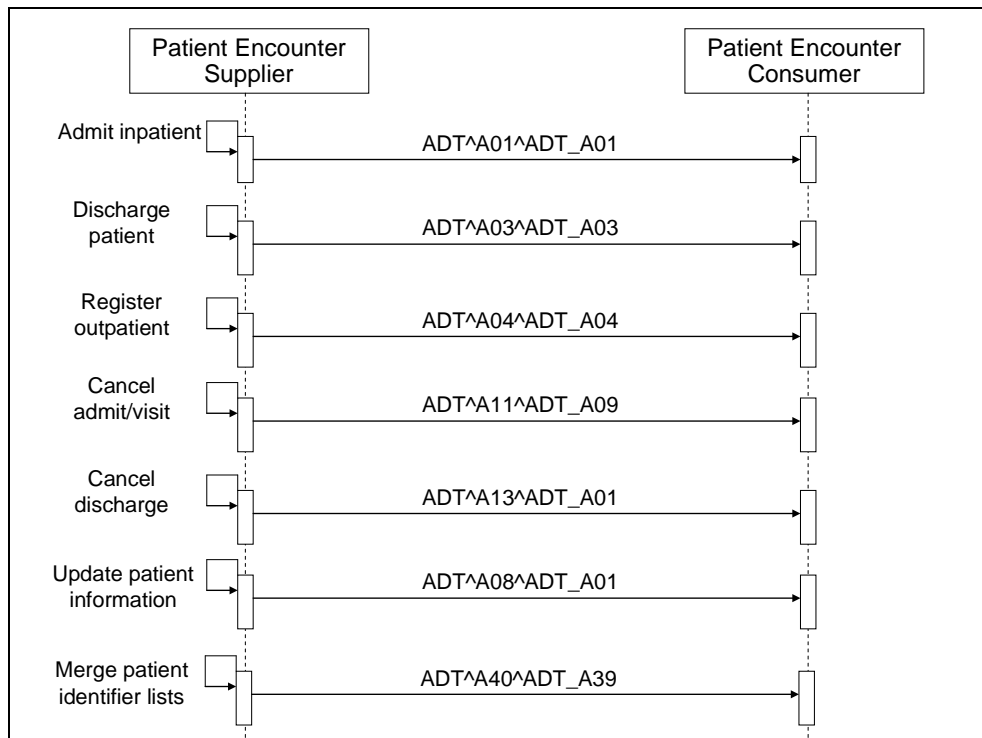
All messages of this transaction shall be acknowledged by the ACK message as described in ITI TF-2x: Appendix C. For better readability, the acknowledgement messages are not shown on the interaction diagrams of this transaction.

1005 **3.31.5.1 Basic subset**

**Table 3.31-1: Message basic subset for transaction ITI-31**

Category of event	Trigger / Action			
	insert		cancel	
Admit inpatient	A01	ADT^A01^ADT_A01	A11	ADT^A11^ADT_A09
Register outpatient	A04	ADT^A04^ADT_A01		
Discharge patient	A03	ADT^A03^ADT_A03	A13	ADT^A13^ADT_A01
Update patient information	A08	ADT^A08^ADT_A01		
Merge patient identifier list	A40	ADT^A40^ADT_A39		

1010 The basic subset of transaction ITI-31 is composed of the above events and related messages. A system implementing either Patient Encounter Supplier or Patient Encounter Consumer, without any further option, shall support these 7 trigger events and messages.



**Figure 3.31-1: Interaction diagram for the basic subset**

1015 **3.31.5.2 Inpatient/Outpatient Encounter Management Option**

This option adds support for management of patient class (Outpatient, Emergency, Inpatient, Pre-admitted, etc.) and of patient location (point of care, room, bed, etc.).

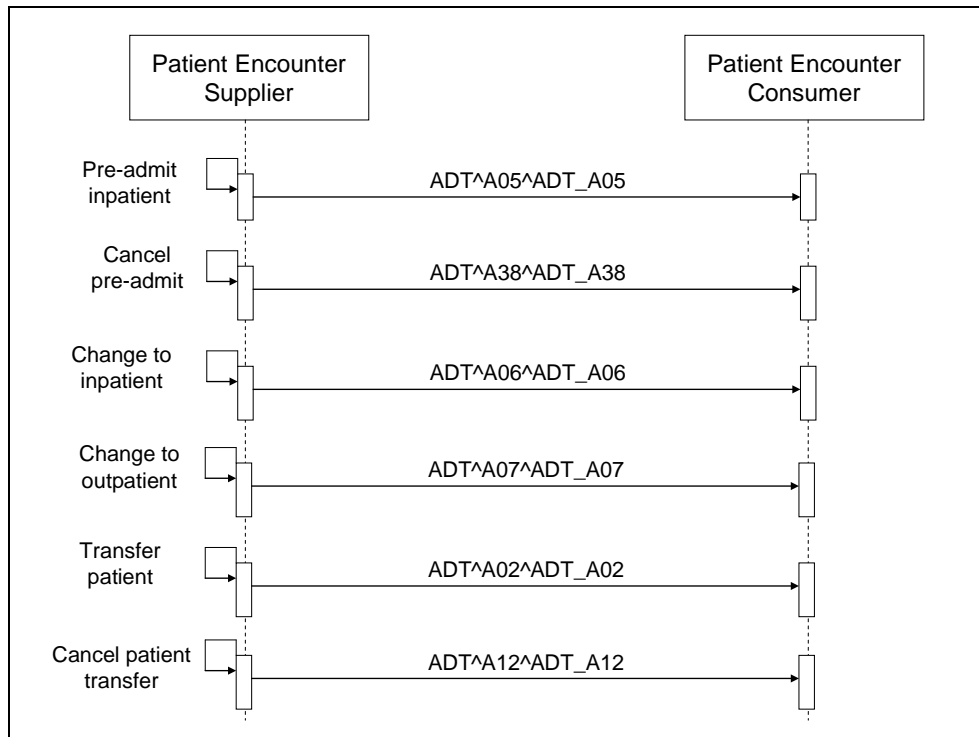
The following is the required message set to support the “Inpatient/Outpatient Encounter Management” option:

1020 **Table 3.31-2: Message subset for inpatient/outpatient encounter management option**

Category of event	Trigger / Action			
	insert		cancel	
Admit inpatient	A01	ADT^A01^ADT_A01	A11	ADT^A11^ADT_A09
Register outpatient	A04	ADT^A04^ADT_A01		
Discharge patient	A03	ADT^A03^ADT_A03	A13	ADT^A13^ADT_A01
Update patient information	A08	ADT^A08^ADT_A01		
Merge patient identifier lists	A40	ADT^A40^ADT_A39		
Pre-admit patient	A05	ADT^A05^ADT_A05	A38	ADT^A38^ADT_A38
Change patient class to inpatient	A06	ADT^A06^ADT_A06		
Change patient class to outpatient	A07	ADT^A07^ADT_A06		
Transfer patient	A02	ADT^A02^ADT_A02	A12	ADT^A12^ADT_A12

A system implementing this option shall support these 13 trigger events and messages.

Figure 3.31-2 depicts the messages added by this option to the basic subset.



1025

**Figure 3.31-2: Additional interactions for “Inpatient/Outpatient Encounter Management” option**

### 3.31.5.3 Pending Event Management Option

1030

This option adds support for management of pending events. This option also requires the “Inpatient/Outpatient Encounter Management” option.

The following is the required message set to support the “Pending Event Management” option:

**Table 3.31-3: Message subset for Pending Event Management option**

Category of event	Trigger / Action			
		insert		cancel
Admit inpatient	A01	ADT^A01^ADT_A01	A11	ADT^A11^ADT_A09
Register outpatient	A04	ADT^A04^ADT_A01		
Discharge patient	A03	ADT^A03^ADT_A03	A13	ADT^A13^ADT_A01
Update patient information	A08	ADT^A08^ADT_A01		
Merge patient identifier lists	A40	ADT^A40^ADT_A39		
Pre-admit patient	A05	ADT^A05^ADT_A05	A38	ADT^A38^ADT_A38
Change patient class to inpatient	A06	ADT^A06^ADT_A06		
Change patient class to outpatient	A07	ADT^A07^ADT_A06		
Transfer patient	A02	ADT^A02^ADT_A02	A12	ADT^A12^ADT_A12
Pending admit	A14	ADT^A14^ADT_A05	A27	ADT^A27^ADT_A21
Pending transfer	A15	ADT^A15^ADT_A15	A26	ADT^A26^ADT_A21

Category of event	Trigger / Action			
	insert		cancel	
Pending discharge	A16	ADT^A16^ADT_A16	A25	ADT^A25^ADT_A21

1035 A system implementing this option shall support these 19 trigger events and messages.  
 Figure 3.31-3 below depicts the messages added by this option to the basic subset and the Inpatient/Outpatient Encounter Management option.

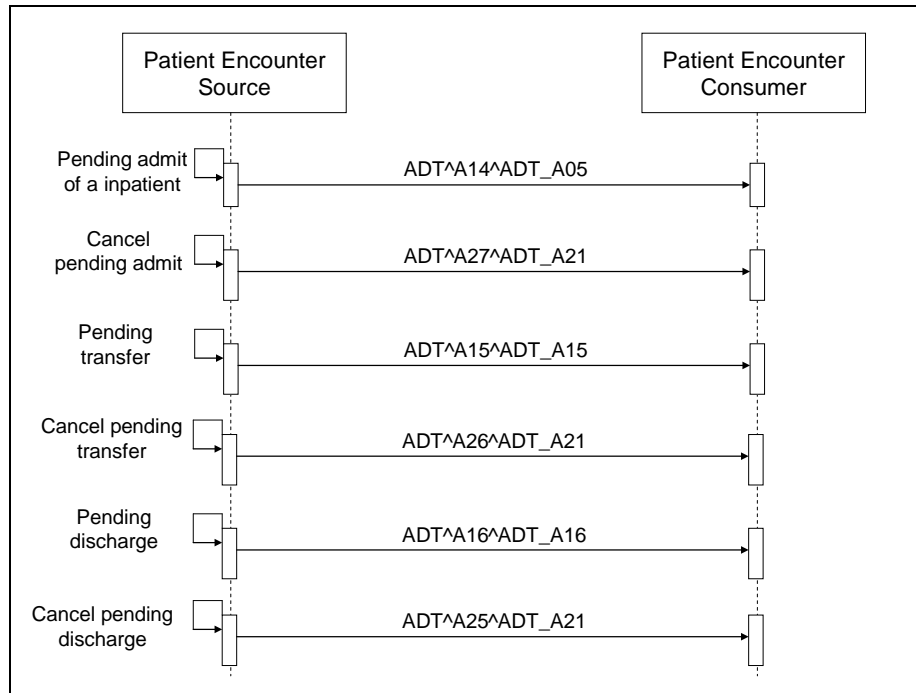


Figure 3.31-3: Additional interactions for “Pending Event Management” option

1040 **3.31.5.4 Advanced Encounter Management Option**

This option provides support to manage changes of attending doctor, leaves of absence, and accounts.

The following is the required message set to support the “Advanced Encounter Management” option:

1045

Table 3.31-4: Message subset for Advanced Encounter Management option

Category of event	Trigger / Action			
	insert		cancel	
Admit inpatient	A01	ADT^A01^ADT_A01	A11	ADT^A11^ADT_A09
Register outpatient	A04	ADT^A04^ADT_A01		
Discharge patient	A03	ADT^A03^ADT_A03	A13	ADT^A13^ADT_A01

Category of event	Trigger / Action			
		insert		cancel
Update patient information	A08	ADT^A08^ADT_A01		
Merge patient identifier lists	A40	ADT^A40^ADT_A39		
Change attending doctor	A54	ADT^A54^ADT_A54	A55	ADT^A55^ADT_A52
Leave of absence	A21	ADT^A21^ADT_A21	A52	ADT^A52^ADT_A52
Return from leave of absence	A22	ADT^A22^ADT_A21	A53	ADT^A53^ADT_A52
Move account information	A44	ADT^A44^ADT_A43		

A system implementing this option shall support these 15 trigger events and messages. Figure 3.31-4 below depicts the messages added by this option to the basic subset.

1050

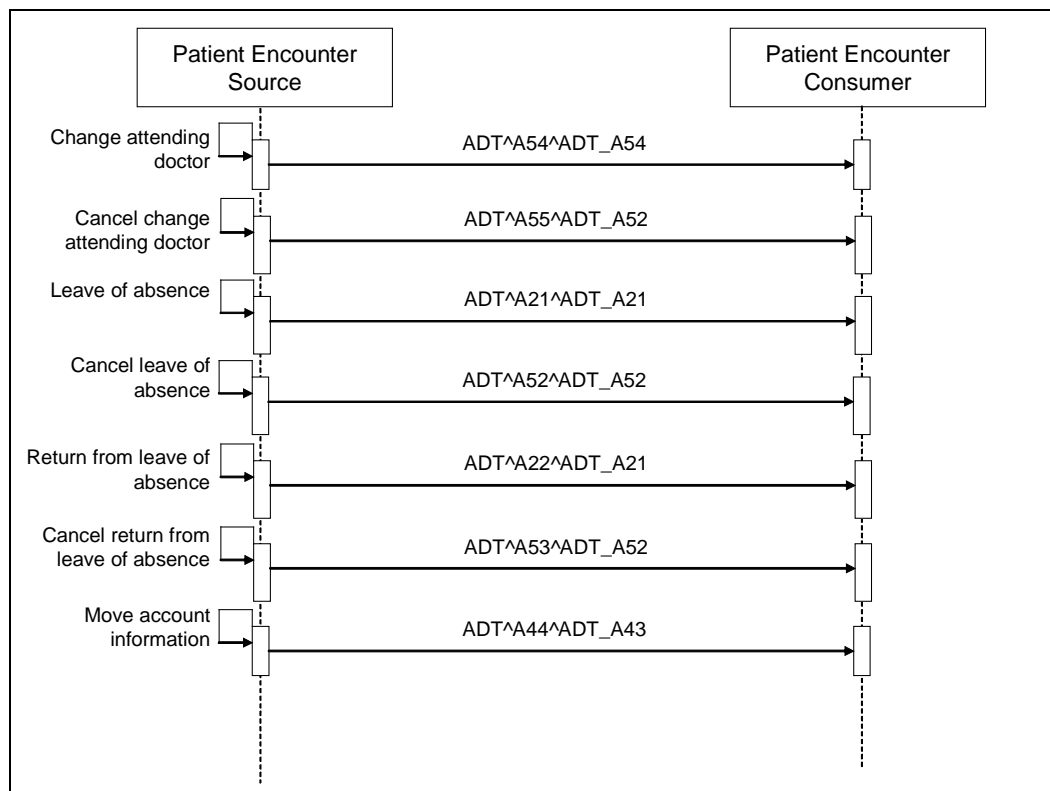


Figure 3.31-4: Additional interactions for “Advanced Encounter Management” option

### 3.31.5.5 Temporary Patient Transfers Tracking Option

1055

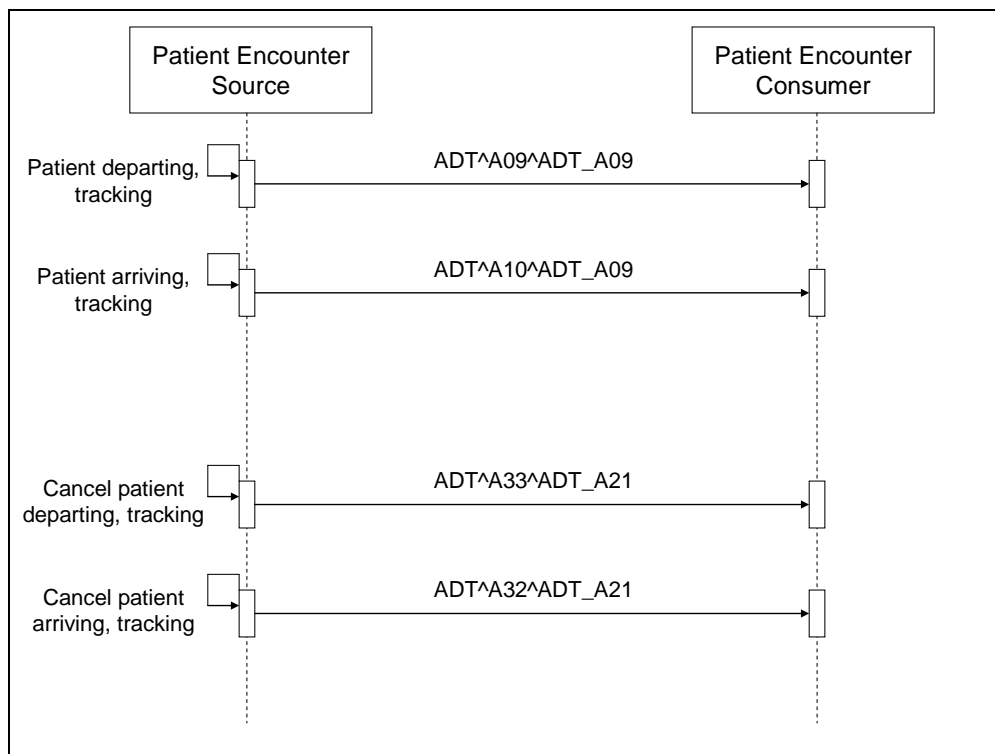
This option tracks patient moves to and from temporary locations such as radiotherapy, scanner, EKG, and dialysis.

The following is the required message set to support the “Temporary Patient Transfers Tracking” option:

**Table 3.31-5: Message subset for Temporary Patient Transfers Tracking option**

Category of event	Trigger / Action			
	insert		cancel	
Admit inpatient	A01	ADT^A01^ADT_A01	A11	ADT^A11^ADT_A09
Register outpatient	A04	ADT^A04^ADT_A01		
Discharge patient	A03	ADT^A03^ADT_A03	A13	ADT^A13^ADT_A01
Update patient information	A08	ADT^A08^ADT_A01		
Merge patient identifier lists	A40	ADT^A40^ADT_A39		
Patient departing - Tracking	A09	ADT^A09^ADT_A09	A33	ADT^A33^ADT_A21
Patient arriving - Tracking	A10	ADT^A10^ADT_A09	A32	ADT^A32^ADT_A21

1060 A system implementing this option shall support these 10 trigger events and messages.  
 Figure 3.31-5 below depicts the messages added by this option to the basic subset.



**Figure 3.31-5: Additional interactions for “Temporary Patient Transfers Tracking” option**

1065 **3.31.5.6 Historic Movement Management**

This option adds the capability to cancel or update safely any Movement.

The Movement updated can be the current Movement (currently active or pending) or a Movement in the past (i.e., historic Movement).

The Movement canceled can only be the current Movement (currently active or pending).

1070 This capability is supported by the addition of segment ZBE below PV1/PV2. With this option, this ZBE segment is required at this position in the messages associated with the following trigger events: A01, A02, A03, A04, A05, A06, A07, A11, A12, A13, A14, A15, A16, A21, A22, A25, A26, A27, A38, A52, A53, A54, A55, Z99. In the following sections the ZBE segment is only shown in the message associated with trigger Z99 which is dedicated to the  
1075 Historic Movement Management option. In the other messages, this segment will appear whenever this option is active.

This segment ZBE brings the following features:

- It enables unique identification of the Movement (including admission and discharge).
- It carries an action code that describes the action to be performed on this Movement: The three possible actions are:
  - 1080 • **INSERT:** The receiver must interpret the content of this message as a new Movement.
  - **CANCEL:** This action code is always associated with a “cancel” trigger event. The receiver shall delete the corresponding Movement (matched with its unique  
1085 identifier). Only the current Movement can be cancelled.
  - **UPDATE:** This action code is associated with the dedicated trigger event Z99 described in ITI TF-2b: 3.31.7.30. The receiver shall update the corresponding Movement (matched with its unique identifier), which can be the current Movement or a historic Movement.
- 1090 • In the case of UPDATE or CANCEL, the ZBE segment carries the code of the original trigger event that was associated with the action INSERT of the related Movement.
- It carries an indicator “Historic Movement” informing whether the action to perform is about the current Movement or a Historic one.
- It provides the starting date/time of the “sub-encounter” that this Movement initiates.
- 1095 • It carries the ward to which this patient is assigned during this sub-encounter.

This option may apply to any combination of the previous subsets, except Temporary Patient Transfers Tracking (Temporary Patient Transfers do not need to be uniquely identified).

**Implementation note:** The Patient Encounter Consumer must support transaction log update to maintain integrity of the Movement records.

### 1100 **3.31.5.7 Acknowledgement Support**

An actor that claims support for the Acknowledgement Support option shall be capable of using the enhanced acknowledgement mode as defined in the HL7 v2.x standard. See HL7 Volume 2C, section C.2.3 for further details.



### 3.31.6 Common HL7 Message Segments

1105 Messages in Transaction 31 use the same common HL7 message segments as those in Transaction 30; refer to ITI TF-2b: 3.30.5. In addition, messages in Transaction 31 use the ZBE segment, described below.

#### 3.31.6.1 ZBE – Movement Action segment

1110 The ZBE segment was introduced in the German extension of the IHE Radiology Technical Framework. It is extended here with three additional fields: ZBE-5, ZBE-6 and ZBE-7. This ZBE segment is required with the “Historic Movement” option of transaction ITI-31.

1115 The purpose of this segment is to uniquely identify any movement at creation time (action INSERT), so that any further correction brought to this movement (action UPDATE) or cancellation of it (action CANCEL) can be achieved safely and consistently between the two actors Patient Encounter Supplier and Patient Encounter Consumer.

Another security feature offered by this segment is to clearly distinguish current events from events that address a historic (past) movement to avoid any misinterpretation on the part of the receiving application.

1120 **Table 3.31-6: ZBE segment description**

SEQ	LEN	DT	Usage	Card.	ELEMENT NAME
1		EI	R	[1..*]	Movement ID
2		TS	R	[1..1]	Start Movement Date/Time
3		TS	O	[0..1]	End Movement Date/Time
4		ID	R	[1..1]	Movement Action (INSERT / UPDATE / CANCEL)
5		ID	R	[1..1]	Historical Movement Indicator (values: Y / N)
6		ID	C	[0..1]	Original trigger event code [in the case of an UPDATE of the movement (trigger A08), this field conveys the original trigger event that was sent with the INSERT]
7		XO N	O	[0..1]	Responsible Ward (Medical or Nursing Ward, depending of the trigger event of the message)

**ZBE-1 – Movement ID (EI):** required and repeatable to support cooperative Movement Management. The Movement Identifier list is created with the action INSERT, and then recalled with further actions such as UPDATE or CANCEL.

1125 **ZBE-2 – Start Movement Date/Time (TS):** Required. It is the date/time of the creation of the Movement, i.e., the effective date time of the event that used action INSERT with this Movement.

**ZBE-3 – End Movement Date/Time (TS):** Optional.

**ZBE-4 – Action (ID):** Required. Three possible values:

- 1130
- INSERT: With any trigger event that inserts a movement.

- UPDATE: With trigger event Z99
- CANCEL: With any “cancel” trigger event.

**ZBE-5 –Historic Indicator (ID):** Required. Values:

- ‘Y’ when the message is related to a Historic Movement.
- 1135 • ‘N’ when the message is related to the current (last or next) movement.

**ZBE-6 – Original Trigger (ID):** Conditional.

Condition predicate: This field shall be populated when ZBE-4 contains action UPDATE or CANCEL. In this case, this field is populated with the trigger event that inserted (action INSERT) the movement being currently updated or canceled.

- 1140 **ZBE-7 – Responsible Ward (XON):** Optional. This field may be further constrained in national extensions of this transaction. It will, for example, be associated with usage ‘RE’ in the French extension.

### 3.31.7 Interactions

- 1145 The following sections contain the static definitions of the messages belonging to the various optional sets described above.

The Historic Movement Management option is not shown in these message tables. The reader is reminded that this option adds the ZBE segment below PV1/PV2.

#### 3.31.7.1 Admit/Visit Notification (ADT^A01^ADT\_A01)

##### 3.31.7.1.1 Trigger Event

- 1150 This message is sent by a Patient Encounter Supplier to notify a Patient Encounter Consumer that a patient has arrived at a healthcare facility for an episode of care in which the patient is assigned to an inpatient bed. Such an episode is commonly referred to as “inpatient” care.

MSH-9 is valued ADT^A01^ADT\_A01.

##### 3.31.7.1.2 Message Static Definition

1155

**Table 3.31-7: Static definition of message ADT^A01^ADT\_A01**

Segment	Meaning	Usage	Card.	HL7 chapter
MSH	Message Header	R	[1..1]	2
SFT	Software Segment	O	[0..*]	2
EVN	Event Type	R	[1..1]	2
PID	Patient Identification	R	[1..1]	3
PD1	Additional Demographics	O	[0..1]	3
ROL	Role	O	[0..*]	15
NK1	Next of Kin / Associated Parties	O	[0..*]	3

Segment	Meaning	Usage	Card.	HL7 chapter
PV1	Patient Visit	R	[1..1]	3
PV2	Patient Visit – Additional Info	O	[0..1]	3
ROL	Role	O	[0..*]	15
DB1	Disability Information	O	[0..*]	3
OBX	Observation/Result	O	[0..*]	7
AL1	Allergy Information	O	[0..*]	3
DG1	Diagnosis Information	O	[0..*]	6
DRG	Diagnosis Related Group	O	[0..1]	6
---	--- PROCEDURE begin	O	[0..*]	
PR1	Procedures	R	[1..1]	6
ROL	Role	O	[0..*]	15
---	--- PROCEDURE end			
GT1	Guarantor	O	[0..*]	6
---	--- INSURANCE begin	O	[0..*]	
IN1	Insurance	R	[1..1]	6
IN2	Insurance Additional Info.	O	[0..1]	6
IN3	Insurance Additional Info - Cert.	O	[0..1]	6
ROL	Role	O	[0..*]	15
---	--- INSURANCE end			
ACC	Accident Information	O	[0..1]	6
UB1	Universal Bill Information	O	[0..1]	6
UB2	Universal Bill 92 Information	O	[0..1]	6
PDA	Patient Death and Autopsy	O	[0..1]	3

### 3.31.7.1.3 Comments on segment usage

1160 Providers with an ongoing relationship with the patient may be communicated in ROL segments immediately following the PID/PD1 segments. Providers specific to an episode of care may be communicated in ROL segments immediately following the PV1/PV2 segments. Providers specific to a particular insurance carrier may be communicated in ROL segments immediately following the IN1/IN2/IN3 segments.

One or more OBX segments may be present to carry “permanent observations” such as the patient weight or height.

### 1165 3.31.7.1.4 Expected actions

The receiver shall update the patient’s status to indicate that the patient has been admitted.

The receiver shall report the result of this operation (success / error) in an acknowledgment message returned to the sender.

1170 In case this Movement (new admission) conflicts with an existing current movement for the patient (an admission is already opened for this patient) the message is discarded and an error condition is raised.

### 3.31.7.2 Cancel Admit/Visit Notification – ADT^A11^ADT\_A09

#### 3.31.7.2.1 Trigger Event

1175 This message is sent by a Patient Encounter Supplier to cancel a previous notification to a Patient Encounter Consumer as a notification that a patient has been admitted for an inpatient stay (via trigger event A01) or registered for an outpatient visit (via trigger event A04). See ITI TF-2b: 3.31.5.8 for the message to be used to cancel a pre-admit notification, and ITI TF-2b: 3.31.5.14 for the message to be used to cancel a pending admit notification.

MSH-9 is valued **ADT^A11^ADT\_A09**.

#### 1180 3.31.7.2.2 Message Static Definition

**Table 3.31-8: Static definition of message ADT^A11^ADT\_A09**

Segment	Meaning	Usage	Card.	HL7 chapter
MSH	Message Header	R	[1..1]	2
SFT	Software Segment	O	[0..*]	2
EVN	Event Type	R	[1..1]	2
PID	Patient Identification	R	[1..1]	3
PD1	Additional Demographics	O	[0..1]	3
PV1	Patient Visit	R	[1..1]	3
PV2	Patient Visit – Additional Info	O	[0..1]	3
DB1	Disability Information	O	[0..*]	3
OBX	Observation/Result	O	[0..*]	7
DG1	Diagnosis Information	X	[0..0]	6

#### 3.31.7.2.3 Comments on segment usage

None.

#### 1185 3.31.7.2.4 Expected actions

The receiver shall reset the patient’s status in its system to the value existing immediately before the admit or visit notification was received.

The receiver shall report the result of this operation (success / error) in an acknowledgment message returned to the sender.

1190 In case this Movement conflicts with the current situation of the patient (i.e., no inpatient nor outpatient visit has been opened for this patient) the message is discarded but no error condition is raised.

**3.31.7.3 Register a Patient (ADT^A04^ADT\_A01)****3.31.7.3.1 Trigger Event**

1195 This message is sent by a Patient Encounter Supplier to notify a Patient Encounter Consumer that a patient has arrived at a healthcare facility for an episode of care in which the patient is not assigned to a bed. Examples of such episodes include outpatient visits, ambulatory care encounters, and emergency room visits.

MSH-9 is valued ADT^A04^ADT\_A01.

**1200 3.31.7.3.2 Message Static Definition****Table 3.31-9: Static definition of message ADT^A04^ADT\_A01**

Segment	Meaning	Usage	Card.	HL7 chapter
MSH	Message Header	R	[1..1]	2
SFT	Software Segment	O	[0..*]	2
EVN	Event Type	R	[1..1]	2
PID	Patient Identification	R	[1..1]	3
PD1	Additional Demographics	O	[0..1]	3
ROL	Role	O	[0..*]	15
NK1	Next of Kin / Associated Parties	O	[0..*]	3
PV1	Patient Visit	R	[1..1]	3
PV2	Patient Visit – Additional Info	O	[0..1]	3
ROL	Role	O	[0..*]	15
DB1	Disability Information	O	[0..*]	3
OBX	Observation/Result	O	[0..*]	7
AL1	Allergy Information	O	[0..*]	3
DG1	Diagnosis Information	O	[0..*]	6
DRG	Diagnosis Related Group	O	[0..1]	6
---	--- PROCEDURE begin	O	[0..*]	
PR1	Procedures	R	[1..1]	6
ROL	Role	O	[0..*]	15
---	--- PROCEDURE end			
GT1	Guarantor	O	[0..*]	6
---	--- INSURANCE begin	O	[0..*]	
IN1	Insurance	R	[1..1]	6
IN2	Insurance Additional Info.	O	[0..1]	6
IN3	Insurance Additional Info - Cert.	O	[0..1]	6
ROL	Role	O	[0..*]	15
---	--- INSURANCE end			
ACC	Accident Information	O	[0..1]	6
UB1	Universal Bill Information	O	[0..1]	6

Segment	Meaning	Usage	Card.	HL7 chapter
UB2	Universal Bill 92 Information	O	[0..1]	6
PDA	Patient Death and Autopsy	O	[0..1]	3

### 3.31.7.3.3 Comments on segment usage

Field *PV1-44-admit date/time* is used to carry the date and time that the encounter started.

1205 Providers with an ongoing relationship with the patient may be communicated in ROL segments immediately following the PID/PD1 segments. Providers specific to an episode of care may be communicated in ROL segments immediately following the PV1/PV2 segments. Providers specific to a particular insurance carrier may be communicated in ROL segments immediately following the IN1/IN2/IN3 segments.

1210 One or more OBX segments may be present to carry “permanent observations” such as the patient weight or height.

### 3.31.7.3.4 Expected actions

The receiver shall update the patient’s status to indicate that the visit has started.

1215 The receiver shall report the result of this operation (success / error) in an acknowledgment message returned to the sender.

In case an inpatient encounter is already opened, the outpatient encounter is still recorded by the receiver. This is not a situation of conflict and no error condition is raised.

## 3.31.7.4 Discharge/End Visit (ADT^A03^ADT\_A03)

### 3.31.7.4.1 Trigger Event

1220 This message is sent by a Patient Encounter Supplier to notify a Patient Encounter Consumer that a patient’s stay at a healthcare facility has ended. Inpatient encounters are generally closed by an A03. Outpatient encounters may or may not be closed by an A03, depending on the healthcare organization policies.

MSH-9 is valued **ADT^A03^ADT\_A03**.

### 1225 3.31.7.4.2 Message Static Definition

**Table 3.31-10: Static definition of message ADT^A03^ADT\_A03**

Segment	Meaning	Usage	Card.	HL7 chapter
MSH	Message Header	R	[1..1]	2
SFT	Software Segment	O	[0..*]	2
EVN	Event Type	R	[1..1]	2
PID	Patient Identification	R	[1..1]	3
PD1	Additional Demographics	O	[0..1]	3

Segment	Meaning	Usage	Card.	HL7 chapter
ROL	Role	O	[0..*]	15
NK1	Next of Kin / Associated Parties	O	[0..*]	3
PV1	Patient Visit	R	[1..1]	3
PV2	Patient Visit – Additional Info	X	[0..0]	3
ROL	Role	O	[0..*]	15
DB1	Disability Information	O	[0..*]	3
AL1	Allergy Information	O	[0..*]	3
DG1	Diagnosis Information	O	[0..*]	6
DRG	Diagnosis Related Group	O	[0..1]	6
---	--- PROCEDURE begin	O	[0..*]	
PR1	Procedures	R	[1..1]	6
ROL	Role	O	[0..*]	15
---	--- PROCEDURE end			
OBX	Observation/Result	O	[0..*]	7
GT1	Guarantor	O	[0..*]	6
---	--- INSURANCE begin	O	[0..*]	
IN1	Insurance	R	[1..1]	6
IN2	Insurance Additional Info.	O	[0..1]	6
IN3	Insurance Additional Info - Cert.	O	[0..1]	6
ROL	Role	O	[0..*]	15
---	--- INSURANCE end			
ACC	Accident Information	O	[0..1]	6
PDA	Patient Death and Autopsy	O	[0..1]	3

### 3.31.7.4.3 Comments on segment usage

1230 Field *PV1-3-assigned patient location* is used to indicate the patient's last location prior to discharge (or end of visit).

Field *PV1-45-discharge date/time* is used to carry either the date and time of discharge (for an inpatient) or the date and time that the visit ended (for an outpatient).

1235 Providers with an ongoing relationship with the patient may be communicated in ROL segments immediately following the PID/PD1 segments. Providers specific to an episode of care may be communicated in ROL segments immediately following the PV1/PV2 segments. Providers specific to a particular insurance carrier may be communicated in ROL segments immediately following the IN1/IN2/IN3 segments.

If the patient is deceased, fields *PID-29-Patient Death Date and Time* and *PID-30-Patient Death Indicator* shall be populated.

### 1240 3.31.7.4.4 Expected actions

The receiver shall update the patient's status to "discharged" (or "visit ended").

The receiver shall report the result of this operation (success / error) in an acknowledgment message returned to the sender.

1245 In case this Movement conflicts with the current situation of the patient (no inpatient nor outpatient visit opened for this patient) the message is discarded but no error condition is raised.

### 3.31.7.5 Cancel Discharge/End Visit – ADT^A13^ADT\_A01

#### 3.31.7.5.1 Trigger Event

1250 This message is sent by a Patient Encounter Supplier to a Patient Encounter Consumer to cancel a previous notification (via trigger event A03) that a patient’s stay at a healthcare facility had ended.

MSH-9 is valued ADT^A13^ADT\_A01.

#### 3.31.7.5.2 Message Static Definition

**Table 3.31-11: Static definition of message ADT^A13^ADT\_A01**

Segment	Meaning	Usage	Card.	HL7 chapter
MSH	Message Header	R	[1..1]	2
SFT	Software Segment	O	[0..*]	2
EVN	Event Type	R	[1..1]	2
PID	Patient Identification	R	[1..1]	3
PD1	Additional Demographics	O	[0..1]	3
ROL	Role	O	[0..*]	15
NK1	Next of Kin / Associated Parties	O	[0..*]	3
PV1	Patient Visit	R	[1..1]	3
PV2	Patient Visit – Additional Info	O	[0..1]	3
ROL	Role	O	[0..*]	15
DB1	Disability Information	O	[0..*]	3
OBX	Observation/Result	O	[0..*]	7
AL1	Allergy Information	O	[0..*]	3
DG1	Diagnosis Information	O	[0..*]	6
DRG	Diagnosis Related Group	O	[0..1]	6
---	--- PROCEDURE begin	O	[0..*]	
PR1	Procedures	R	[1..1]	6
ROL	Role	O	[0..*]	15
---	--- PROCEDURE end			
GT1	Guarantor	O	[0..*]	6
---	--- INSURANCE begin	O	[0..*]	
IN1	Insurance	R	[1..1]	6
IN2	Insurance Additional Info.	O	[0..1]	6
IN3	Insurance Additional Info - Cert.	O	[0..1]	6



Segment	Meaning	Usage	Card.	HL7 chapter
ROL	Role	O	[0..*]	15
---	--- INSURANCE end			
ACC	Accident Information	O	[0..1]	6
UB1	Universal Bill Information	O	[0..1]	6
UB2	Universal Bill 92 Information	O	[0..1]	6
PDA	Patient Death and Autopsy	O	[0..1]	3

1255 **3.31.7.5.3 Comments on segment usage**

Field *PV1-3-patient location* shall contain the patient’s location after the cancellation has been processed. This may be different from the patient’s location prior to the discharge/end visit notification.

**3.31.7.5.4 Expected actions**

1260 The receiver shall reset the patient’s status to its value prior to the receipt of the discharge/end visit message, and shall update the patient’s location to the value in field PV1-3-patient location. The receiver shall report the result of this operation (success / error) in an acknowledgment message returned to the sender.

1265 In case this Movement conflicts with the current situation of the patient (no prior discharge received) the message is discarded but no error condition is raised.

**3.31.7.6 Update Patient Information (ADT^A08^ADT\_A01)**

**3.31.7.6.1 Trigger Event**

1270 This message is sent by a Patient Encounter Supplier to notify a Patient Encounter Consumer that some non-movement-related information (such as address, date of birth, etc.) has changed for a patient. It is used when information about the patient has changed not related to any other trigger event.

MSH-9 is valued ADT^A08^ADT\_A01.

**3.31.7.6.2 Message Static Definition**

1275 **Table 3.31-12: Static definition of message ADT^A08^ADT\_A01**

Segment	Meaning	Usage	Card.	HL7 chapter
MSH	Message Header	R	[1..1]	2
SFT	Software Segment	O	[0..*]	2
EVN	Event Type	R	[1..1]	2
PID	Patient Identification	R	[1..1]	3
PD1	Additional Demographics	O	[0..1]	3
ROL	Role	O	[0..*]	15

Segment	Meaning	Usage	Card.	HL7 chapter
NK1	Next of Kin / Associated Parties	O	[0..*]	3
PV1	Patient Visit	R	[1..1]	3
PV2	Patient Visit – Additional Info	O	[0..1]	3
ROL	Role	O	[0..*]	15
DB1	Disability Information	O	[0..*]	3
OBX	Observation/Result	O	[0..*]	7
AL1	Allergy Information	O	[0..*]	3
DG1	Diagnosis Information	O	[0..*]	6
DRG	Diagnosis Related Group	O	[0..1]	6
---	--- PROCEDURE begin	O	[0..*]	
PR1	Procedures	R	[1..1]	6
ROL	Role	O	[0..*]	15
---	--- PROCEDURE end			
GT1	Guarantor	O	[0..*]	6
---	--- INSURANCE begin	O	[0..*]	
IN1	Insurance	R	[1..1]	6
IN2	Insurance Additional Info.	O	[0..1]	6
IN3	Insurance Additional Info - Cert.	O	[0..1]	6
ROL	Role	O	[0..*]	15
---	--- INSURANCE end			
ACC	Accident Information	O	[0..1]	6
UB1	Universal Bill Information	O	[0..1]	6
UB2	Universal Bill 92 Information	O	[0..1]	6
PDA	Patient Death and Autopsy	O	[0..1]	3

### 3.31.7.6.3 Comments on segment usage

1280 Providers with an ongoing relationship with the patient may be communicated in ROL segments immediately following the PID/PD1 segments. Providers specific to an episode of care may be communicated in ROL segments immediately following the PV1/PV2 segments. Providers specific to a particular insurance carrier may be communicated in ROL segments immediately following the IN1/IN2/IN3 segments.

One or more OBX segments may be present to carry “permanent observations” such as the patient weight or height.

### 3.31.7.6.4 Expected actions

1285 The receiver shall update the patient record in its database to contain the information in the message.

The receiver shall report the result of this operation (success / error) in an acknowledgment message returned to the sender.

1290 In case this Movement conflicts with the current situation of the patient (no active encounter for this patient, or the patient is unknown) the message is discarded but no error condition is raised.

### 3.31.7.7 Pre-Admit (ADT^A05^ADT\_A05)

#### 3.31.7.7.1 Trigger Event

1295 This message is sent by a Patient Encounter Supplier to a Patient Encounter Consumer to communicate information that has been collected about a patient to be admitted as an inpatient (or to be registered as an outpatient).

MSH-9 is valued ADT^A05^ADT\_A05.

#### 3.31.7.7.2 Message Static Definition

**Table 3.31-13: Static definition of message ADT^A05^ADT\_A05**

Segment	Meaning	Usage	Card.	HL7 chapter
MSH	Message Header	R	[1..1]	2
SFT	Software Segment	O	[0..*]	2
EVN	Event Type	R	[1..1]	2
PID	Patient Identification	R	[1..1]	3
PD1	Additional Demographics	O	[0..1]	3
ROL	Role	O	[0..*]	15
NK1	Next of Kin / Associated Parties	O	[0..*]	3
PV1	Patient Visit	R	[1..1]	3
PV2	Patient Visit – Additional Info	X	[0..0]	3
ROL	Role	O	[0..*]	15
DB1	Disability Information	O	[0..*]	3
OBX	Observation/Result	O	[0..*]	7
AL1	Allergy Information	O	[0..*]	3
DG1	Diagnosis Information	O	[0..*]	6
DRG	Diagnosis Related Group	O	[0..1]	6
---	--- PROCEDURE begin	O	[0..*]	
PR1	Procedures	R	[1..1]	6
ROL	Role	O	[0..*]	15
---	--- PROCEDURE end			
GT1	Guarantor	O	[0..*]	6
---	--- INSURANCE begin	O	[0..*]	
IN1	Insurance	R	[1..1]	6
IN2	Insurance Additional Info.	O	[0..1]	6
IN3	Insurance Additional Info - Cert.	O	[0..1]	6
ROL	Role	O	[0..*]	15
---	--- INSURANCE end			

Segment	Meaning	Usage	Card.	HL7 chapter
ACC	Accident Information	O	[0..1]	6
UB1	Universal Bill Information	O	[0..1]	6
UB2	Universal Bill 92 Information	O	[0..1]	6
PDA	Patient Death and Autopsy	O	[0..1]	3

1300 **3.31.7.7.3 Comments on segment usage**

Field *PV2-8-expected admit date/time* is used to carry the expected date and time when the patient is to be admitted (or registered).

1305 Providers with an ongoing relationship with the patient may be communicated in ROL segments immediately following the PID/PD1 segments. Providers specific to an episode of care may be communicated in ROL segments immediately following the PV1/PV2 segments. Providers specific to a particular insurance carrier may be communicated in ROL segments immediately following the IN1/IN2/IN3 segments.

One or more OBX segments may be present to carry “permanent observations” such as the patient weight or height.

1310 **3.31.7.7.4 Expected actions**

The receiver shall update the patient’s status to pre-admitted.

The receiver shall report the result of this operation (success / error) in an acknowledgment message returned to the sender.

1315 There is no particular potential conflict between this Movement and any previously received message related to the same patient.

If the receiver does not support the Inpatient/Outpatient Encounter Management option of this transaction, it shall application-reject the message (see ITI TF-2x: C.2.3).

**3.31.7.8 Cancel Pre-Admit – ADT^A38^ADT\_A38**

**3.31.7.8.1 Trigger Event**

1320 This message is sent by a Patient Encounter Supplier to a Patient Encounter Consumer to cancel a previous notification (via trigger event A08) that a patient was to be updated to pre-admitted (or pre-registered) status.

MSH-9 is valued **ADT^A38^ADT\_A38**.

**3.31.7.8.2 Message Static Definition**

1325

**Table 3.31-14: Static definition of message ADT^A38^ADT\_A38**

Segment	Meaning	Usage	Card.	HL7 chapter
MSH	Message Header	R	[1..1]	2

Segment	Meaning	Usage	Card.	HL7 chapter
SFT	Software Segment	O	[0..*]	2
EVN	Event Type	R	[1..1]	2
PID	Patient Identification	R	[1..1]	3
PD1	Additional Demographics	O	[0..1]	3
PV1	Patient Visit	R	[1..1]	3
PV2	Patient Visit – Additional Info	O	[0..1]	3
DB1	Disability Information	O	[0..*]	3
OBX	Observation/Result	O	[0..*]	7
DG1	Diagnosis Information	O	[0..*]	6
DRG	Diagnosis Related Group	O	[0..*]	6

**3.31.7.8.3 Comments on segment usage**

None.

**3.31.7.8.4 Expected actions**

1330 The receiver shall reset the patient’s status to its value prior to the receipt of the pre-admit message.

The receiver shall report the result of this operation (success / error) in an acknowledgment message returned to the sender.

1335 In case this Movement conflicts with the current situation of the patient (no pre-admit registered for this patient, or the patient is unknown) the message is discarded but no error condition is raised.

If the receiver does not support the Inpatient/Outpatient Encounter Management option of this transaction, it shall application-reject the message (see ITI TF-2x: C.2.3).

**3.31.7.9 Change Outpatient to Inpatient (ADT^A06^ADT\_A06)**

1340 **3.31.7.9.1 Trigger Event**

This message is sent by a Patient Encounter Supplier to notify a Patient Encounter Consumer that it has been decided to admit a patient that was formerly in a non-admitted status, such as Emergency.

MSH-9 is valued ADT^A06^ADT\_A06.

1345 **3.31.7.9.2 Message Static Definition**

**Table 3.31-15: Static definition of message ADT^A06^ADT\_A06**

Segment	Meaning	Usage	Card.	HL7 chapter
MSH	Message Header	R	[1..1]	2

Segment	Meaning	Usage	Card.	HL7 chapter
SFT	Software Segment	O	[0..*]	2
EVN	Event Type	R	[1..1]	2
PID	Patient Identification	R	[1..1]	3
PD1	Additional Demographics	O	[0..1]	3
ROL	Role	O	[0..*]	15
MRG	Merge Information	C	[0..1]	3
NK1	Next of Kin / Associated Parties	O	[0..*]	3
PV1	Patient Visit	R	[1..1]	3
PV2	Patient Visit – Additional Info	X	[0..0]	3
ROL	Role	O	[0..*]	15
DB1	Disability Information	O	[0..*]	3
OBX	Observation/Result	O	[0..*]	7
AL1	Allergy Information	O	[0..*]	3
DG1	Diagnosis Information	O	[0..*]	6
DRG	Diagnosis Related Group	O	[0..1]	6
---	--- PROCEDURE begin	O	[0..*]	
PR1	Procedures	R	[1..1]	6
ROL	Role	O	[0..*]	15
---	--- PROCEDURE end			
GT1	Guarantor	O	[0..*]	6
---	--- INSURANCE begin	O	[0..*]	
IN1	Insurance	R	[1..1]	6
IN2	Insurance Additional Info.	O	[0..1]	6
IN3	Insurance Additional Info - Cert.	O	[0..1]	6
ROL	Role	O	[0..*]	15
---	--- INSURANCE end			
ACC	Accident Information	O	[0..1]	6
UB1	Universal Bill Information	O	[0..1]	6
UB2	Universal Bill 92 Information	O	[0..1]	6

### 3.31.7.9.3 Comments on segment usage

1350 The new patient location should appear in *PV1-3 - Assigned Patient Location* while the old patient location (if different) should appear in *PV1-6 - Prior Patient Location*.

Condition predicate on use of the segment MRG:

1355 A change from outpatient to inpatient status may be accompanied by the closing of the outpatient account and the opening of an inpatient account. This may be expressed by populating the outpatient account number into *MRG-3-prior account number* and the inpatient account number into *PID-18-patient account number*. The use of the MRG segment in this case is strictly conventional and is not intended to communicate an actual merge.

1360 Providers with an ongoing relationship with the patient may be communicated in ROL segments immediately following the PID/PD1 segments. Providers specific to an episode of care may be communicated in ROL segments immediately following the PV1/PV2 segments. Providers specific to a particular insurance carrier may be communicated in ROL segments immediately following the IN1/IN2/IN3 segments.

One or more OBX segments may be present to carry “permanent observations” such as the patient weight or height.

1365 **3.31.7.9.4 Expected actions**

The receiver shall update the patient’s class to “inpatient,” and if necessary shall update the patient’s location to the value in field *PV1-3-patient location*.

If the MRG segment is included, the receiver shall update the patient’s account number from the value in *MRG-3-prior account number* to the value in *PID-18-patient account number*.

1370 The receiver shall report the result of this operation (success / error) in an acknowledgment message returned to the sender.

In case this Movement conflicts with the current situation of the patient (no active outpatient encounter is known for this patient, or the patient is unknown) the message is still processed and initiates a new inpatient encounter for a possibly new patient, and no error condition is raised.

1375 If the receiver does not support the Inpatient/Outpatient Encounter Management option of this transaction, it shall application-reject the message (see ITI TF-2x: C.2.3).

**3.31.7.10 Change Inpatient to Outpatient (ADT^A07^ADT\_A06)**

**3.31.7.10.1 Trigger Event**

1380 This message is sent by a Patient Encounter Supplier to notify a Patient Encounter Consumer that a patient is no longer in an “admitted” status, but is still being seen for an episode of care.

MSH-9 is valued **ADT^A07^ADT\_A06**.

**3.31.7.10.2 Message Static Definition**

**Table 3.31-16: Static definition of message ADT^A07^ADT\_A06**

Segment	Meaning	Usage	Card.	HL7 chapter
MSH	Message Header	R	[1..1]	2
SFT	Software Segment	O	[0..*]	2
EVN	Event Type	R	[1..1]	2
PID	Patient Identification	R	[1..1]	3
PD1	Additional Demographics	O	[0..1]	3
ROL	Role	O	[0..*]	15
MRG	Merge Information	C	[0..1]	3
NK1	Next of Kin / Associated Parties	O	[0..*]	3

Segment	Meaning	Usage	Card.	HL7 chapter
PV1	Patient Visit	R	[1..1]	3
PV2	Patient Visit – Additional Info	X	[0..0]	3
ROL	Role	O	[0..*]	15
DB1	Disability Information	O	[0..*]	3
OBX	Observation/Result	O	[0..*]	7
AL1	Allergy Information	O	[0..*]	3
DG1	Diagnosis Information	O	[0..*]	6
DRG	Diagnosis Related Group	O	[0..1]	6
---	--- PROCEDURE begin	O	[0..*]	
PR1	Procedures	R	[1..1]	6
ROL	Role	O	[0..*]	15
---	--- PROCEDURE end			
GT1	Guarantor	O	[0..*]	6
---	--- INSURANCE begin	O	[0..*]	
IN1	Insurance	R	[1..1]	6
IN2	Insurance Additional Info.	O	[0..1]	6
IN3	Insurance Additional Info - Cert.	O	[0..1]	6
ROL	Role	O	[0..*]	15
---	--- INSURANCE end			
ACC	Accident Information	O	[0..1]	6
UB1	Universal Bill Information	O	[0..1]	6
UB2	Universal Bill 92 Information	O	[0..1]	6

### 1385 3.31.7.10.3 Comments on segment usage

The new patient location should appear in *PV1-3 - Assigned Patient Location* while the old patient location (if different) should appear in *PV1-6 - Prior Patient Location*.

Condition predicate on use of the segment MRG:

1390 A change from inpatient to outpatient status may be accompanied by the closing of the inpatient account and the opening of an outpatient account. This may be expressed by populating the inpatient account number into *MRG-3-prior account number* and the outpatient account number into *PID-18-patient account number*. The use of the MRG segment in this case is strictly conventional and is not intended to communicate an actual merge.

1395 Providers with an ongoing relationship with the patient may be communicated in ROL segments immediately following the PID/PD1 segments. Providers specific to an episode of care may be communicated in ROL segments immediately following the PV1/PV2 segments. Providers specific to a particular insurance carrier may be communicated in ROL segments immediately following the IN1/IN2/IN3 segments.

1400 One or more OBX segments may be present to carry “permanent observations” such as the patient weight or height.



**3.31.7.10.4 Expected actions**

The receiver shall update the patient’s class to “outpatient,” and if necessary shall update the patient’s location to the value in field *PVI-3-patient location*.

1405 If the MRG segment is included, the receiver shall update the patient’s account number from the value in *MRG-3-prior account number* to the value in *PID-18-patient account number*.

The receiver shall report the result of this operation (success / error) in an acknowledgment message returned to the sender.

1410 In case this Movement conflicts with the current situation of the patient (no active inpatient encounter is known for this patient, or the patient is unknown) the message is still processed and initiates a new outpatient encounter for a possibly new patient, and no error condition is raised.

If the receiver does not support the Inpatient/Outpatient Encounter Management option of this transaction, it shall application-reject the message (see ITI TF-2x: C.2.3).

**3.31.7.11 Transfer a Patient (ADT^A02^ADT\_A02)**

1415 **3.31.7.11.1 Trigger Event**

This message is sent by a Patient Encounter Supplier to notify a Patient Encounter Consumer that a patient is being transferred from one location to another. The new location will be reflected in the institution’s bed census.

MSH-9 is valued **ADT^A02^ADT\_A02**.

1420 **3.31.7.11.2 Message Static Definition**

**Table 3.31-17: Static definition of message ADT^A02^ADT\_A02**

Segment	Meaning	Usage	Card.	HL7 chapter
MSH	Message Header	R	[1..1]	2
SFT	Software Segment	O	[0..*]	2
EVN	Event Type	R	[1..1]	2
PID	Patient Identification	R	[1..1]	3
PD1	Additional Demographics	O	[0..1]	3
ROL	Role	O	[0..*]	15
PV1	Patient Visit	R	[1..1]	3
PV2	Patient Visit – Additional Info	O	[0..1]	3
ROL	Role	O	[0..*]	15
DB1	Disability Information	O	[0..*]	3
OBX	Observation/Result	O	[0..*]	7
PDA	Patient Death and Autopsy	O	[0..1]	3

**3.31.7.11.3 Comments on segment usage**

1425 The new patient location should appear in *PV1-3 - Assigned Patient Location* while the old patient location should appear in *PV1-6 - Prior Patient Location*.

Providers with an ongoing relationship with the patient may be communicated in ROL segments immediately following the PID/PD1 segments. Providers specific to an episode of care may be communicated in ROL segments immediately following the PV1/PV2 segments.

1430 One or more OBX segments may be present to carry “permanent observations” such as the patient weight or height.

Segment DG1 should be used to communicate diagnosis information only if it is necessary to communicate with a receiver that is using a version of HL7 prior to V2.5.

**3.31.7.11.4 Expected actions**

The receiver shall update the patient’s location to the value in field *PV1-3-patient location*.

1435 The receiver shall report the result of this operation (success / error) in an acknowledgment message returned to the sender.

1440 In case this Movement conflicts with the current situation of the patient (no active inpatient encounter is known for this patient, or the patient is unknown or the known patient location was not the one declared in PV1-6) the message is still processed, the new situation is registered (the encounter and the patient are created if needed) and no error condition is raised.

If the receiver does not support the Inpatient/Outpatient Encounter Management option of this transaction, it shall application-reject the message (see ITI TF-2x: C.2.3).

**3.31.7.12 Cancel Transfer – ADT^A12^ADT\_A12**

**3.31.7.12.1 Trigger Event**

1445 This message is sent by a Patient Encounter Supplier to a Patient Encounter Consumer to cancel a previous notification (via trigger event A02) that a patient was being moved from one location to another.

MSH-9 is valued **ADT^A12^ADT\_A12**.

**3.31.7.12.2 Message Static Definition**

1450

**Table 3.31-18: Static definition of message ADT^A12^ADT\_A12**

Segment	Meaning	Usage	Card.	HL7 chapter
MSH	Message Header	R	[1..1]	2
SFT	Software Segment	O	[0..*]	2
EVN	Event Type	R	[1..1]	2
PID	Patient Identification	R	[1..1]	3
PD1	Additional Demographics	O	[0..1]	3

Segment	Meaning	Usage	Card.	HL7 chapter
PV1	Patient Visit	R	[1..1]	3
PV2	Patient Visit – Additional Info	O	[0..1]	3
DB1	Disability Information	O	[0..*]	3
OBX	Observation/Result	O	[0..*]	7
DG1	Diagnosis Information	X	[0..0]	6

### 3.31.7.12.3 Comments on segment usage

Field *PV1-3-patient location* shall contain the patient's location prior to the transfer.

### 3.31.7.12.4 Expected actions

1455 The receiver shall reset the patient's location to the value in field *PV1-11-temporary location* or to the value in field *PV1-3-patient location*, as appropriate.

The receiver shall report the result of this operation (success / error) in an acknowledgment message returned to the sender.

1460 In case this Movement conflicts with the current situation of the patient (no transfer previously notified, or encounter unknown, or patient unknown) the message is discarded, and no error condition is raised.

If the receiver does not support the Inpatient/Outpatient Encounter Management option of this transaction, it shall application-reject the message (see ITI TF-2x: C.2.3).

### 3.31.7.13 Pending Admit (ADT^A14^ADT\_A05)

#### 1465 3.31.7.13.1 Trigger Event

This message is sent by a Patient Encounter Supplier to notify a Patient Encounter Consumer that it is planned to admit a patient.

MSH-9 is valued **ADT^A14^ADT\_A05**.

#### 3.31.7.13.2 Message Static Definition

1470

**Table 3.31-19: Static definition of message ADT^A14^ADT\_A05**

Segment	Meaning	Usage	Card.	HL7 chapter
MSH	Message Header	R	[1..1]	2
SFT	Software Segment	O	[0..*]	2
EVN	Event Type	R	[1..1]	2
PID	Patient Identification	R	[1..1]	3
PD1	Additional Demographics	O	[0..1]	3
ROL	Role	O	[0..*]	15
NK1	Next of Kin / Associated Parties	O	[0..*]	3

Segment	Meaning	Usage	Card.	HL7 chapter
PV1	Patient Visit	R	[1..1]	3
PV2	Patient Visit – Additional Info	X	[0..0]	3
ROL	Role	O	[0..*]	15
DB1	Disability Information	O	[0..*]	3
OBX	Observation/Result	O	[0..*]	7
AL1	Allergy Information	O	[0..*]	3
DG1	Diagnosis Information	O	[0..*]	6
DRG	Diagnosis Related Group	O	[0..1]	6
---	--- PROCEDURE begin	O	[0..*]	
PR1	Procedures	R	[1..1]	6
ROL	Role	O	[0..*]	15
---	--- PROCEDURE end			
GT1	Guarantor	O	[0..*]	6
---	--- INSURANCE begin	O	[0..*]	
IN1	Insurance	R	[1..1]	6
IN2	Insurance Additional Info.	O	[0..1]	6
IN3	Insurance Additional Info - Cert.	O	[0..1]	6
ROL	Role	O	[0..*]	15
---	--- INSURANCE end			
ACC	Accident Information	O	[0..1]	6
UB1	Universal Bill Information	O	[0..1]	6
UB2	Universal Bill 92 Information	O	[0..1]	6
PDA	Patient Death and Autopsy	O	[0..1]	3

### 3.31.7.13.3 Comments on segment usage

Field *PV2-8-expected admit date/time* is used to carry the expected date and time when the patient is to be admitted.

1475 One or more OBX segments may be present to carry “permanent observations” such as the patient weight or height.

### 3.31.7.13.4 Expected actions

The receiver shall update the patient’s status to “pending admit”.

1480 The receiver shall report the result of this operation (success / error) in an acknowledgment message returned to the sender.

There is no particular potential conflict between this Movement and any previously received message related to the same patient.

If the receiver does not support the Pending Event Management option of this transaction, it shall application-reject the message (see ITI TF-2x: C.2.3).

1485 **3.31.7.14 Cancel Pending Admit – ADT^A27^ADT\_A21**

**3.31.7.14.1 Trigger Event**

This message is sent by a Patient Encounter Supplier to a Patient Encounter Consumer to cancel a previous notification (via trigger event A14) that a patient was expected to be admitted.

MSH-9 is valued **ADT^A27^ADT\_A21**.

1490 **3.31.7.14.2 Message Static Definition**

**Table 3.31-20: Static definition of message ADT^A27^ADT\_A21**

Segment	Meaning	Usage	Card.	HL7 chapter
MSH	Message Header	R	[1..1]	2
SFT	Software Segment	O	[0..*]	2
EVN	Event Type	R	[1..1]	2
PID	Patient Identification	R	[1..1]	3
PD1	Additional Demographics	O	[0..1]	3
PV1	Patient Visit	R	[1..1]	3
PV2	Patient Visit – Additional Info	O	[0..1]	3
DB1	Disability Information	O	[0..*]	3
OBX	Observation/Result	O	[0..*]	7

**3.31.7.14.3 Comments on segment usage**

1495 One or more OBX segments may be present to carry “permanent observations” such as the patient weight or height.

**3.31.7.14.4 Expected actions**

The receiver shall reset the patient’s status to its value prior to the receipt of the “pending admit” message.

1500 The receiver shall report the result of this operation (success / error) in an acknowledgment message returned to the sender.

In case this Movement conflicts with the current situation of the patient (no pending admit previously notified, or patient unknown) the message is discarded, and no error condition is raised.

1505 If the receiver does not support the Pending Event Management option of this transaction, it shall application-reject the message (see ITI TF-2x: C.2.3).

**3.31.7.15 Pending Transfer (ADT^A15^ADT\_A15)****3.31.7.15.1 Trigger Event**

This message is sent by a Patient Encounter Supplier to notify a Patient Encounter Consumer that it is planned to transfer a patient.

1510 MSH-9 is valued **ADT^A15^ADT\_A15**.

**3.31.7.15.2 Message Static Definition****Table 3.31-21: Static definition of message ADT^A15^ADT\_A15**

Segment	Meaning	Usage	Card.	HL7 chapter
MSH	Message Header	R	[1..1]	2
SFT	Software Segment	O	[0..*]	2
EVN	Event Type	R	[1..1]	2
PID	Patient Identification	R	[1..1]	3
PD1	Additional Demographics	O	[0..1]	3
ROL	Role	O	[0..*]	15
PV1	Patient Visit	R	[1..1]	3
PV2	Patient Visit – Additional Info	O	[0..1]	3
ROL	Role	O	[0..*]	15
DB1	Disability Information	O	[0..*]	3
OBX	Observation/Result	O	[0..*]	7
DG1	Diagnosis Information	O	[0..*]	6

**3.31.7.15.3 Comments on segment usage**

1515 Providers with an ongoing relationship may be communicated in ROL segments immediately following the PID/PD1 segments. Providers specific to an episode of care may be communicated in ROL segments immediately following the PV1/PV2 segments.

One or more OBX segments may be present to carry “permanent observations” such as the patient weight or height.

1520 Segment DG1 should be used to communicate diagnosis information only if it is necessary to communicate with a receiver that is using a version of HL7 prior to V2.5.

The planned date for this pending transfer is given in field EVN-3 of segment EVN. See ITI TF-2b: 3.30.5.2.

**3.31.7.15.4 Expected actions**

1525 The receiver shall record that a transfer is pending for this patient.

The receiver shall report the result of this operation (success / error) in an acknowledgment message returned to the sender.

In case this Movement conflicts with the current situation of the patient (no active inpatient encounter, or patient unknown) the message is discarded, and no error condition is raised.

1530 If the receiver does not support the Pending Event Management option of this transaction, it shall application-reject the message (see ITI TF-2x: C.2.3).

**3.31.7.16 Cancel Pending Transfer – ADT^A26^ADT\_A21**

**3.31.7.16.1 Trigger Event**

1535 This message is sent by a Patient Encounter Supplier to a Patient Encounter Consumer to cancel a previous notification (via trigger event A25) that it was planned to transfer a patient.

MSH-9 is valued ADT^A26^ADT\_A21.

**3.31.7.16.2 Message Static Definition**

**Table 3.31-22: Static definition of message ADT^A26^ADT\_A21**

Segment	Meaning	Usage	Card.	HL7 chapter
MSH	Message Header	R	[1..1]	2
SFT	Software Segment	O	[0..*]	2
EVN	Event Type	R	[1..1]	2
PID	Patient Identification	R	[1..1]	3
PD1	Additional Demographics	O	[0..1]	3
PV1	Patient Visit	R	[1..1]	3
PV2	Patient Visit – Additional Info	O	[0..1]	3
DB1	Disability Information	O	[0..*]	3
OBX	Observation/Result	O	[0..*]	7

1540 **3.31.7.16.3 Comments on segment usage**

One or more OBX segments may be present to carry “permanent observations” such as the patient weight or height.

The planned date for the pending transfer that is cancelled, is given in field EVN-3 of segment EVN. See ITI TF-2b: 3.30.5.2.

1545 **3.31.7.16.4 Expected actions**

The receiver shall reset the patient’s status to the value immediately before the Pending Transfer message was received.

The receiver shall report the result of this operation (success / error) in an acknowledgment message returned to the sender.

1550 In case this Movement conflicts with the current situation of the patient (no pending transfer known, or no active inpatient encounter, or patient unknown) the message is discarded, and no error condition is raised.

If the receiver does not support the Pending Event Management option of this transaction, it shall application-reject the message (see ITI TF-2x: C.2.3).

1555 **3.31.7.17 Pending Discharge (ADT^A16^ADT\_A16)**

**3.31.7.17.1 Trigger Event**

This message is sent by a Patient Encounter Supplier to notify a Patient Encounter Consumer that it is planned to discharge a patient.

MSH-9 is valued ADT^A16^ADT\_A16.

1560 **3.31.7.17.2 Message Static Definition**

**Table 3.31-23: Static definition of message ADT^A16^ADT\_A16**

Segment	Meaning	Usage	Card.	HL7 chapter
MSH	Message Header	R	[1..1]	2
SFT	Software Segment	O	[0..*]	2
EVN	Event Type	R	[1..1]	2
PID	Patient Identification	R	[1..1]	3
PD1	Additional Demographics	O	[0..1]	3
ROL	Role	O	[0..*]	15
NK1	Next of Kin / Associated Parties	O	[0..*]	3
PV1	Patient Visit	R	[1..1]	3
PV2	Patient Visit – Additional Info	RE	[0..1]	3
ROL	Role	O	[0..*]	15
DB1	Disability Information	O	[0..*]	3
OBX	Observation/Result	O	[0..*]	7
AL1	Allergy Information	O	[0..*]	3
DG1	Diagnosis Information	O	[0..*]	6
DRG	Diagnosis Related Group	O	[0..1]	6
---	--- PROCEDURE begin	O	[0..*]	
PR1	Procedures	R	[1..1]	6
ROL	Role	O	[0..*]	15
---	--- PROCEDURE end			
GT1	Guarantor	O	[0..*]	6
---	--- INSURANCE begin	O	[0..*]	
IN1	Insurance	R	[1..1]	6
IN2	Insurance Additional Info.	O	[0..1]	6
IN3	Insurance Additional Info - Cert.	O	[0..1]	6



Segment	Meaning	Usage	Card.	HL7 chapter
ROL	Role	O	[0..*]	15
---	--- INSURANCE end			
ACC	Accident Information	O	[0..1]	6

### 3.31.7.17.3 Comments on segment usage

1565 Field *PV2-9-expected discharge date/time* is used to carry the expected date and time when the patient is to be discharged.

One or more OBX segments may be present to carry “permanent observations” such as the patient weight or height.

### 3.31.7.17.4 Expected actions

The receiver shall update the patient’s status to “pending discharge”.

1570 The receiver shall report the result of this operation (success / error) in an acknowledgment message returned to the sender.

In case this Movement conflicts with the current situation of the patient (no active inpatient encounter, or patient unknown) the message is discarded, and no error condition is raised.

1575 If the receiver does not support the Pending Event Management option of this transaction, it shall application-reject the message (see ITI TF-2x: C.2.3).

## 3.31.7.18 Cancel Pending Discharge – ADT^A25^ADT\_A21

### 3.31.7.18.1 Trigger Event

This message is sent by a Patient Encounter Supplier to a Patient Encounter Consumer to cancel a previous notification (via trigger event A16) that a patient was expected to be discharged.

1580 MSH-9 is valued **ADT^A25^ADT\_A21**.

### 3.31.7.18.2 Message Static Definition

**Table 3.31-24: Static definition of message ADT^A25^ADT\_A21**

Segment	Meaning	Usage	Card.	HL7 chapter
MSH	Message Header	R	[1..1]	2
SFT	Software Segment	O	[0..*]	2
EVN	Event Type	R	[1..1]	2
PID	Patient Identification	R	[1..1]	3
PD1	Additional Demographics	O	[0..1]	3
PV1	Patient Visit	R	[1..1]	3
PV2	Patient Visit – Additional Info	O	[0..1]	3
DB1	Disability Information	O	[0..*]	3

Segment	Meaning	Usage	Card.	HL7 chapter
OBX	Observation/Result	O	[0..*]	7

**3.31.7.18.3 Comments on segment usage**

1585 One or more OBX segments may be present to carry “permanent observations” such as the patient weight or height.

**3.31.7.18.4 Expected actions**

The receiver shall reset the patient’s status to its value prior to the receipt of the “pending discharge” message.

1590 The receiver shall report the result of this operation (success / error) in an acknowledgment message returned to the sender.

In case this Movement conflicts with the current situation of the patient (no pending discharge known, or no active inpatient encounter, or patient unknown) the message is discarded, and no error condition is raised.

1595 If the receiver does not support the Pending Event Management option of this transaction, it shall application-reject the message (see ITI TF-2x: C.2.3).

**3.31.7.19 Change Attending Doctor – ADT^A54^ADT\_A54**

**3.31.7.19.1 Trigger Event**

1600 This message is sent by a Patient Encounter Supplier to notify a Patient Encounter Consumer that there has been a change in the doctor responsible for the patient’s treatment.

MSH-9 is valued **ADT^A54^ADT\_A54**.

**3.31.7.19.2 Message Static Definition**

**Table 3.31-25: Static definition of message ADT^A54^ADT\_A54**

Segment	Meaning	Usage	Card.	HL7 chapter
MSH	Message Header	R	[1..1]	2
SFT	Software Segment	O	[0..*]	2
EVN	Event Type	R	[1..1]	2
PID	Patient Identification	R	[1..1]	3
PD1	Additional Demographics	O	[0..1]	3
ROL	Role	O	[0..*]	15
PV1	Patient Visit	R	[1..1]	3
PV2	Patient Visit – Additional Info	O	[0..1]	3
ROL	Role	O	[0..*]	15

1605 **3.31.7.19.3 Comments on segment usage**

Field *PV1-7-attending doctor* shall contain the new attending doctor.

Providers with an ongoing relationship may be communicated in ROL segments immediately following the PID/PD1 segments. Providers specific to an episode of care may be communicated in ROL segments immediately following the PV1/PV2 segments.

1610 Field *ROL-4-role begin date/time* and *ROL-5-role end date/time* are used to communicate the begin and end date and time of the attending doctor (or of the admitting, consulting, and/or referring doctor, as appropriate and as designated in *ROL-7-role code*). When segment ROL is used to communicate this information, field *ROL-2-action code* should be valued UP.

**3.31.7.19.4 Expected actions**

1615 The receiver shall record the patient's new attending doctor.

The receiver shall report the result of this operation (success / error) in an acknowledgment message returned to the sender.

1620 In case this Movement conflicts with the current situation of the patient (no active inpatient or outpatient encounter, or patient unknown) the message is discarded, but no error condition is raised. If the receiver does not support the Advanced Encounter Management option of this transaction, it shall application-reject the message (see ITI TF-2x: C.2.3).

**3.31.7.20 Cancel Change Attending Doctor – ADT^A55^ADT\_A52****3.31.7.20.1 Trigger Event**

1625 This message is sent by a Patient Encounter Supplier to cancel a previous notification to a Patient Encounter Consumer of a change to the patient's attending doctor.

MSH-9 is valued **ADT^A55^ADT\_A52**.

**3.31.7.20.2 Message Static Definition****Table 3.31-26: Static definition of message ADT^A55^ADT\_A52**

Segment	Meaning	Usage	Card.	HL7 chapter
MSH	Message Header	R	[1..1]	2
SFT	Software Segment	O	[0..*]	2
EVN	Event Type	R	[1..1]	2
PID	Patient Identification	R	[1..1]	3
PD1	Additional Demographics	O	[0..1]	3
PV1	Patient Visit	R	[1..1]	3
PV2	Patient Visit – Additional Info	O	[0..1]	3

1630 **3.31.7.20.3 Comments on segment usage**

Field *PVI-7-attending doctor* shall contain the patient’s attending doctor prior to the notification of change.

**3.31.7.20.4 Expected actions**

1635 The receiver shall reset the patient’s attending doctor to the value in field *PVI-7-attending doctor*.

The receiver shall report the result of this operation (success / error) in an acknowledgment message returned to the sender.

1640 In case this Movement conflicts with the current situation of the patient (no active inpatient or outpatient encounter, or patient unknown) the message is discarded, but no error condition is raised.

If the receiver does not support the Advanced Encounter Management option of this transaction, it shall application-reject the message (see ITI TF-2x: C.2.3).

**3.31.7.21 Patient Goes on a Leave of Absence – ADT^A21^ADT\_A21**

**3.31.7.21.1 Trigger Event**

1645 This message is sent by a Patient Encounter Supplier to notify a Patient Encounter Consumer that a patient has left the healthcare institution temporarily.

MSH-9 is valued **ADT^A21^ADT\_A21**.

**3.31.7.21.2 Message Static Definition**

1650 **Table 3.31-27: Static definition of message ADT^A21^ADT\_A21**

Segment	Meaning	Usage	Card.	HL7 chapter
MSH	Message Header	R	[1..1]	2
SFT	Software Segment	O	[0..*]	2
EVN	Event Type	R	[1..1]	2
PID	Patient Identification	R	[1..1]	3
PD1	Additional Demographics	O	[0..1]	3
PV1	Patient Visit	R	[1..1]	3
PV2	Patient Visit – Additional Info	O	[0..1]	3
DB1	Disability Information	O	[0..*]	3
OBX	Observation/Result	O	[0..*]	7

**3.31.7.21.3 Comments on segment usage**

Field *EVN-6-event occurred* shall contain the date and time that the patient actually left the institution. *PV2-47-expected LOA return* shall contain the date and time that the patient is expected to return from the leave of absence.

1655 One or more OBX segments may be present to carry “permanent observations” such as the patient weight or height.

**3.31.7.21.4 Expected actions**

The receiver shall record that the patient has left the institution on a leave of absence.

1660 The receiver shall report the result of this operation (success / error) in an acknowledgment message returned to the sender.

In case this Movement conflicts with the current situation of the patient (no active encounter, or patient unknown) the message is discarded, but no error condition is raised.

If the receiver does not support the Advanced Encounter Management option of this transaction, it shall application-reject the message (see ITI TF-2x: C.2.3).

1665 **3.31.7.22 Cancel Leave of Absence for a Patient – ADT^A52^ADT\_A52**

**3.31.7.22.1 Trigger Event**

This message is sent by a Patient Encounter Supplier to cancel a previous notification to a Patient Encounter Consumer that a patient had left the healthcare institution temporarily.

MSH-9 is valued **ADT^A52^ADT\_A52**.

1670 **3.31.7.22.2 Message Static Definition**

**Table 3.31-28: Static definition of message ADT^A52^ADT\_A52**

Segment	Meaning	Usage	Card.	HL7 chapter
MSH	Message Header	R	[1..1]	2
SFT	Software Segment	O	[0..*]	2
EVN	Event Type	R	[1..1]	2
PID	Patient Identification	R	[1..1]	3
PD1	Additional Demographics	O	[0..1]	3
PV1	Patient Visit	R	[1..1]	3
PV2	Patient Visit – Additional Info	O	[0..1]	3

**3.31.7.22.3 Comments on segment usage**

1675 Field *EVN-6-event occurred* shall contain the date and time that the leave of absence was cancelled.

**3.31.7.22.4 Expected actions**

The receiver shall cancel the patient's leave of absence.

The receiver shall report the result of this operation (success / error) in an acknowledgment message returned to the sender.

1680 In case this Movement conflicts with the current situation of the patient (no leave of absence previously notified, or no active encounter, or patient unknown) the message is discarded, but no error condition is raised.

If the receiver does not support the Advanced Encounter Management option of this transaction, it shall application-reject the message (see ITI TF-2x: C.2.3).

1685 **3.31.7.23 Patient Returns from a Leave of Absence – ADT^A22^ADT\_A21**

**3.31.7.23.1 Trigger Event**

This message is sent by a Patient Encounter Supplier to notify a Patient Encounter Consumer that a patient has returned from a leave of absence.

MSH-9 is valued **ADT^A22^ADT\_A21**.

1690 **3.31.7.23.2 Message Static Definition**

**Table 3.31-29: Static definition of message ADT^A22^ADT\_A21**

Segment	Meaning	Usage	Card.	HL7 chapter
MSH	Message Header	R	[1..1]	2
SFT	Software Segment	O	[0..*]	2
EVN	Event Type	R	[1..1]	2
PID	Patient Identification	R	[1..1]	3
PD1	Additional Demographics	O	[0..1]	3
PV1	Patient Visit	R	[1..1]	3
PV2	Patient Visit – Additional Info	O	[0..1]	3
DB1	Disability Information	O	[0..*]	3
OBX	Observation/Result	O	[0..*]	7

**3.31.7.23.3 Comments on segment usage**

1695 Field *EVN-6-event occurred* shall contain the date and time that the patient actually returned from the leave of absence. *PV2-47-expected LOA return* shall contain the date and time that the patient was expected to return from the leave of absence.

One or more OBX segments may be present to carry “permanent observations” such as the patient weight or height.

**3.31.7.23.4 Expected actions**

1700 The receiver shall record that the patient has returned from the leave of absence.  
 The receiver shall report the result of this operation (success / error) in an acknowledgment message returned to the sender.  
 In case this Movement conflicts with the current situation of the patient (no leave of absence previously notified, or no active encounter, or patient unknown) the message is discarded, but no error condition is raised.  
 1705 If the receiver does not support the Advanced Encounter Management option of this transaction, it shall application-reject the message (see ITI TF-2x: C.2.3).

**3.31.7.24 Cancel Patient Return from a Leave of Absence – ADT^A53^ADT\_A52**

1710 **3.31.7.24.1 Trigger Event**

This message is sent by a Patient Encounter Supplier to cancel a previous notification to a Patient Encounter Consumer that a patient had returned from a leave of absence.  
 MSH-9 is valued **ADT^A53^ADT\_A52**.

**3.31.7.24.2 Message Static Definition**

1715

**Table 3.31-30: Static definition of message ADT^A53^ADT\_A52**

Segment	Meaning	Usage	Card.	HL7 chapter
MSH	Message Header	R	[1..1]	2
SFT	Software Segment	O	[0..*]	2
EVN	Event Type	R	[1..1]	2
PID	Patient Identification	R	[1..1]	3
PD1	Additional Demographics	O	[0..1]	3
PV1	Patient Visit	R	[1..1]	3
PV2	Patient Visit – Additional Info	O	[0..1]	3

**3.31.7.24.3 Comments on segment usage**

Field *EVN-6-event occurred* shall contain the date and time that the return from leave of absence was cancelled. *PV2-47-expected LOA return* shall contain the date and time that the patient is expected to return from the leave of absence.  
 1720

**3.31.7.24.4 Expected actions**

The receiver shall cancel the patient’s return from leave of absence.  
 The receiver shall report the result of this operation (success / error) in an acknowledgment message returned to the sender.

1725 In case this Movement conflicts with the current situation of the patient (no return from leave of absence previously notified, or no active encounter, or patient unknown) the message is discarded, but no error condition is raised.

If the receiver does not support the Advanced Encounter Management option of this transaction, it shall application-reject the message (see ITI TF-2x: C.2.3).

1730 **3.31.7.25 Move account information – ADT^A44^ADT\_A43**

**3.31.7.25.1 Trigger Event**

This message is sent by a Patient Encounter Supplier to notify a Patient Encounter Consumer that an account previously associated with one patient is now associated with another patient.

MSH-9 is valued **ADT^A44^ADT\_A43**.

1735 **3.31.7.25.2 Message Static Definition**

**Table 3.31-31: Static definition of message ADT^A44^ADT\_A43**

Segment	Meaning	Usage	Card.	HL7 chapter
MSH	Message Header	R	[1..1]	2
SFT	Software Segment	O	[0..*]	2
EVN	Event Type	R	[1..1]	2
---	--- PATIENT begin	R	[1..*]	
PID	Patient Identification	R	[1..1]	3
PD1	Additional Demographics	O	[0..1]	3
MRG	Merge Information	R	[1..1]	3
---	--- PATIENT end			

**3.31.7.25.3 Comments on segment usage**

None.

1740 **3.31.7.25.4 Expected actions**

The receiver shall associate the account in *MRG-3-prior patient account number* with the patient in *PID-3-patient identifier list*, and shall remove associations of that account with the patient in *MRG-1-prior patient identifier list*.

1745 The receiver shall report the result of this operation (success / error) in an acknowledgment message returned to the sender.

In case this message conflicts with the current situation (account unknown or supplier patient unknown) the message is discarded, but no error condition is raised.

If the receiver does not support the Advanced Encounter Management option of this transaction, it shall application-reject the message (see ITI TF-2x: C.2.3).



1750 **3.31.7.26 Patient Departing – Tracking (ADT^A09^ADT\_A09)****3.31.7.26.1 Trigger Event**

This message is only used within the context of the “Temporary Patient Transfers Tracking” option.

1755 This message is sent by a Patient Encounter Supplier to notify a Patient Encounter Consumer that a patient has departed a location without the patient’s official bed census location having changed. The HL7 standard describes three situations that qualify as non-census location changes: (a) patient tracking (i.e., pre-notification before an official transfer), (b) the patient is in transit between locations for some time, (c) a notification of temporary location change. This IHE transaction only uses the latter: notification of temporary location change.

1760 MSH-9 is valued **ADT^A09^ADT\_A09**.

**3.31.7.26.2 Message Static Definition****Table 3.31-32: Static definition of message ADT^A09^ADT\_A09**

Segment	Meaning	Usage	Card.	HL7 chapter
MSH	Message Header	R	[1..1]	2
SFT	Software Segment	O	[0..*]	2
EVN	Event Type	R	[1..1]	2
PID	Patient Identification	R	[1..1]	3
PD1	Additional Demographics	O	[0..1]	3
PV1	Patient Visit	R	[1..1]	3
PV2	Patient Visit – Additional Info	O	[0..1]	3
DB1	Disability Information	O	[0..*]	3
OBX	Observation/Result	O	[0..*]	7
DG1	Diagnosis Information	O	[0..*]	6

**3.31.7.26.3 Comments on segment usage**

1765 If the patient has left for a non-temporary location (tracking), then field *PV1-3-patient location* shall contain the patient’s new location and field *PV1-6-prior patient location* shall contain the patient’s old location.

If the patient will be in transit for some time, then field *PV1-42-pending location* shall contain the new location and field *PV1-6-prior patient location* shall contain the patient’s old location.

1770 If the patient is moving to a temporary location, then field *PV1-11-temporary location* shall contain the new temporary location. If the patient is moving from a temporary location, then field *PV1-43-prior temporary location* shall contain the old temporary location. If the patient is moving from a permanent location, then field *PV1-6-prior patient location* shall contain the old permanent location.

1775 One or more OBX segments may be present to carry “permanent observations” such as the patient weight or height.

Segment DG1 should be used to communicate diagnosis information only if it is necessary to communicate with a receiver that is using a version of HL7 prior to V2.5.

**3.31.7.26.4 Expected actions**

1780 The receiver shall reset the patient’s location to the value in field *PV1-11-temporary location*, field *PV1-42-pending location*, or field *PV1-3-patient location*, as appropriate.

The receiver shall report the result of this operation (success / error) in an acknowledgment message returned to the sender.

1785 In case this message conflicts with the current situation the message is discarded, but no error condition is raised.

If the receiver does not support the Temporary Patient Location Tracking option of this transaction, it shall application-reject the message (see ITI TF-2x: C.2.3).

**3.31.7.27 Cancel Patient Departing – Tracking – ADT^A33^ADT\_A21**

**3.31.7.27.1 Trigger Event**

1790 This message is only used within the context of the “Temporary Patient Transfers Tracking” option. This message is sent by a Patient Encounter Supplier to a Patient Encounter Consumer to cancel a previous notification (via trigger event A09) that a patient has departed a location without the patient’s official bed census location having changed.

MSH-9 is valued **ADT^A33^ADT\_A21**.

1795 **3.31.7.27.2 Message Static Definition**

**Table 3.31-33: Static definition of message ADT^A33^ADT\_A21**

Segment	Meaning	Usage	Card.	HL7 chapter
MSH	Message Header	R	[1..1]	2
SFT	Software Segment	O	[0..*]	2
EVN	Event Type	R	[1..1]	2
PID	Patient Identification	R	[1..1]	3
PD1	Additional Demographics	O	[0..1]	3
PV1	Patient Visit	R	[1..1]	3
PV2	Patient Visit – Additional Info	O	[0..1]	3
DB1	Disability Information	O	[0..*]	3
OBX	Observation/Result	O	[0..*]	7

**3.31.7.27.3 Comments on segment usage**

1800 If the patient was in a non-temporary location, then field *PVI-3-patient location* shall contain the patient’s location prior to the erroneous A09 event. If the patient was in a temporary location, then field *PVI-11-temporary location* shall contain the patient’s location prior to the erroneous A09 event.

One or more OBX segments may be present to carry “permanent observations” such as the patient weight or height.

1805 **3.31.7.27.4 Expected actions**

The receiver shall reset the patient’s location to the value in field *PVI-11-temporary location* or to the value in field *PVI-3-patient location*, as appropriate.

The receiver shall report the result of this operation (success / error) in an acknowledgment message returned to the sender.

1810 In case this message conflicts with the current situation the message is discarded, but no error condition is raised.

If the receiver does not support the Temporary Patient Location Tracking option of this transaction, it shall application-reject the message (see ITI TF-2x: C.2.3).

**3.31.7.28 Patient Arriving – Tracking – ADT^A10^ADT\_A09**

1815 **3.31.7.28.1 Trigger Event**

This message is only used within the context of the “Temporary Patient Transfers Tracking” option.

1820 This message is sent by a Patient Encounter Supplier to a Patient Encounter Consumer as a notification that a patient has arrived at a new location without the patient’s official bed census location having changed. The HL7 standard describes three varieties of these non-census location changes involving three different kinds of notification: (a) an unofficial notification of location change prior to the official notification of patient tracking, (b) the patient is in transit between locations for some time, (c) a notification of a temporary location change. This IHE transaction only uses the latter: notification of temporary location change.

1825 MSH-9 is valued **ADT^A10^ADT\_A09**.

**3.31.7.28.2 Message Static Definition**

**Table 3.31-34: Static definition of message ADT^A10^ADT\_A09**

Segment	Meaning	Usage	Card.	HL7 chapter
MSH	Message Header	R	[1..1]	2
SFT	Software Segment	O	[0..*]	2
EVN	Event Type	R	[1..1]	2

Segment	Meaning	Usage	Card.	HL7 chapter
PID	Patient Identification	R	[1..1]	3
PD1	Additional Demographics	O	[0..1]	3
PV1	Patient Visit	R	[1..1]	3
PV2	Patient Visit – Additional Info	O	[0..1]	3
DB1	Disability Information	O	[0..*]	3
OBX	Observation/Result	O	[0..*]	7
DG1	Diagnosis Information	X	[0..0]	6

### 3.31.7.28.3 Comments on segment usage

1830 If the patient is arriving at a temporary location, field *PV1-11-temporary location* shall indicate this temporary location. If the patient is moving from one temporary location to another, then field *PV1-43-prior temporary location* may also be used.

If the patient is arriving at a permanent location from a temporary location, field *PV1-3-patient location* shall be used for the new location and field *PV1-43-prior temporary location* shall be used for the old location.

1835

One or more OBX segments may be present to carry “permanent observations” such as the patient weight or height.

### 3.31.7.28.4 Expected actions

1840 The receiver shall update the patient’s location to the value in field *PV1-11-temporary location* or to the value in field *PV1-3-patient location*, as appropriate.

The receiver shall report the result of this operation (success / error) in an acknowledgment message returned to the sender.

In case this message conflicts with the current situation the message is discarded, but no error condition is raised.

1845 If the receiver does not support the Temporary Patient Location Tracking option of this transaction, it shall application-reject the message (see ITI TF-2x: C.2.3).

## 3.31.7.29 Cancel Patient Arriving – Tracking – ADT^A32^ADT\_A21

### 3.31.7.29.1 Trigger Event

1850 This message is sent by a Patient Encounter Supplier to a Patient Encounter Consumer to cancel a previous notification (via trigger event A10) that a patient arrived at a location without the patient’s official bed census location having changed, as for example when the patient arrives at a diagnostic or treatment service.

MSH-9 is valued **ADT^A32^ADT\_A21**.

**3.31.7.29.2 Message Static Definition**

1855

**Table 3.31-35: Static definition of message ADT^A32^ADT\_A21**

Segment	Meaning	Usage	Card.	HL7 chapter
MSH	Message Header	R	[1..1]	2
SFT	Software Segment	O	[0..*]	2
EVN	Event Type	R	[1..1]	2
PID	Patient Identification	R	[1..1]	3
PD1	Additional Demographics	O	[0..1]	3
PV1	Patient Visit	R	[1..1]	3
PV2	Patient Visit – Additional Info	O	[0..1]	3
DB1	Disability Information	O	[0..*]	3
OBX	Observation/Result	O	[0..*]	7

**3.31.7.29.3 Comments on segment usage**

1860 If the patient was in a non-temporary location, then field *PV1-3 - Assigned Patient Location* may contain (if known) the original patient location prior to the erroneous A10 (patient arriving-tracking) event. If the patient was in a temporary location, then field *PV1-11 - Temporary Location* may contain (if known) the original patient location prior to the erroneous A10 (patient arriving-tracking) event.

One or more OBX segments may be present to carry “permanent observations” such as the patient weight or height.

**1865 3.31.7.29.4 Expected actions**

If field *PV1-3 - Assigned Patient Location* is populated, the receiver shall reset the patient’s permanent location to the value contained in that field. If field *PV1-11 - Temporary Location* is populated, the receiver shall reset the patient’s permanent location to the value contained in that field.

1870 The receiver shall report the result of this operation (success / error) in an acknowledgment message returned to the sender.

In case this message conflicts with the current situation the message is discarded, but no error condition is raised.

1875 If the receiver does not support the Temporary Patient Location Tracking option of this transaction, it shall application-reject the message (see ITI TF-2x: C.2.3).

**3.31.7.30 Update Patient Movement Information – ADT^Z99^ADT\_A01****3.31.7.30.1 Trigger Event**

This message is only used within the context of the “Historic Movement Management” option.

1880

It is sent by a Patient Encounter Supplier to a Patient Encounter Consumer to communicate an update of a Movement, which can be the current Movement or a historic one.

MSH-9 is valued **ADT^Z99^ADT\_A01**.

### 3.31.7.30.2 Message Static Definition

**Table 3.31-36: Static definition of message ADT^Z99^ADT\_A01**

Segment	Meaning	Usage	Card.	HL7 chapter
MSH	Message Header	R	[1..1]	2
SFT	Software Segment	O	[0..*]	2
EVN	Event Type	R	[1..1]	2
PID	Patient Identification	R	[1..1]	3
PD1	Additional Demographics	O	[0..1]	3
ROL	Role	O	[0..*]	15
NK1	Next of Kin / Associated Parties	O	[0..*]	3
PV1	Patient Visit	R	[1..1]	3
PV2	Patient Visit – Additional Info	O	[0..1]	3
ZBE	Movement segment	R	[1..1]	
ROL	Role	O	[0..*]	15
DB1	Disability Information	O	[0..*]	3
OBX	Observation/Result	O	[0..*]	7
AL1	Allergy Information	O	[0..*]	3
DG1	Diagnosis Information	O	[0..*]	6
DRG	Diagnosis Related Group	O	[0..1]	6
---	--- PROCEDURE begin	O	[0..*]	
PR1	Procedures	R	[1..1]	6
ROL	Role	O	[0..*]	15
---	--- PROCEDURE end			
GT1	Guarantor	O	[0..*]	6
---	--- INSURANCE begin	O	[0..*]	
IN1	Insurance	R	[1..1]	6
IN2	Insurance Additional Info.	O	[0..1]	6
IN3	Insurance Additional Info - Cert.	O	[0..1]	6
ROL	Role	O	[0..*]	15
---	--- INSURANCE end			
ACC	Accident Information	O	[0..1]	6
UB1	Universal Bill Information	O	[0..1]	6
UB2	Universal Bill 92 Information	O	[0..1]	6
PDA	Patient Death and Autopsy	O	[0..1]	3

1885 **3.31.7.30.3 Comments on segment usage**

The ZBE segment is mandatory in this message. See the description of this segment in ITI TF-2b: 3.31.6.1.

**3.31.7.30.4 Expected actions**

1890 Otherwise, the receiver shall update the Movement in its database, and shall report the result of this operation (success / error) in an acknowledgment message returned to the sender.

If the receiver does not know the Movement to be updated (identified by ZBE-3 in the ZBE segment), it discards the message and raises an error condition.

A receiver not supporting the Historic Movement Management option shall application-reject the message (see ITI TF-2x: C.2.3).

1895 **3.31.7.31 Merge two patients - ADT^A40^ADT\_A39****3.31.7.31.1 Trigger Event**

1900 The Patient Encounter Supplier notifies the merge of records for a patient that was incorrectly filed under two different identifiers. This message is only used to merge two patient identifiers of the same type, or two lists of patient identifiers, it is not supposed to update other patient demographics information. The A08 trigger event should be used for this purpose.

MSH-9 is valued **ADT^A40^ADT\_A39**.

**3.31.7.31.2 Message Static Definition**1905 **Table 3.31-37: Static definition of message ADT^Z40^ADT\_A39**

Segment	Meaning	Usage	Card.	HL7 chapter
MSH	Message Header	R	[1..1]	2
SFT	Software Segment	O	[0..*]	2
EVN	Event Type	R	[1..1]	2
---	--- PATIENT begin	R	[1..1]	
PID	Patient Identification	R	[1..1]	3
PD1	Additional Demographics	O	[0..1]	3
MRG	Merge Information	R	[1..1]	3
PV1	Patient Visit	X	[0..0]	3
---				

**3.31.7.31.3 Comments on segment usage**

This transaction makes unrepeatable the PATIENT segment group: The message can communicate only one merge operation for one patient.

1910 The “incorrect supplier identifier” identified in the MRG segment (*MRG-1-Prior Patient Identifier List*) is to be merged with the required “correct target identifier” of the same “identifier type code” component identified in the PID segment (*PID-3-Patient Identifier List*). The “incorrect supplier identifier” would then logically never be referenced in future transactions.

The PV1 segment is not supported by IHE in this message.

#### 3.31.7.31.4 Expected actions

1915 The receiver shall merge the two patients in its data base, and shall report the result of this operation (success / error) in an acknowledgment message returned to the sender.

If the receiver does not recognize the target patient identifiers, it shall perform a Change Patient Identifier List instead of a Merge.

1920 If the receiver does not recognize the supplier patient identifiers to be merged, it shall take no action. This situation is not an error.

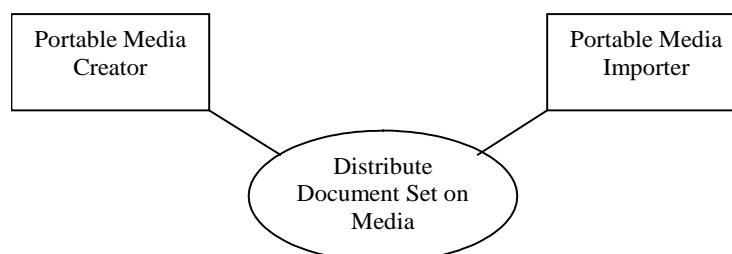
### 3.32 Distribute Document Set on Media

This section corresponds to Transaction ITI-32 of the IHE IT Infrastructure Technical Framework. Transaction ITI-32 is used by the Portable Media Creator to create the media content and by Portable Media Importer to read the media content.

#### 1925 3.32.1 Scope

In the Distribute Document Set on Media transaction the Portable Media Creator sends information to media reading actors by means of Interchange Media where it stores the information.

#### 3.32.2 Use Case Roles



1930

**Actor:** Portable Media Creator

**Role:** Assemble the media content and store it on the media to be distributed.

**Actor:** Portable Media Importer

1935 **Role:** Read the Document Submission Set content of distributed media in order to access the document(s) and the relevant metadata and perform import of the documents on the media.



### 3.32.3 Referenced Standard

ITI TF-3: 4 Metadata used in Document Sharing profiles

DICOM PS 3.10 Media Storage and File Format for Data Interchange (DICOM file format).  
<http://dicom.nema.org/>

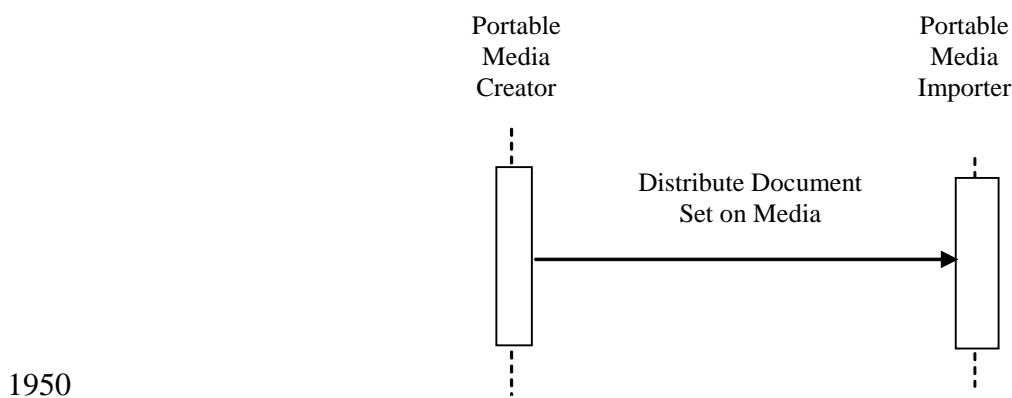
1940 DICOM PS 3.12 Media Formats and Physical Media for Data Interchange, Annex F - 120mm CD-R media, Annex R - USB Connected Removable Devices, Annex V - ZIP File Over Media, and Annex W - Email Media. <http://dicom.nema.org/>

XHTML™ 1.0 The Extensible HyperText Markup Language (Second Edition). A Reformulation of HTML 4 in XML 1.0. W3C Recommendation 26 January 2000, revised 1 August 2002.  
 1945 <http://www.w3.org/TR/xhtml1>.

XHTML™ Basic. W3C Recommendation 19 December 2000. <http://www.w3.org/TR/xhtml-basic>.

MDN: RFC 3798 Message Disposition Notification. <http://www.rfc-editor.org/rfc/rfc3798.txt>

### 3.32.4 Interaction Diagram



#### 3.32.4.1 Distribute Document Set on Media

This transaction defines the interchange of XDS document submission sets on media. It specifies the requirements for a directory structure, and the physical media where stored.

1955 The file directory structure restrictions and file organization are specified below. These are based on industry standard file systems with restrictions chosen based on experience with demonstrated interoperability in the field of reliable exchange. These are defined in Part 10 of the DICOM standard and summarized below.

The media that are supported are:

- 1960 • CD-R media. The physical media specification used for the storage on CD-R is a restricted subset of the widely used CD-R media. The restrictions were chosen to ensure interoperability and media reliability. The standard directory and file structure can be recorded to the CD-R media by widely available software, but this software must be set to comply with the interoperability restrictions on recording format. This media

- 1965 specification relies on the healthcare experience gained by CD-R media widely used in radiology and cardiology. It is defined by Annex F in Part 12 of the DICOM standard and is also used in the IHE Radiology PDI profile for the interchange of images,
- USB Removable Devices. This media specification encompasses a wide range of USB connected flash media, removable storage devices, etc. The standard directory and file structure can be recorded onto any of these media by any system that supports the USB Removable Device type defined by the USB Implementers Forum. This specification is defined in Annex R in Part 12 of the DICOM standard.
- 1970
- Email transport of ZIP files. This media specification defines the encoding of the directory and file structure as an ordinary ZIP file (maintaining the directory structure) and attaches that ZIP file to an email message. Some additional constraints are added to the email message header to facilitate recognizing the message. This specification is defined in the annexes to part 12 of the DICOM standard called: ZIP File Media and Email media. The ZIP over Email Response option enables the Portable Media Importer to send an acknowledgment message to the Portable Media Importer.
- 1975

#### 3.32.4.1.1 Trigger Events

- 1980 The user at the Portable Media Creator wishes to transport information by the creation and transport of interchange media. The Portable Media Creator assembles the Interchange Media content and stores it on the media.

If the ZIP over Email Response option is supported, the Portable Media Importer shall detect whether the Import was successful or not.

#### 1985 3.32.4.1.2 Message Semantics

The message semantics of this transaction are described in terms of content specifications for the media.

- 1990 The Portable Media Creator shall be able to include one or multiple Submission Set(s), including document(s) and associated metadata. Additionally it shall include a *README.TXT* file and an *INDEX.HTM* and associated files for use to display the media content using a simple browser. It may include other files and directories that the Portable Media Importer will ignore.

#### 3.32.4.1.2.1 Media File system and File Naming Restrictions


The following restrictions are needed to ensure broad interoperability:

- Strict ISO 9660 Level 1 compliance for filenames and directories, even on non-CDR media.
  - Strict ISO 9660 Level 1 compliance for recording methods on CDR media. This means no packet writing.
  - Filenames should not be in lower case, nor have lower case equivalent file names encoded as Joliet or Rock Ridge extensions to the ISO 9660 file system.
- 1995

- 2000
- Only file and folder names referenced by the DICOMDIR file are restricted to 8 characters with no extension. Specifically, it is not permitted to name DICOM files based on their SOP Instance UID, since that would exceed the 8 character limit and use the illegal period character, and it is not permitted to add a “.dcm” extension or similar.

2005 Note: Refer to RAD TF-3: Appendix E of the IHE Radiology Technical Framework for a reference to common implementation misinterpretations and/or errors that are detrimental to interoperability.

### 3.32.4.1.2.2 Content Organization Overview



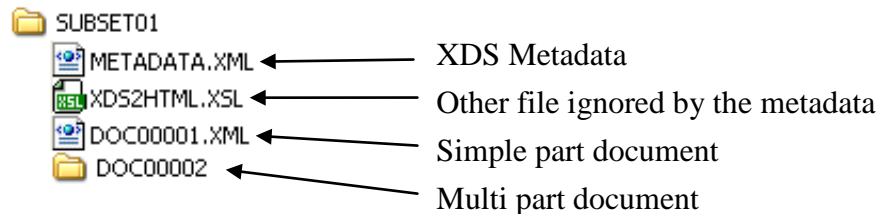
**Figure 3.32.4.1-1: General structure of the media**

The media shall contain at the “root” directory level, as shown in the figure above:

- 2010
- An IHE\_XDM directory.
  - Two files for helping to access the content of the media: *README.TXT* and *INDEX.HTM*
  - An Autorun file or equivalent shall not be present in the root directory. Executable files may be present, but shall not be configured to start automatically.

2015 As shown in the figure above, the *IHE\_XDM* directory shall contain one sub-directory per submission set included on the media.

There may be other files present on the media for other purposes, (e.g., use in compliance with the IHE Radiology PDI profile). The presence or absence of these files shall not affect performance of this transaction.



**Figure 3.32.4.1-2: Structure of a submission set directory on the media**

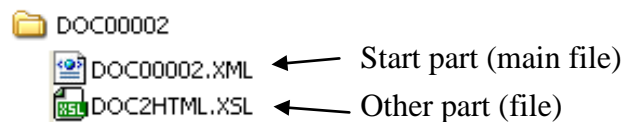
As shown on the figure above, each submission set directory shall contain:

- A *METADATA.XML* file containing the XDS Registry metadata, as described in ITI TF-3: 4.3.1.2.2. This shall include the metadata as specified in ITI TF-3: Table 4.3.1.1-3

2025 Metadata Attribute Optionality. This may include XDSFolder objects, associations, and other metadata contents. There is no relationship between an XDSFolder and a media directory, although some people do call media directories “folders”. The metadata for the submission set shall include unique and different submissionTime.

- One file for each “simple part” document referenced in the metadata as an XSDDocumentEntry
- 2030 • One sub-directory for each “multipart” document referenced in the metadata as an XSDDocumentEntry (see ITI TF-3: Table 4.2.3.2-1, attribute mimeType set to “multipart/related”)
- Potentially other files and directories that are ignored by the Portable Media Importer

2035 The “multipart” document shall be structured as one sub-directory containing all the parts as file, including the “start” part corresponding to the main file to be open by the “multipart” document viewer. An example of “multipart” document is shown in figure 3.32.4.1-3.



**Figure 3.32.4.1-3: Structure on the media of a directory which is functionally equivalent to a “XDS multipart document”**

2040

The URI element of the metadata describing a file that is present on this media shall point to the file containing the document, through a relative URL which corresponds to the file name for simple part document and to the concatenation of the sub-directory and the main file name for “multipart” document (e.g., DOC00002/DOC00002.XML). Note that in cases where the files are not located within this media directory for the Submission Set, it is possible that the relative URL may begin with “../” so that a single copy the document can be present for multiple purposes.

2045

In figure 3.32.4.1-2, the METADATA.XML file of the Submission Set stored in the SUBSET01 directory will contain many XSDDocumentEntry objects having their elements set as follows (see table 4.1-5, URI attribute for details):

2050

```
<ExtrinsicObject id="Document1" mimeType="text/xml"... (with URI set to
"DOC00001.XML")
<ExtrinsicObject id="Document2" mimeType="text/xml"... (with URI set to
"DOC00002/DOC00002.XML")
```

2055

The file named *INDEX.HTM* in the root directory shall be encoded in compliance with the XHTML Basic recommendation from W3C. It may contain a description of the submission sets, including especially:

- Patient ID and demographics
- Source Facility information

2060

Note: XDM Distribute Document Set on Media Transaction does not require that all the submission sets included in the media are relative to the same patient.

It may also describe other content which is on the media, including the means to launch any executable that may be present on the media.

There shall also be a *README.TXT* file located in the root directory that shall contain:

- 2065
  - Contact information regarding the Institution that created the media.
  - Information regarding the Application that created the media.
    - Name of the product application and software version
    - Contact information of the vendor of the application that created the media
  - General information about the overall organization of the interchange media. This is not intended to be specific to the content stored on this instance of interchange media, which if necessary should be placed in the *INDEX.HTM* file.
  - Information regarding the Media Viewer application (if a Media Viewer is contained)
    - Operating system(s) supported
    - Name of the product application and software version
- 2070
  - Contact information of vendor that provided the Media Viewer application
  - Disclaimer statement about the intended usage of the application
  - List of minimum requirements
  - Additional information regarding the usage of the application
- 2075

2080 Note that generally the *README.TXT* file is independent of the clinical content of the media, i.e., the same *README.TXT* may be included on all media created by that application at that institution. Experience has shown that this kind of *README.TXT* file is very valuable for resolving problems.

2085 In addition, if the Portable Media Creator implements support for the Web Content Option of the PDI Profile then the *INDEX.HTM* file must meet the requirements of the PDI Profile Web Content Option.

The *INDEX.HTM* file located in the root directory shall contain:

- An informative header containing:
  - Identification of the institution that created the interchange media
  - Optionally, a disclaimer statement about privacy/security from the institution that created the interchange media
  - a link to an entry point for accessing the web content of the IHE\_PDI directory
  - a link to the *README.TXT* file
  - a link to additional non-constrained data (if it exists)
  - a manifest which lists the data that can be imported by a Portable Media Importer Actor. (i.e., all DICOM content on the media)
- 2090
- 2095

- a manifest which lists any patient-related data contained on the CD that cannot be imported (i.e., additional non-constrained content that doesn't have an importable DICOM equivalent on the media).
- a link to a launch point for a DICOM viewer, if present on the interchange media

2100 **3.32.4.1.2.3 Response message**

If the ZIP over Email Response option is supported and a response was requested, the Portable Media Importer shall send a response, based on the [MDN] mechanism, depending of the success of the Import operation:

- Success: the MDN “disposition-type” field is set to “displayed”
- Error: the MDN “disposition-type” field is set to “deleted” and the MDN “disposition-modifier” is set to “Error: xxxx” where “xxxx” is the text detailing the error.

Note 1: Older implementations of MDN might use “processed” instead of “display”. The current RFC has removed this option but Portable Media Creator should be prepared to receive it. If they receive it, they have to look in the error field to see whether there is an error.

2110 Note 2: The general mechanism for use of eMail is described in ITI TF-2x: Appendix T (Informative)

**3.32.4.1.3 Media Identification**

The Portable Media Creator actor may add a human-readable identification on the outside of the physical medium, reflecting the originating institution, the time of the creation and content of the media. The method of media marking is outside the scope of this transaction.

2115 If the ZIP over Email Response option is supported, Portable Media Creator shall be configurable to include in its message header the request for a response:

- “Disposition-Notification-To:”, followed by the email address to which Portable Media Importer shall send the response

2120 Then, the Portable Media Importer shall acknowledge this operation by sending a MDN response to the email address included in the message.

And finally, the Portable Media Creator shall consider that the import is successful unless:

- the disposition-modifier contains the word “error” or “failure”, case insensitive.

Note: This transaction does not specify how errors should be processed because the variety of appropriate responses is too great.

2125 If the ZIP over Email option is supported, the subject line of the email shall contain the phrase:

- XDM/1.0/DDM

Note: In case the same Email complies also with the DICOM Email, it is recommended that the subject contains the phrase: XDM/1.0/DDM+DICOM-ZIP

#### 3.32.4.1.4 Expected Actions

2130 The Portable Media Importer shall verify the integrity of the media by comparing their size and hash with the value of the corresponding entries in the METADATA.XML file of the relevant submission set directory. Mismatching documents shall be indicated to the user. Media faults shall be indicated to the user.

2135 If the XDM Portable Media Importer is grouped with a Content Consumer of one or more IHE Content Profiles, that actor is able to perform its processing on the documents it is designed to support.

Note: This awkward phrasing means that ability to process data on portable media is described by saying that the processing actor is grouped with a Portable Media Importer actor.

##### 3.32.4.1.4.1 Basic Patient Privacy Enforcement Option

2140 If the Basic Patient Privacy Enforcement Option is implemented:

1. The Portable Media Creator actor shall populate the confidentialityCode in the document metadata with the list of values that identify the sensitivity classifications that apply to the associated document. All documents submitted shall have confidentiality codes. The confidentiality codes for different documents in the same submission may be different.
- 2145 2. The Portable Media Creator actor shall be able to be configured with the Patient Privacy Policies, Patient Privacy Policy Identifiers (OIDs) and associated information necessary to understand and enforce the policies. The details of this are product specific and not specified by IHE.
- 2150 3. The Portable Media Creator actor may have user interface or business rule capabilities to determine the appropriate confidentiality codes for each document. The details of this are product specific and not specified by IHE.
- 2155 4. The Portable Media Importer actor shall be able to be configured with the Patient Privacy Policies, Patient Privacy Policy Identifiers (OIDs) and associated information necessary to understand and enforce the policies. The meanings of the codes on the media must be provided out of band, e.g., by telephone, fax, or email. The detail of how this is done is product specific and not specified by IHE. If the documents are transferred internally within the organization or to other members of the recipient's affinity domain, appropriate internal confidentiality codes shall be applied.
- 2160 5. The Portable Media Creator actor shall be able to publish the consent documents and any applicable digital signatures that apply to the collection of content that it has created on portable media.
6. The Portable Media Importer actor shall have the ability to coerce the confidentiality code in the metadata associated with the document from the codes used by the Exporter to the codes used by the Importer.

2165 The Portable Media Importer actor shall abide by the XDS Affinity Domain Policies represented by the confidentialityCode in the metadata associated with the document. The Portable Media Creator actor likely will have user access controls or business rule capabilities to determine the

2170 details of how confidentiality codes apply to query results. The details of this are product specific and not specified by IHE. These rules shall reduce the query results to only those that are appropriate to the current situation for that actor and user.

#### **3.32.4.1.5 Security considerations**

In the case of physical media, encryption of the CD-R or USB shall not be used.

2175 If the ZIP over Email option is supported, the transaction shall be secured by S/MIME (see IHE ATNA) and comply with the security process as defined in the DICOM Part 15 Appendix (Secure Use of ZIP File Media over Email). The security process requires the use of S/MIME to both encrypt and sign the message. The encryption is used to maintain confidentiality during the transport. The signature is used to maintain integrity during transport and indicates that the sender is authorized to send the message.

2180 Portable Media Creators that create media shall generate one or more ATNA “Export” events into the audit trail to describe the media creation event. These events shall describe each submission set and/or study that is exported.

Portable Media Importers that import media shall generate one or more ATNA “Import” events into the audit trail to describe the media import event. These events shall describe each submission set and/or study that is imported.

2185 **Note:** It is easy to build a partial implementation of actors in the XDM profile that lack the auditing capability. For example, a person can manually create media that comply with the requirements of the XDM media. It is possible that the manual process omits the generation of audit records for their activity. This would not be a compliant or complete implementation of the actors, but it is easy to make this kind of mistake.

2190 The Portable Media Importer shall check the hash value and size as found in the XDS metadata to detect corruption within the metadata or media. The Portable Media Importer shall notify the user if any errors are detected.

### **3.33 Intentionally Left Blank**

#### **3.34 Retrieve Form**

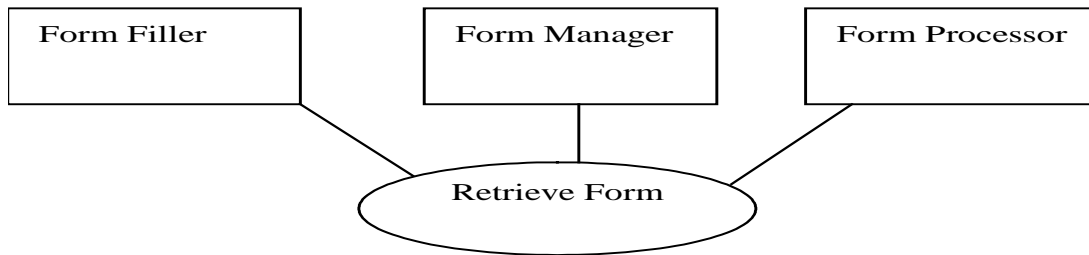
2195 This section corresponds to Transaction ITI-34 of the IHE IT Infrastructure Technical Framework. Transaction ITI-34 is used by the Form Filler and Form Manager or Form Processor actors.

##### **3.34.1 Scope**

2200 This transaction involves a Form Filler requesting a form from a Form Manager or Form Processor. The Form Filler has a formID, and possibly additional workflow information, obtained by a means that is outside the scope of this transaction. The Form Filler may also provide a form instance id to reference a previously submitted form. The Form Manager or Form Processor will return a form or URL corresponding to the given formID, and optionally a form instance id, or else it returns an error response. Forms are defined and constrained below by the format options.



2205 **3.34.2 Use Case Roles**



**Actor:** Form Filler

**Role:** A forms display and editing system capable of allowing form fields to be completed.

**Actor:** Form Manager

2210 **Role:** A system that provides forms based upon requests that provide specific formIDs, and optionally additional work flow data. . Form data is submitted to a Form Receiver.

**Actor:** Form Processor

**Role:** A system that provides forms based upon requests that provide specific formIDs, and optionally additional work flow data. Form data from this actor shall be submitted back to itself.

2215 **3.34.3 Referenced Standards**

Implementors of this transaction shall comply with all requirements described in ITI TF-2x: Appendix V: Web Services for IHE Transactions.

IETF RFC1738, Uniform Resource Locators (URL), December 1994,  
<http://www.faqs.org/rfcs/rfc1738.html>

2220 IETF RFC2616 HyperText Transfer Protocol HTTP/1.1

Extensible Markup Language (XML) 1.0 (Second Edition). W3C Recommendation 6 October 2000. <http://www.w3.org/TR/REC-xml>.

ITI TF-2x: Appendix V Web Services for IHE Transactions

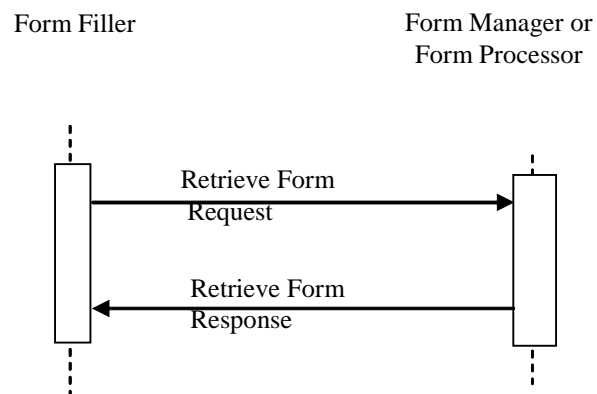
XForms 1.1, W3C Working Draft. <http://www.w3.org/TR/2004/WD-xforms11-20041115/>

2225 XHTML™ 1.0 The Extensible HyperText Markup Language (Second Edition).A Reformulation of HTML 4 in XML 1.0. W3C Recommendation 26 January 2000, revised 1 August 2002. <http://www.w3.org/TR/xhtml1>.

XHTML™ Basic. W3C Recommendation 19 December 2000. <http://www.w3.org/TR/xhtml-basic>.

2230 <http://www.w3.org/TR/xhtml-basic>

### 3.34.4 Interaction Diagram



#### 3.34.4.1 Retrieve Form Request

2235 Retrieve Form involves a Form Filler requesting a form from a Form Manager or Form Processor. The Form Filler shall supply workflow data and prepopulation data. The Form Filler may also supply a form instance id.

The Retrieve Form Request shall provide an archiveURL value, as a nil value or as a URL pointing to a Form Archiver actor. See ITI TF-2b: 3.34.4.1.2 for details.

2240 The Form Filler requests that Form Filler or Form Processor use context information in the selection and/or creation of the returned form by supplying the prepopData argument with well-formed xml representing the Form Filler context. Specification of the prepopData schema is left to content profiles. This value may be nil.

2245 The Form Filler supplies any additional workflow information to be used in the selection and/or creation of the form using the context element of the workflowData parameter. Specification of this context element is left to content profiles.

The response to a Retrieve Form Request returns the form, or reference to a form, and may return a form instance id.

##### 3.34.4.1.1 Trigger Events

2250 The Form Filler, based upon human decision or application of a rule for automatic operation, requests a form hosted by a Form Manager or Form Processor.

##### 3.34.4.1.2 Message Semantics

2255 Implementors of this transaction shall comply with all requirements described in ITI TF-2x: Appendix V: Web Services for IHE Transactions. The following parameters are specified for this transaction.

Parameter Name	REQ	Description	Value
prepopData	R	The xml context information supplied by a Form Filler for use in pre-populating form fields	This value shall be nil or a well-formed xml document.
<b>workflowData</b>	R	The xml representation of workflow specific values.	This value is a well-formed xml document.as defined below.
formID	R	The identifier of a form.	A string identifying the form
encodedResponse	R	Tells the Form Manager whether or not to return an encoded response	{ true,false }
archiveURL	R	Tells the Form Manager whether or not the Form Filler is exercising the Archive Option	the URL of any Form Filler identified Form Archiver or the null string
context	R	The xml specifics of workflow context	Defined by content profiles; may be nil
instanceID	R	An id value of a previously submitted instance of data.	A string identifying an instance of previously submitted data; may be nil.

The contents of the prepopData parameter is defined in a prepopData schema specified by IHE content profiles. When there is no prepopData the attribute xsi:nil shall be set to “true” (see the support materials).

2260 The content of workflowData parameter shall minimally be:

```

2265 <workflowData>
    <formID>a String identifying the form</formID>
    <encodedResponse>>false</encodedResponse>
    <archiveURL />
    <context/>
    <instanceID/>
</workflowData>

```

2270 See the schema provided with the support materials ([ftp://ftp.ihe.net/TF\\_Implementation\\_Material/ITI/](ftp://ftp.ihe.net/TF_Implementation_Material/ITI/)). The workflowData may be extended by IHE content profiles with further definition of the <context> element.

**3.34.4.1.3 Expected Actions**

2275 Upon receipt of the Retrieve Form request, the Form Manager or Form Processor shall parse the request and shall return the requested response in the RetrieveFormResponse element, or errors with SOAP Faults. The Form Manager shall return the form or URL based on the values of: a) the encodedResponse; b) the formID; c) any additional workflowData; d) the optionally supplied instanceID.

2280 If encodedResponse is ‘true’, then the response from the Form Manager or Form Processor shall be either a Structured (XML) or Unstructured (non-XML) element. When the encodedResponse parameter is 'true', all anchor addresses that are not fragment identifiers shall be composed of absolute URIs.

If encodedResponse is 'false', then the response from the Form Manager or Form Processor shall be a URL element that can be used directly by a web browser for retrieval and operation of the form.

2285 The Form Manager or Form Processor may assign and return a value for a form instanceID.

When the Form Filler provides a valid URL in the archiveURL parameter of the request, the Form Manager or Form Processor shall return a form that shall perform an Archive Form transaction upon form submission, in addition to any predefined actions associated with the form submission. As shown in ITI TF-2b: 3.36 Archive Form, this additional archival transaction is between Form Filler and Form Archiver actors.

2290

When the Form Filler supplies data in the prepopData parameter, the Form Manager or Form Processor may use this information to determine the form to be returned and to pre-populate the fields of the form. The exact use of the prepopData, and the structure, is deferred to the publication of an IHE content profile.

2295 The Form Manager or Form Processor shall use the values within the workflowData parameter, as well as the optionally supplied instanceID, to determine the form to be returned and to pre-populate the fields of the form.

The value of the formID has been previously assigned by the Form Manager or Form Processor to identify a form to be returned to the Form Filler using one of the named format options. A Form Manager or Form Processor may support multiple named options, but for each formID there is only one named option that is supported.

2300

The Form Manager or Form Processor shall use the SOAP Faults defined in table 3.34.4.1.3-1 when appropriate. Form Fillers shall be capable of accepting other values beyond the ones specified here.

2305

**Table 3.34.4.1.3-1: SOAP Faults**

Description of error	Code	Reason Text
There is missing information, such as no formID	Sender	Required Information Missing
No form is available	Sender	Unknown formID

An example of a SOAP Fault is:

2310

```

<env:Envelope xmlns:env="http://www.w3.org/2003/05/soap-envelope"
  xmlns:xml="http://www.w3.org/XML/1998/namespace">
  <env:Body>
    <env:Fault>
      <env:Code>
        <env:Value>env:Sender</env:Value>
      </env:Code>
      <env:Reason>
        <env:Text xml:lang="en">Required Information Missing</env:Text>
      </env:Reason>
    </env:Fault>
  </env:Body>
</env:Envelope>
    
```

2315

2320

#### **3.34.4.1.4 Security Considerations**

2325 As noted in the mitigations section of ITI TF-1: 17.5 Security Considerations, endpoints are free to implement TLS as needed for additional privacy and protection. Content Profiles, based upon the nature of the data, may need to require use of ATNA.

#### **3.34.4.2 Retrieve Form Response**

##### **3.34.4.2.1 Trigger Events**

This message is triggered by a Form Manager or Form Processor actor responding to a Retrieve Form request.

##### **2330 3.34.4.2.2 Message Semantics**

The form or URL is returned.

##### **3.34.4.2.3 Expected Actions**

The Form Filler shall retrieve from the URLvalue returned if the Retrieve Form encodedResponse value was false.

2335 Regardless of the Retrieve Form encodedResponse value, the Form Filler may fill any form fields needed for form submission, and may display the form for user interaction.

##### **3.34.4.2.3.1 XHTML Handling**

2340 A Form Manager or Form Processor shall return a form, whether returned as the response or referenced by a returned URL, formatted as XHTML using XHTML Basic and W3C HTML Compatibility Guidelines provided in the Appendix C of the W3C XHTML 1.0 Recommendation. The returned form shall support the Submit and all required Archive transactions.

##### **3.34.4.2.3.2 XForm Option**

2345 A Form Manager or Form Processor that supports the XForms option shall additionally be capable of returning a form, whether returned as the response or referenced by a returned URL, that conforms to XForms 1.1. The host language for the XForm shall be XHTML Basic according to the W3C HTML Compatibility Guidelines provided in the Appendix C of the W3C XHTML 1.0 Recommendation. The returned form shall support the Submit and all required Archive transactions.

#### **2350 3.34.5 Protocol Requirements**

The Retrieve Form request and response shall be transmitted using Synchronous Web Services Exchange, according to the requirements specified in ITI TF-2x: Appendix V.

The Retrieve Form transaction shall use SOAP 1.2.

2355

**WSDL Namespace Definitions**

ihe	urn:ihe:iti:rfd:2007
soap12	http://schemas.xmlsoap.org/wsdl/soap12/
wsaw	http://www.w3.org/2005/08/addressing
xsd	http://www.w3.org/2001/XMLSchema

These are the requirements for the Retrieve Form transaction presented in the order in which they would appear in the WSDL definition:

- The following types shall be imported (xds:import) in the /definitions/types section:
  - Namespace="urn:ihe:iti:rfd:2007", schema="RFD.xsd"
- The /definitions/message/part/@element attribute of the Retrieve Form Request message shall be defined as: "ihe:RetrieveFormRequest"
- The /definitions/message/part/@element attribute of the Retrieve Form Response message shall be defined as: "ihe:RetrieveFormResponse"
- The /definitions/portType/operation/input/@wsaw:Action attribute for the Retrieve Form Request message shall be defined as "urn:ihe:iti:2007:RetrieveForm"
- The /definitions/portType/operation/output/@wsaw:Action attribute for the Retrieve Form Response message shall be defined as: "urn:ihe:iti:2007:RetrieveFormResponse"
- The /definitions/binding/operation/soap12:operation/@soapAction attribute shall be defined as "urn:ihe:iti:2007:RetrieveForm"

2370 These are the requirements that affect the wire format of the SOAP message. The other WSDL properties are only used within the WSDL definition and do not affect interoperability. Full sample request and response messages are in ITI TF-2b: 3.34.5.1 Sample SOAP Messages.

For informative WSDL for the Form Manager see ITI TF-2x: Appendix W. A full XML Schema Document for the RFD types is available online on the IHE FTP site

2375 ([ftp://ftp.ihe.net/TF\\_Implementation\\_Material/ITI/](ftp://ftp.ihe.net/TF_Implementation_Material/ITI/)).

**3.34.5.1 Sample SOAP Messages**

The samples in the following two sections show a typical SOAP request and its relative SOAP response. The sample messages also show the WS-Addressing headers <Action/>, <MessageID/>, .; these WS-Addressing headers are populated according to ITI TF-2x: Appendix

2380 V: Web Services for IHE Transactions. Some of the body of the SOAP message is omitted for brevity.

**3.34.5.1.1 Sample Retrieve Form SOAP Request**

```

2385 <soap:Envelope xmlns:soap="http://www.w3.org/2003/05/soap-envelope"
xmlns:xsi="http://www.w3.org/2001/XMLSchema-instance"
xmlns:xsd="http://www.w3.org/2001/XMLSchema">
  <soap:Header>
    <wsa:To>http://localhost:4040/axis2/services/someservice</wsa:To>
    <wsa:MessageID>urn:uuid:76A2C3D9BCD3AECFF31217932910053</wsa:MessageID>
  
```

```

2390     <wsa:Action soap:mustUnderstand="1">urn:ihe:iti:
2007:RetrieveForm</wsa:Action>
    </soap:Header>
    <soap:Body>
      <RetrieveFormRequest xmlns="urn:ihe:iti:rfd:2007">
2395        <prepopData>...some xml content...</prepopdata>
        <workflowData>
          <formID>1</formID>
          <encodedResponse>>false</encodedResponse>
          <archiveURL />
          <context />
2400        <instanceID />
        </workflowData>
      </RetrieveFormRequest>
    </soap:Body>
  </soap:Envelope>

```

### 2405 3.34.5.1.2 Sample Retrieve Form SOAP Response

```

2410 <soap:Envelope xmlns:soap="http://www.w3.org/2003/05/soap-envelope"
xmlns:xsi="http://www.w3.org/2001/XMLSchema-instance"
xmlns:xsd="http://www.w3.org/2001/XMLSchema">
  <soap:Header>
    <wsa:To>http://localhost:4040/axis2/services/someservice</wsa:To>

    <wsa:MessageID>urn:uuid:76A2C3D9BCD3AECFF31217932910053</wsa:MessageID>
    <wsa:Action soap:mustUnderstand="1">urn:ihe:iti:
2415 2007:RetrieveFormResponse</wsa:Action>
  </soap:Header>
  <soap:Body>
    <RetrieveFormResponse xmlns="urn:ihe:iti:rfd:2007">
2420      <form>
        <URL>http://somehost/xxx/services/someForm</URL>
        <instanceID>1.2.3.4.5</instanceID>
      </form>
      <contentType />
      <responseCode />
2425    </RetrieveFormResponse>
  </soap:Body>
</soap:Envelope>

```

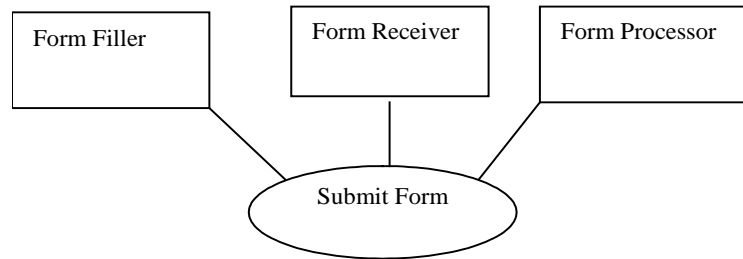
## 3.35 Submit Form

2430 This section corresponds to Transaction ITI-35 of the IHE IT Infrastructure Technical Framework. Transaction ITI-35 is used by the Form Filler and Form Receiver or Form Processor actors.

### 3.35.1 Scope

This transaction involves a Form Filler submitting a form to a Form Receiver or Form Processor.

2435 **3.35.2 Use Case Roles**



**Actor:** Form Filler

2440 **Role:** A forms display and editing system capable of allowing form fields to be completed.

**Actor:** Form Receiver

**Role:** A system that receives submitted form data from forms constructed by Form Managers.

**Actor:** Form Processor

2445 **Role:** A system that receives submitted form data from forms constructed by this same instance of the Form Processor..

**3.35.3 Referenced Standards**

Implementors of this transaction shall comply with all requirements described in ITI TF-2x: Appendix V: Web Services for IHE Transactions.

2450 IETF RFC1738, Uniform Resource Locators (URL), December 1994,  
<http://www.faqs.org/rfcs/rfc1738.html>

IETF RFC2616 HyperText Transfer Protocol HTTP/1.1

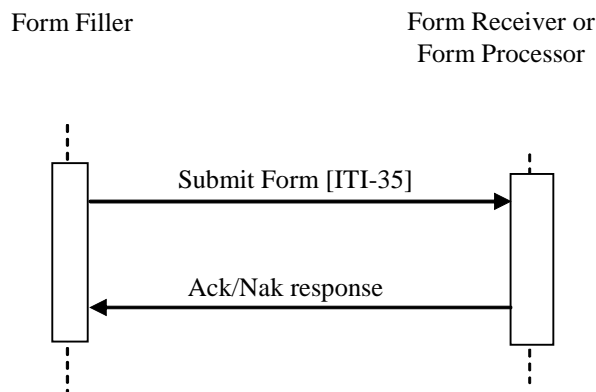
Extensible Markup Language (XML) 1.0 (Second Edition). W3C Recommendation 6 October 2000. <http://www.w3.org/TR/REC-xml>.

ITI TF-2x: Appendix V Web Services for IHE Transactions

2455



### 3.35.4 Interaction Diagram



#### 3.35.4.1 Submit Form

2460 This transaction is initiated by a Form Filler submitting form instance data, using XML as a format, to a Form Receiver or Form Processor.

##### 3.35.4.1.1 Trigger Events

The Submit Form transaction is triggered by the submission action from within the form.

##### 3.35.4.1.2 Message Semantics

2465 The Submit Form transaction shall carry a `SubmitFormRequest` element, with submitted form data as XML child elements of the `SubmitFormRequest` element. Content profiles may further constrain the content of the `SubmitFormRequest` element.

See the schema provided with the support materials (see ITI TF-2x: Appendix W).

##### 3.35.4.1.3 Expected Actions

2470 Upon receipt of the Submit Form request, the Form Receiver or Form Processor shall return a `SubmitFormResponse` element, or errors with SOAP Faults, for example if the posted data cannot be recognized.

The Form Filler may display the results of the response from the Form Receiver or Form Processor.

2475 The Form Receiver or Form Processor shall use the SOAP Faults defined in table 3.35.4.1.3-1 when appropriate. Form Fillers shall be capable of accepting other values beyond the ones specified here.

**Table 3.35.4.1.3-1: SOAP Faults**

Description of error	Code	Reason Text
Cannot recognize the posted data	Sender	Required Information Missing

2480 An example of a SOAP Fault is:

```
<env:Envelope xmlns:env="http://www.w3.org/2003/05/soap-envelope"
  xmlns:xml="http://www.w3.org/XML/1998/namespace">
2485 <env:Body>
  <env:Fault>
    <env:Code>
      <env:Value>env:Sender</env:Value>
    </env:Code>
2490 <env:Reason>
      <env:Text xml:lang="en">Required Information Missing</env:Text>
    </env:Reason>
  </env:Fault>
</env:Body>
</env:Envelope>
```

2495 **3.35.4.2 Submit Form Response**

**3.35.4.2.1 Trigger Events**

This message is triggered by a Form Filler submitting form instance data.

**3.34.4.2.2 Message Semantics**

The Submit Form Response shall return a SubmitFormResponseType element containing:

- 2500
- A responseCode string that may be constrained by Content Profiles
  - An optional content element containing formData, as is returned by RetrieveFormResponse
  - An optional contentType string that may be constrained by Content Profiles.

See the schema provided with the support materials (see ITI TF-2x: Appendix W).

2505 **3.35.4.2.3 Expected Actions**

The Form Filler may display the results of the response from the Form Receiver or Form Processor. The form behavior may be further profiled by content domain profiles.

**3.35.5 Protocol Requirements**

2510 Implementors of this transaction shall comply with all requirements described in ITI TF-2x: Appendix V: Web Services for IHE Transactions.

The Submit Form transaction shall use SOAP 1.2.

**WSDL Namespace Definitions**

ihe	urn:ihe:iti:rfd:2007
-----	----------------------

soap12	http://schemas.xmlsoap.org/wsdl/soap12/
wsaw	http://www.w3.org/2005/08/addressing
xsd	http://www.w3.org/2001/XMLSchema

2515 These are the requirements for the Submit Form transaction presented in the order in which they would appear in the RFD Submit Form WSDL definition:

- The following types shall be imported (xds:import) in the /definitions/types section:
  - Namespace="urn:ihe:iti:rfd:2007", schema="RFD.xsd"
- The /definitions/message/part/@element attribute of the Submit Form Request message shall be defined as: "ihe:SubmitFormRequest"
- The /definitions/message/part/@element attribute of the Submit Form Response message shall be defined as: "ihe:SubmitFormResponse"
- Refer to table 3.35.5-1 for additional attribute requirements.

2520

2525

**Table 3.35.5-1: Additional Attribute Requirements**

Attribute	Value
/definitions/portType/operation@name	SubmitForm
/definitions/portType/operation/input/@wsaw:Action	urn:ihe:iti:2007:SubmitForm
/definitions/portType/operation/output/@wsaw:Action	urn:ihe:iti:2007:SubmitFormResponse
/definitions/binding/operation/soap12:operation/@soapAction	urn:ihe:iti:2007:SubmitForm

These are the requirements that affect the wire format of the SOAP message. The other WSDL properties are only used within the WSDL definition and do not affect interoperability. Full sample request and response messages are in ITI TF-2b: 3.35.5.1 Sample SOAP Messages.

2530 For informative WSDL see ITI TF-2x: Appendix W.

The <ihe:SubmitFormRequest> element is defined as:

- One or more <xs:any> elements

This allows the Form Manager to construct forms that submit form data using any XML representation.

2535 The <ihe:SubmitFormResponseType> element is defined as:

- An optional <ihe:content> element which is of type <ihe:formDataType> as also used in the Retrieve Form Response. If present it shall contain:
  - One of the following:

- <ihe:Structured> containing XML encoding of a form
- 2540 • <ihe:Unstructured> containing base64Binary encoding of a form
- <ihe:URL> containing the URL of a form
- An optional <ihe:instanceID> of type xs:string.
- An optional <ihe:contentType> element, of type xs:string.
- A required <ihe:responseCode> element of type xs:string.

### 2545 3.35.5.1 Sample SOAP Messages

The samples in the following two sections show a typical SOAP request and its relative SOAP response. The sample messages also show the WS-Addressing headers <Action/>, <MessageID/>, .; these WS-Addressing headers are populated according to ITI TF-2x: Appendix

2550 V: Web Services for IHE Transactions. Some of the body of the SOAP message is omitted for brevity.

#### 3.35.5.1.1 Sample Submit Form SOAP Request

```

2555 <?xml version='1.0' encoding='UTF-8'?>
<soap:Envelope xmlns:soap="http://www.w3.org/2003/05/soap-envelope"
xmlns:xsi="http://www.w3.org/2001/XMLSchema-instance"
xmlns:xsd="http://www.w3.org/2001/XMLSchema">
  <soap:Header>
    <wsa:To>http://localhost:4040/axis2/services/someservice</wsa:To>
    <wsa:MessageID>urn:uuid:76A2C3D9BCD3AECFF31217932910053</wsa:MessageID>
    <wsa:Action soap:mustUnderstand="1">urn:ihe:iti: 2007:SubmitForm</wsa:Action>
  </soap:Header>
  <soap:Body>
    <SubmitFormRequest xmlns="urn:ihe:iti:rfd:2007">
      ...
    </SubmitFormRequest>
  </soap:Body>
</soap:Envelope>

```

2560

2565

#### 3.35.5.1.2 Sample Submit Form SOAP Response

```

2570 <?xml version='1.0' encoding='UTF-8'?>
<soap:Envelope xmlns:soap="http://www.w3.org/2003/05/soap-envelope"
xmlns:xsi="http://www.w3.org/2001/XMLSchema-instance"
xmlns:xsd="http://www.w3.org/2001/XMLSchema">
  <soap:Header>
    <wsa:To>http://localhost:4040/axis2/services/someservice</wsa:To>
    <wsa:MessageID>urn:uuid:76A2C3D9BCD3AECFF31217932910053</wsa:MessageID>
    <wsa:Action soap:mustUnderstand="1">urn:ihe:iti:
2575 2007:SubmitFormResponse</wsa:Action>
  </soap:Header>
  <soap:Body>
    <SubmitFormResponseType xmlns="urn:ihe:iti:rfd:2007">
2580       <content>
          <URL>http://somehost/xxx/services/someForm</URL>
          <instanceID>1.2.3.4.5</instanceID>
        </content>
          <contentType />
          <responseCode />
        </SubmitFormResponseType>
  </soap:Body>
</soap:Envelope>

```

2580

2585

2590 **3.35.6 Security Considerations**

As noted in the mitigations section of ITI TF-1: 17.5 Security Considerations, endpoints are free to implement TLS as needed for additional privacy and protection. Content Profiles, based upon the nature of the data, may need to require use of ATNA.

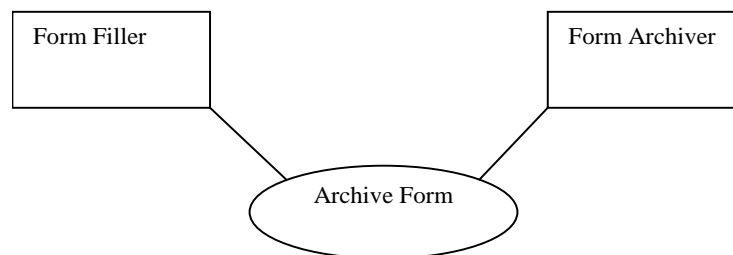
**3.36 Archive Form**

2595 This section corresponds to Transaction ITI-36 of the IHE IT Infrastructure Technical Framework. Transaction ITI-36 is used by the Form Filler and Form Archiver actors.

**3.36.1 Scope**

This transaction involves a Form Filler submitting form instance data to a Form Archiver.

2600 **3.36.2 Use Case Roles**



**Actor:** Form Filler

2605 **Role:** A forms display and editing system capable of allowing form fields to be completed.

**Actor:** Form Archiver

**Role:** A system that receives submitted forms for archival purposes.

**3.36.3 Referenced Standards**

2610 Implementors of this transaction shall comply with all requirements described in ITI TF-2x: Appendix V: Web Services for IHE Transactions.

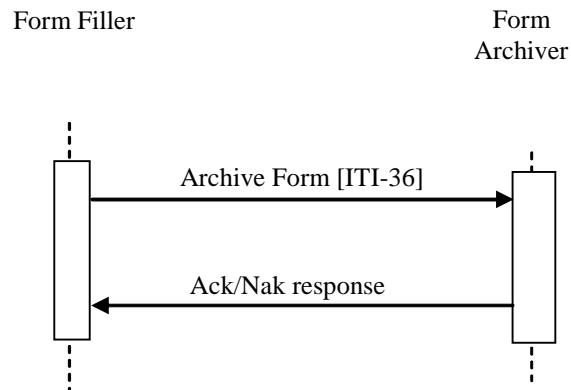
IETF RFC1738, Uniform Resource Locators (URL), December 1994,  
<http://www.faqs.org/rfcs/rfc1738.html>

IETF RFC2616 HyperText Transfer Protocol HTTP/1.1

2615 Extensible Markup Language (XML) 1.0 (Second Edition). W3C Recommendation 6 October 2000. <http://www.w3.org/TR/REC-xml>.

ITI TF-2x: Appendix V Web Services for IHE Transactions

### 3.36.4 Interaction Diagram



#### 2620 3.36.4.1 Archive Form

This transaction is initiated by a Form Filler submitting a data to a Form Archiver for archival purposes.

##### 3.36.4.1.1 Trigger Events

2625 The Form Filler shall use this transaction to submit data to a Form Archiver for archival purposes. The Archive Form transaction may be initiated by a Form Filler, or it may be triggered as a secondary submission action from within a form.

##### 3.36.4.1.2 Message Semantics

2630 The Archive Form transaction shall carry a ArchiveFormRequest element, with submitted form data as XML child elements of the ArchiveFormRequest element. Content profiles may further constrain the content of the ArchiveFormRequest element.

See the schema provided with the support materials (see ITI TF-2x: Appendix W).

##### 3.36.4.1.3 Expected Actions

2635 Upon receipt of the Archive Form request, the Form Archiver shall return a ArchiveFormResponse element, or errors with SOAP Faults, for example if the posted data cannot be recognized.

The Form Filler may display the results of the response from the Form Archiver.

The Form Archiver shall use the SOAP Faults defined in table 3.36.4.1.3-1 when appropriate. Form Fillers shall be capable of accepting other values beyond the ones specified here.

2640

**Table 3.36.4.1.3-1: SOAP Faults**

Description of error	Code	Reason Text
Cannot recognize the posted data	Sender	Required Information Missing

An example of a SOAP Fault is:

2645

```
<env:Envelope xmlns:env="http://www.w3.org/2003/05/soap-envelope"
  xmlns:xml="http://www.w3.org/XML/1998/namespace">
  <env:Body>
    <env:Fault>
      <env:Code>
        <env:Value>env:Sender</env:Value>
      </env:Code>
      <env:Reason>
        <env:Text xml:lang="en">Required Information Missing</env:Text>
      </env:Reason>
    </env:Fault>
  </env:Body>
</env:Envelope>
```

2650

2655

### 3.36.4.2 Archive Form Response

#### 3.36.4.2.1 Trigger Events

This message is triggered by a Form Filler archiving form instance data.

2660

#### 3.36.4.2.2 Message Semantics

An ArchiveFormResponse element it returned, which contains:

- A responseCode string that may be constrained by Content Profiles

See the schema provided with the support materials (see ITI TF-2x: Appendix W).

#### 3.36.4.2.3 Expected Actions

2665

The Form Filler may display the results of the response from the Form Archiver. The form behavior may be further profiled by content domain profiles.

### 3.36.5 Protocol Requirements

2670

The Archive Form request and response shall be transmitted using Synchronous Web Services Exchange, according to the requirements specified in ITI TF-2x: Appendix V.

The Archive Form transaction shall use SOAP 1.2.

#### WSDL Namespace Definitions

ihe	urn:ihe:iti:rfd:2007
soap12	http://schemas.xmlsoap.org/wsdl/soap12/

wsaw	http://www.w3.org/2005/08/addressing
xsd	http://www.w3.org/2001/XMLSchema

2675 These are the requirements for the Archive Form transaction presented in the order in which they would appear in the Archive Form WSDL definition:

- The following types shall be imported (xds:import) in the /definitions/types section:
  - Namespace="urn:ihe:iti:rfd:2007", schema="RFD.xsd"
- The /definitions/message/part/@element attribute of the Archive Form Request message shall be defined as: "ihe:ArchiveFormRequest"
- 2680 • The /definitions/message/part/@element attribute of the Archive Form Response message shall be defined as: "ihe:ArchiveFormResponse"
- Refer to table 3.36.5 for additional attribute requirements.

**Table 3.36.5: Additional Attribute Requirements**

Attribute	Value
/definitions/portType/operation@name	ArchiveForm
/definitions/portType/operation/input/@wsaw:Action	urn:ihe:iti:2007:ArchiveForm
/definitions/portType/operation/output/@wsaw:Action	urn:ihe:iti:2007:ArchiveFormResponse
/definitions/binding/operation/soap12:operation/@soapAction	urn:ihe:iti:2007:ArchiveForm

2685

These are the requirements that affect the wire format of the SOAP message. The other WSDL properties are only used within the WSDL definition and do not affect interoperability. Full sample request and response messages are in ITI TF-2b: 3.36.5.1 Sample SOAP Messages.

For informative WSDL see ITI TF-2x: Appendix W.

2690 The <ihe:ArchiveFormRequest> element is defined as:

- One or more <xs:any> elements

This allows the Form Manager to construct forms that archive form data using any XML representation.

- The <ihe:ArchiveFormResponse> element is defined as:

2695 A required <ihe:responseCode> element of type xs:string.

### 3.36.5.1 Sample SOAP Messages

The samples in the following two sections show a typical SOAP request and its relative SOAP response. The sample messages also show the WS-Addressing headers <Action/>.



2700 <MessageID/>, .; these WS-Addressing headers are populated according to ITI TF-2x: Appendix  
 2705 V: Web Services for IHE Transactions. Some of the body of the SOAP message is omitted for  
 brevity.

### 3.36.5.1.1 Sample Archive Form SOAP Request

```
2705 <?xml version='1.0' encoding='UTF-8'?>
<soap:Envelope xmlns:soap="http://www.w3.org/2003/05/soap-envelope"
xmlns:xsi="http://www.w3.org/2001/XMLSchema-instance"
xmlns:xsd="http://www.w3.org/2001/XMLSchema">
  <soap:Header>
    <wsa:To>http://localhost:4040/axis2/services/someservice</wsa:To>
    <wsa:MessageID>urn:uuid:76A2C3D9BCD3AECFF31217932910053</wsa:MessageID>
    <wsa:Action soap:mustUnderstand="1">urn:ihe:iti: 2007:ArchiveForm</wsa:Action>
  </soap:Header>
  <soap:Body>
    <ArchiveFormRequest xmlns="urn:ihe:iti:rfd:2007">
      ""
    </ArchiveFormRequest>
  </soap:Body>
</soap:Envelope>
```

### 3.36.5.1.2 Sample Archive Form SOAP Response

```
2720 <?xml version='1.0' encoding='UTF-8'?>
<soap:Envelope xmlns:soap="http://www.w3.org/2003/05/soap-envelope"
xmlns:xsi="http://www.w3.org/2001/XMLSchema-instance"
xmlns:xsd="http://www.w3.org/2001/XMLSchema">
  <soap:Header>
    <wsa:To>http://localhost:4040/axis2/services/someservice</wsa:To>
    <wsa:MessageID>urn:uuid:76A2C3D9BCD3AECFF31217932910053</wsa:MessageID>
    <wsa:Action soap:mustUnderstand="1">urn:ihe:iti:
2725 2007:ArchiveFormResponse</wsa:Action>
  </soap:Header>
  <soap:Body>
    <ArchiveResponse xmlns="urn:ihe:iti:rfd:2007">
      <responseCode />
    </ArchiveFormResponse>
  </soap:Body>
2730 </soap:Envelope>
2735
```

## 3.36.6 Security Considerations

As noted in the mitigations section of ITI TF-1: 17.5 Security Considerations, endpoints are free to implement TLS as needed for additional privacy and protection. Content Profiles, based upon the nature of the data, may need to require use of ATNA.

## 2740 3.37 Retrieve Clarifications

This section corresponds to Transaction ITI-37 of the IHE IT Infrastructure Technical Framework. Transaction ITI-37 is used by the Form Filler and Form Manager or Form Processor actors.

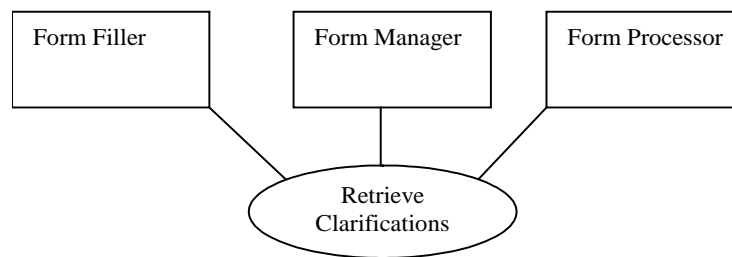
### 3.37.1 Scope

2745 This transaction involves a Form Filler requesting a set of clarifications from a Form Manager or Form Processor. A Form Filler supporting the Retrieve Clarifications option shall perform this

request periodically, based upon a duration defined by or agreed upon with the Form Manager / Form Receiver or Form Processor. Note that not all use cases will need to support this option.

2750 The Form Filler has an orgID, obtained by a means that is outside the scope of this transaction, and the Form Manager or Form Processor will either return a form that contains either the data to be clarified or a set of links to other forms that can be retrieved using the Retrieve Form transaction. All updates / clarifications / new data are submitted to the Form Receiver using the Submit Form transaction.

### 2755 3.37.2 Use Case Roles



**Actor:** Form Filler

**Role:** A forms display and editing system capable of allowing form fields to be completed.

2760 **Actor:** Form Manager

**Role:** A system that provides clarification information based upon requests that provide specific orgIDs.

**Actor:** Form Processor

2765 **Role:** A system that provides clarification information based upon requests that provide specific orgIDs.

### 3.37.3 Referenced Standards

IETF RFC1738, Uniform Resource Locators (URL), December 1994,  
<http://www.faqs.org/rfcs/rfc1738.html>

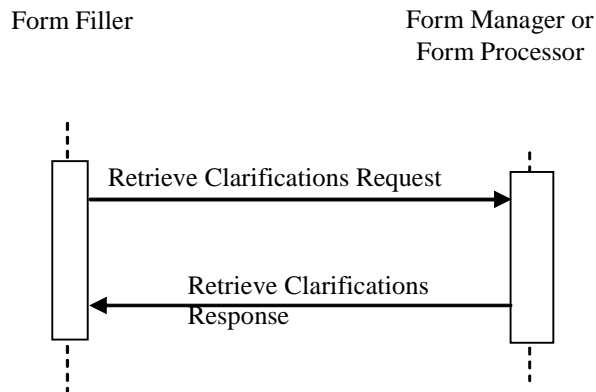
IETF RFC2616 HyperText Transfer Protocol HTTP/1.1

2770 Extensible Markup Language (XML) 1.0 (Second Edition). W3C Recommendation 6 October 2000. <http://www.w3.org/TR/REC-xml>.

ITI TF-2x: Appendix V Web Services for IHE Transactions

XForms 1.1, W3C Working Draft. <http://www.w3.org/TR/2004/WD-xforms11-20041115/>

2775 **3.37.4 Interaction Diagram**



**3.37.4.1 Retrieve Clarifications Request**

2780 This transaction is initiated whenever a Form Filler which supports the Retrieve Clarifications option needs to obtain clarification information relevant to the organization or site.

**3.37.4.1.1 Trigger Events**

2785 The Retrieve Clarification event is triggered by the need for information on current clarifications to be made available within an EHR system. The transaction does not specify when the Retrieve Clarification happens, only that this transaction is available when information regarding clarifications is needed from a Form Manager or Form Processor. It is the responsibility of the Form Filler that supports this option to periodically execute this transaction.

**3.37.4.1.2 Message Semantics**

Implementors of this transaction shall comply with all requirements described in ITI TF-2x: Appendix V: Web Services for IHE Transactions.

2790 The following parameters are specified for this transaction.

Parameter Name	REQ	Description	Value
clarificationData	R	The xml representation of clarification specific values.	This value is a well-formed xml document.as defined below.
orgID	R		A string identifying the organization
encodedResponse	R	Tells the Form Manager whether or not to return an encoded response	{true,false }

Parameter Name	REQ	Description	Value
archiveURL	R	Tells the Form Manager whether or not the Form Filler is exercising the Archive Option	the URL of any Form Filler identified Form Archiver; may be nil
context	R	The xml specifics of workflow context	Defined by content profiles; may be nil

The clarificationData may be extended by IHE content profiles with further definition of the <context> element. The content of clarificationData shall minimally be:

2795

```
<clarificationData>
  <orgID>a String identifying the form</orgID>
  <encodedResponse>>false</encodedResponse>
  <archiveURL />
  <context/>
</clarificationData>
```

2800

### 3.37.4.1.3 Expected Actions

Upon receipt of the Retrieve Clarifications request, the Form Manager or Form Processor shall parse the request and shall return the requested response in the RetrieveClarificationsResponse element, or errors with SOAP Faults.

2805

The Form Manager or Form Processor shall return the form or URL based on the values of: a) the encodedResponse; b) the orgID; c) any additional clarificationData.

If no clarification information is available, this shall be indicated by a form indicating that no clarification information is available.

2810

If encodedResponse is 'true', then the response from the Form Manager or Form Processor shall be either a Structured (XML) or Unstructured (non-XML) element. When the encodedResponse parameter is 'true' all anchor addresses that are not fragment identifiers shall be composed of absolute URIs.

2815

If encodedResponse is 'false', then the response from the Form Manager or Form Processor shall be a URL element that can be used directly by a web browser for retrieval and operation of the form.

The value of the orgID has been previously assigned by the Form Manager or Form Processor and identifies use one of the named format options. A Form Manager may support multiple named options, but for each orgID there is only one named option that is supported.

2820

The Form Manager shall use the SOAP Faults defined in table 3.37.4.1.3-1 when appropriate. Form Fillers shall be capable of accepting other values beyond the ones specified here.

**Table 3.37.4.1.3-1: SOAP Faults**

Description of error	Code	Reason Text
There is missing information, such as no orgID	Sender	Required Information Missing

Description of error	Code	Reason Text
No form is available	Sender	Unknown orgID

An example of a SOAP Fault is:

```

2825 <env:Envelope xmlns:env="http://www.w3.org/2003/05/soap-envelope"
      xmlns:xml="http://www.w3.org/XML/1998/namespace">
  <env:Body>
    <env:Fault>
      <env:Code>
2830   <env:Value>env:Sender</env:Value>
      </env:Code>
      <env:Reason>
2835   <env:Text xml:lang="en">Unknown orgID</env:Text>
      </env:Reason>
    </env:Fault>
  </env:Body>
</env:Envelope>

```

2840 The orgID has been assigned by the Form Manager or Form Processor use one of the named format options. A Form Manager or Form Processor may support multiple named options, but for each orgID there is only one named option that is supported.

#### 3.37.4.1.4 Security Considerations

The security considerations for the Retrieve Clarifications request message are no different than those of the Retrieve Form request message. See ITI TF-2b: 3.34.4.1.4.

#### 2845 3.37.4.2 Retrieve Clarifications Response

##### 3.37.4.2.1 Trigger Events

The Delivery of a Form is triggered by a Form Manager or Form Processor actor providing a form based upon the orgID supplied with the Retrieve Clarifications transaction.

##### 3.37.4.2.2 Message Semantics

2850 The form or URL is returned in response to the Retrieve Clarifications.

##### 3.37.4.2.3 Expected Actions

The Form Filler may display the form or navigate to the returned URL to retrieve the form.

##### 3.37.4.2.3.1 XHTML Handling

2855 A Form Manager or Form Processor shall return a form, whether returned as the response or referenced by a returned URL, formatted as XHTML using XHTML Basic and W3C HTML Compatibility Guidelines provided in the Appendix C of the W3C XHTML 1.0

Recommendation. The returned form shall support the Submit and all required Archive transactions.

### 3.37.4.2.3.2 XForm Option

2860 A Form Manager or Form Processor that supports the XForms option shall additionally be  
capable of returning a form, whether returned as the response or referenced by a returned URL,  
that conforms to XForms 1.1. The host language for the XForm shall be XHTML Basic  
according to the W3C HTML Compatibility Guidelines provided in the Appendix C of the W3C  
XHTML 1.0 Recommendation. The returned form shall support the Submit and all required  
2865 Archive transactions.

### 3.37.5 Protocol Requirements

The Retrieve Clarifications request and response shall be transmitted using Synchronous Web Services Exchange, according to the requirements specified in ITI TF-2x: Appendix V.

The Retrieve Clarifications transaction shall use SOAP 1.2.

2870

#### WSDL Namespace Definitions

ihe	urn:ihe:iti:rfd:2007
soap12	http://schemas.xmlsoap.org/wsdl/soap12/
wsaw	http://www.w3.org/2005/08/addressing
xsd	http://www.w3.org/2001/XMLSchema

These are the requirements for the Retrieve Clarifications transaction presented in the order in which they would appear in the WSDL definition:

- 2875
- The following types shall be imported (xds:import) in the /definitions/types section:
    - Namespace="urn:ihe:iti:rfd:2007", schema="RFD.xsd"
  - The /definitions/message/part/@element attribute of the Retrieve Clarifications Request message shall be defined as: "ihe:RetrieveClarificationsRequest"
  - The /definitions/message/part/@element attribute of the Retrieve Clarifications Response message shall be defined as: "ihe:RetrieveClarificationsResponse"
  - The /definitions/portType/operation/input/@wsaw:Action attribute for the Retrieve Clarifications Request message shall be defined as "urn:ihe:iti:2007:RetrieveClarifications"
  - The /definitions/portType/operation/output/@wsaw:Action attribute for the Retrieve Clarifications Response message shall be defined as: "urn:ihe:iti:2007:RetrieveClarificationsResponse"
  - The /definitions/binding/operation/soap12:operation/@soapAction attribute shall be defined as "urn:ihe:iti:2007:RetrieveClarifications"
- 2880
- 2885

2890 These are the requirements that affect the wire format of the SOAP message. The other WSDL properties are only used within the WSDL definition and do not affect interoperability. Full sample request and response messages are in ITI TF-2b: 3.34.5.1 Sample SOAP Messages.

For informative WSDL for the Form Manager see ITI TF-2x: Appendix W. A full XML Schema Document for the RFD types is available online on the IHE FTP site ([ftp://ftp.ihe.net/TF\\_Implementation\\_Material/ITI/](ftp://ftp.ihe.net/TF_Implementation_Material/ITI/)).

### 2895 3.37.5.1 Sample SOAP Messages

The samples in the following two sections show a typical SOAP request and its relative SOAP response. The sample messages also show the WS-Addressing headers <Action/>, <MessageID/>, ...; these WS-Addressing headers are populated according to ITI TF-2x: Appendix V: Web Services for IHE Transactions.

#### 2900 3.37.5.1.1 Sample Retrieve Clarifications SOAP Request

```

2905 <?xml version="1.0" encoding="utf-8"?>
<soap:Envelope xmlns:soap="http://www.w3.org/2003/05/soap-envelope"
xmlns:xsi="http://www.w3.org/2001/XMLSchema-instance"
xmlns:xsd="http://www.w3.org/2001/XMLSchema">
  <soap:Header>
    <wsa:To>http://localhost:4040/axis2/services/someservice</wsa:To>
2910 <wsa:MessageID>urn:uuid:76A2C3D9BCD3AECFF31217932910053</wsa:MessageID>
    <wsa:Action soap:mustUnderstand="1">urn:ihe:iti:
2007:RetrieveClarifications</wsa:Action>
  </soap:Header>
  <soap:Body>
2915 <RetrieveClarificationsRequest xmlns="urn:ihe:iti:rfd:2007">
    <clarificationData>
      <orgID>123</formID>
      <encodedResponse>>false</encodedResponse>
      <archiveURL />
      <context />
2920 </clarificationData>
    </RetrieveClarificationsRequest>
  </soap:Body>
</soap:Envelope>

```

#### 2925 3.37.5.1.2 Sample Retrieve Clarifications SOAP Response

```

2930 <soap:Envelope xmlns:soap="http://www.w3.org/2003/05/soap-envelope"
xmlns:xsi="http://www.w3.org/2001/XMLSchema-instance"
xmlns:xsd="http://www.w3.org/2001/XMLSchema">
  <soap:Header>
    <wsa:To>http://localhost:4040/axis2/services/someservice</wsa:To>
    <wsa:MessageID>urn:uuid:76A2C3D9BCD3AECFF31217932910053</wsa:MessageID>

```

```
2935     <wsa:Action soap:mustUnderstand="1">urn:ihe:iti:
2007:RetrieveClarificationsResponse</wsa:Action>
</soap:Header>
<soap:Body>
  <RetrieveClarificationsResponse xmlns="urn:ihe:iti:rfd:2007">
    <form>
      <URL>http://somehost/xxx/services/someForm</URL>
2940    </form>
    <contentType />
    <responseCode />
  </RetrieveClarificationsResponse>
2945 </soap:Body>
</soap:Envelope>
```

### 3.38 Cross Gateway Query

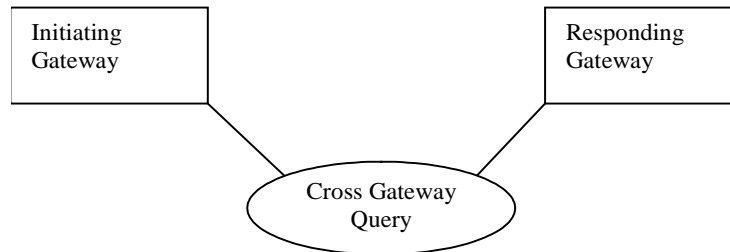
This section corresponds to Transaction 38 of the IHE Technical Framework. Transaction 38 is used by cooperating Initiating Gateway and Responding Gateway actors.

#### 3.38.1 Scope

- 2950 The scope of the Cross Gateway Query transaction is based on the Registry Stored Query transaction [ITI-18]. The same set of stored queries is required to be supported and the options controlling what kind of data is returned are the same. Differences from the Registry Stored Query transactions are:
- The Cross Gateway Query is between an Initiating Gateway and Responding Gateway.
  - 2955 • Initiating Gateway shall specify the homeCommunityId attribute in all Cross-Community Queries which do not contain a patient identifier.
  - The homeCommunityID attribute shall be returned within all appropriate elements.
  - Responding Gateways shall support the Asynchronous Web Services Exchange Option on the Cross Gateway Query. Support for this function is required in order to enable use of Asynchronous Web Services Exchange in any cross-community interaction. Without 2960 this support an Initiating Gateway would require unique configuration, per Responding Gateway, to know if Asynchronous Web Services Exchange was supported. It is expected that Asynchronous Web Services Exchange will be desired by the majority of communities.
  - 2965 • Asynchronous Web Services Exchange is an option on the Initiating Gateway, see ITI TF-1: 18.2.2.
  - For stored queries that rely on concepts that a community may not support, namely associations, folders and submission sets, a Responding Gateway is allowed to respond with zero entries.
- 2970 There shall be an agreed upon common coding/vocabulary scheme used for the Cross Gateway Query. For example, a common set of privacy consent vocabularies shall be used.



### 3.38.2 Use Case Roles



2975

**Figure 3.38.2-1: Use Case Roles**

**Actor:** Initiating Gateway

**Role:** To formulate a Cross Gateway Query on behalf of a user.

**Actor:** Responding Gateway

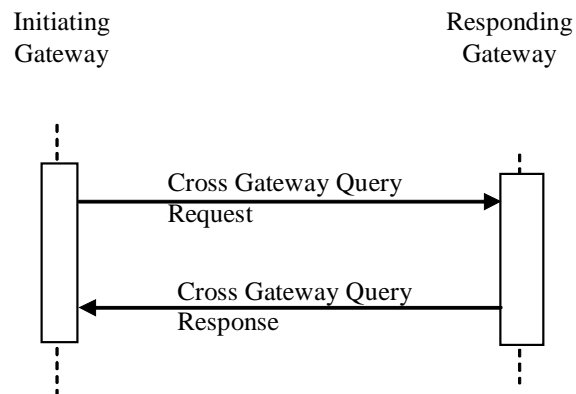
2980

**Role:** To respond to a Cross Gateway Query based on the internal configuration of the community.

### 3.38.3 Referenced Standard

Implementers of this transaction shall comply with all requirements described in ITI TF-2x: Appendix V Web Services for IHE Transactions.

- |      |  |  |
|------|--|--|
| 2985 | ebRIM  | OASIS/ebXML Registry Information Model v3.0                                |
|      | ebRS   | OASIS/ebXML Registry Services Specifications v3.0                          |
|      | ITI TF-2x: Appendix V: Web Services for IHE Transactions | Contains references to all Web Services standards and requirements of use. |
|      | ITI TF-3:4   | Metadata used in Document Sharing profiles                                 |

2990 **3.38.4 Interaction Diagram****3.38.4.1 Cross Gateway Query**

This is a query request between an Initiating Gateway and a Responding Gateway. The query request contains:

- 2995
- A reference to a pre-defined query defined by the Registry Stored Query transaction [ITI-18].
  - Parameters to the query. The query parameters are defined by the Registry Stored Query transaction. The homeCommunityId attribute is required for every Registry Stored Query which does not specify a patient identity.

3000 **3.38.4.1.1 Trigger Events**

This message is initiated when the Initiating Gateway has determined that it must interact with the Responding Gateway to satisfy a Registry Stored Query [ITI-18] request received from an XDS.b Document Consumer or a query request from other internal non-IHE actor. When initiating this message to satisfy a Registry Stored Query [ITI-18] request the Initiating Gateway shall pass all parameters, either known or unknown, into the Cross Gateway Query.

3005

**3.38.4.1.2 Message Semantics**

The message semantics are based on the Registry Stored Query. See ITI TF-2a: 3.18.4.1.2. Of special note are the use of homeCommunityId, specifying the patient identifier and special handling of some stored queries. These are explained below.

3010 **3.38.4.1.2.1 homeCommunityId**

The homeCommunityId attribute is required on the Cross Gateway Query. The homeCommunityId is a globally unique identifier for a community and is used to obtain the Web Services endpoint of services that provide access to data in that community. homeCommunityId

3015 is structured as an OID limited to 64 characters and specified in URI syntax, for example the homeCommunityId of 1.2.3 would be formatted as urn:oid:1.2.3.

Its use is as follows:

- It is returned within the response to Cross Gateway Query and Registry Stored Query transactions to indicate the association of a response element with a community. It is specified as the eBRIM 'home' attribute within the relevant response elements. Document Consumers process the value as an opaque unique identifier.
- It is an optional parameter to Registry Stored Query requests, not requiring a patient id parameter, and Retrieve Document Set requests to indicate which community to direct the request.

3025 The Initiating Gateway shall specify the homeCommunityId parameter within all queries which do not include a patient identifier parameter. These would be queries which specify an entryUUID or uniqueID. The homeCommunityId shall contain the value that identifies the community associated with the Responding Gateway. The homeCommunityId value is specified as the home attribute on the AdhocQuery element of the query request, as in:

```
<AdhocQuery id="..." home="urn:oid:1.2.3" ... >
```

3030 Each Cross Gateway Query request can have at most one homeCommunityId value. If multiple entryUUID or uniqueID values are specified they must all be associated with the same homeCommunityId value. Multiple individual query requests can be used to retrieve data associated with different homeCommunityIds. This restriction is expected to be temporary as query syntax is extended to handle multiple homeCommunityIds in a single query request.

#### 3035 **3.38.4.1.2.2 Specifying patient identifier**

The Initiating Gateway shall specify in relevant queries a patient identifier known to the Responding Gateway. The mechanism used by the Initiating Gateway to determine the correct patient identifier to use is outside the intended scope of this transaction. The Responding Gateway can expect to be able to resolve the patient identifier. If the patient identifier is unknown by the Responding Gateway's community, the Responding Gateway shall return either a successful response with no elements or an error with errorCode XDSUnknownPatientId, depending on local policy.

#### **3.38.4.1.2.3 Special handling of some stored queries**

3045 Some stored queries rely on the support of concepts which may not be used within a community. It is also possible that a Responding Gateway community may have policies which restrict the sharing of information related to those concepts. The concepts of concern are submission sets, folders and associations. In either case a Responding Gateway shall respond to the appropriate stored queries by returning zero results. table 3.38.4.1.2.3-1 lists all the stored queries which rely on specialized concepts.

3050

**Table 3.38.4.1.2.3-1: Stored Queries**

Query Name	Concepts	Requirement
FindDocuments	None	Required by all
FindSubmissionSets	Submission Set	Zero elements when no submission set concept in community
FindFolders	Folder	Zero elements when no folder concept in community
GetAll	Submission Set, Folder, Association	Return all appropriate document entries and other entries depending on which of the other concepts the community supports
GetDocuments	None	Required by all
GetFolders	Folder	Zero elements when no folder concept in community
GetAssociations	Association	Zero elements when no association concept in community
GetDocumentsAndAssociations	Association	Return only document entries if no association concept
GetSubmissionSets	Submission Set	Zero elements when no submission set concept in community
GetSubmissionSetAndContents	Submission Set	Zero elements when no submission set concept in community
GetFolderAndContents	Folder	Zero elements when no folder concept in community
GetFoldersForDocument	Folder	Zero elements when no folder concept in community
GetRelatedDocuments	Association	Zero elements when no association concept in community

### 3.38.4.1.3 Expected Actions

3055 Actors supporting this transaction shall support the Expected Actions described in ITI TF-2a: 3.18.4.1.3. In addition:

The Responding Gateway actor shall:

- Return an XDSUnknownCommunity error code if the value of homeCommunityId is specified and is not known by the Responding Gateway.
- 3060 • Verify the homeCommunityId is specified on relevant queries and return an XDSMissingHomeCommunityId error code if missing.
- Route the query to the local XDS Document Registry or perform equivalent action to form a query response. When routing to a local XDS Document Registry, the Responding Gateway shall pass all parameters into the Registry Stored Query [ITI-18] transaction.
- 3065 • When routing a response from a local XDS Document Registry, the Responding Gateway shall pass all entities received in the Registry Stored Query response into the response to the Cross Gateway Query.
- Ensure that the response contains the value identifying the Responding Gateway's community for the homeCommunityId attribute in every appropriate element. The elements that shall include the eBRIM home attribute are:
  - If returnType="LeafClass" the ExtrinsicObject and RegistryPackage elements shall contain the home attribute.
  - If returnType="ObjectRef" the ObjectRef element shall contain the home attribute.
- 3070

- 3075 • Ensure that every RegistryError element returned in the response shall have the location attribute set to the homeCommunityId of the Responding Gateway.

The Initiating Gateway actor shall:

- 3080 • On receiving the response from the Responding Gateway, verify the homeCommunityId is present where appropriate. If homeCommunityId is not present in any of the ExtrinsicObject, RegistryPackage or ObjectRef elements the Initiating Gateway shall reflect an XDSMissingHomeCommunityId to the initiator of the transaction – either the Document Consumer or the internal actor. All XDSMissingHomeCommunityId errors generated by the Initiating Gateway shall include, in the context of the message, identification of the Responding Gateway that returned the invalid response and the element or elements that were in error.
- 3085 • If the XDS Affinity Domain Option is supported and if needed, consolidate results from multiple Responding Gateways. This includes reflecting in the consolidated results returned in response to the originating Registry Stored Query [ITI-18] all successes and failures received from Responding Gateways. If both successes and failures are received from Responding Gateways, the Initiating Gateway shall return both RegistryObjectList and RegistryErrorList in one response and specify PartialSuccess status. If an XDSUnknownPatientId error is returned from a Responding Gateway then the Initiating Gateway shall not include this error in the consolidated results sent to the Document Consumer. The removal of the XDSUnknownPatientId is done to maintain compatibility with the XDS profile’s use of Registry Stored Query since Document Consumers are not expecting to receive this error. Other than removal of the XDSUnknownPatientId, the Initiating Gateway shall pass all entities received in the Cross Gateway Query response into the response to the Registry Stored Query [ITI-18].

#### 3.38.4.1.4 Security Considerations

3100 Both the Initiating Gateway and Responding Gateway shall audit the Cross Gateway Query. The audit entries shall be equivalent to the entries required for the Registry Stored Query.

The Initiating Gateway:

- If receiving a Registry Stored Query transaction from a Document Consumer, shall audit as if it were a Document Registry. See ITI TF-2a: 3.18.5.1.2.
- 3105 • In addition, shall audit the Cross Gateway Query as if it were a Document Consumer except that for EventTypeCode the Initiating Gateway shall specify EV(“ITI-38”, “IHE Transactions”, and “Cross Gateway Query”). See ITI TF-2a: 3.18.5.1.1.
- In addition, if interacting with a local Document Registry, shall audit as if it were a Document Consumer. See ITI TF-2a: 3.18.5.1.1.
- The Responding Gateway:
- 3110 • Shall audit the Cross Gateway Query as if it were a Document Registry except that for EventTypeCode the Responding Gateway shall specify EV(“ITI-38”, “IHE Transactions”, “Cross Gateway Query”). See ITI TF-2a: 3.18.5.1.2.

- In addition, if interacting with a local Document Registry, shall audit as if it were a Document Consumer. See ITI TF-2a: 3.18.5.1.1.

3115 **3.38.5 Protocol Requirements**

The Cross Gateway Query request and response will be transmitted using Synchronous or Asynchronous Web Services Exchange, according to the requirements specified in ITI TF-2x: Appendix V. The protocol requirements are identical to the Registry Stored Query except as noted below.

3120

**Table 3.38.5-1: WSDL Namespace Definitions**

soap	http://schemas.xmlsoap.org/wsdl/soap/
soap12	http://schemas.xmlsoap.org/wsdl/soap12/
wsaw	http://www.w3.org/2006/05/addressing/wsdl/
xsd	http://www.w3.org/2001/XMLSchema
ihe	urn:ihe:iti:xds-b:2007
rs	urn:oasis:names:tc:ebxml-regrep:xsd:rs:3.0
lcm	urn:oasis:names:tc:ebxml-regrep:xsd:lcm:3.0
query	urn:oasis:names:tc:ebxml-regrep:xsd:query:3.0

**Responding Gateway:** These are the requirements for the Cross Gateway Query transaction presented in the order in which they would appear in the Responding Gateway WSDL definition:

- 3125
- The following types shall be imported (xsd:import) in the /definitions/types section:
    - namespace="urn:oasis:names:tc:ebxml-regrep:xsd:query:3.0", schemaLocation="query.xsd"
  - The /definitions/message/part/@element attribute of the Cross Gateway Query Request message shall be defined as “query:AdhocQueryRequest”
- 3130
- The /definitions/message/part/@element attribute of the Cross Gateway Query Response message shall be defined as “query:AdhocQueryResponse”
  - Refer to table 3.38.5-2 below for additional attribute requirements

**Table 3.38.5-2: Additional Attribute Requirements**

Attribute	Value
/definitions/portType/operation@name	RespondingGateway_CrossGatewayQuery
/definitions/portType/operation/input/@wsaw:Action	urn:ihe:iti:2007:CrossGatewayQuery
/definitions/portType/operation/output/@wsaw:Action	urn:ihe:iti:2007:CrossGatewayQueryResponse
/definitions/binding/operation/soap12:operation/	urn:ihe:iti:2007:CrossGatewayQuery

Attribute	Value
@soapAction	

3135

These are the requirements that affect the wire format of the SOAP message. The other WSDL properties are only used within the WSDL definition and do not affect interoperability. Full sample request and response messages are in ITI TF-2b: 3.38.5.1 Sample SOAP Messages.

For informative WSDL for the Responding Gateway actor see ITI TF-2x: Appendix W.

### 3140 3.38.5.1 Sample SOAP Messages

The samples in the following two sections show a typical SOAP request and its relative SOAP response. The sample messages also show the WS-Addressing headers <Action/>, <MessageID/>, <ReplyTo/>...; these WS-Addressing headers are populated according to the W3C WS-Addressing standard. The body of the SOAP message is omitted for brevity; in a real scenario the empty element will be populated with the appropriate metadata.

3145

Samples presented in this section are also available online on the IHE FTP site, see ITI TF-2x: Appendix W.

#### 3.38.5.1.1 Sample Cross Gateway Query SOAP Request

##### 3.38.5.1.1.1 Synchronous Web Services Exchange

3150

```
<s:Envelope xmlns:s="http://www.w3.org/2003/05/soap-envelope"
xmlns:a="http://www.w3.org/2005/08/addressing">
  <s:Header>
    <a:Action s:mustUnderstand="1">urn:ihe:iti:2007:CrossGatewayQuery</a:Action>
    <a:MessageID>urn:uuid:def119ad-dc13-49c1-a3c7-e3742531f9b3</a:MessageID>
    <a:ReplyTo>
      <a:Address>http://www.w3.org/2005/08/addressing/anonymous</a:Address>
    </a:ReplyTo>
    <a:To s:mustUnderstand="1">http://localhost/service/IHEXCARespondingGateway.svc</a:To>
  </s:Header>
  <s:Body>
    <query:AdhocQueryRequest xmlns:query="urn:oasis:names:tc:ebxml-regrep:xsd:query:3.0"/>
  </s:Body>
</s:Envelope>
```

3155

3160

##### 3.38.5.1.1.2 Asynchronous Web Services Exchange

3165

```
<s:Envelope xmlns:s="http://www.w3.org/2003/05/soap-envelope"
xmlns:a="http://www.w3.org/2005/08/addressing">
  <s:Header>
    <a:Action s:mustUnderstand="1">urn:ihe:iti:2007:CrossGatewayQuery</a:Action>
    <a:MessageID>urn:uuid:def119ad-dc13-49c1-a3c7-e3742531f9b3</a:MessageID>
    <a:ReplyTo>
      <a:Address>http://192.168.2.4:9080/XcaService/InitiatingGatewayReceiver.svc</a:Address>
    </a:ReplyTo>
    <a:To s:mustUnderstand="1">http://localhost/XcaService/RespondingGatewayReceiver.svc</a:To>
  </s:Header>
  <s:Body>
    <query:AdhocQueryRequest xmlns:query="urn:oasis:names:tc:ebxml-regrep:xsd:query:3.0"/>
  </s:Body>
</s:Envelope>
```

3170

3175

### 3.38.5.1.2 Sample Cross Gateway Query SOAP Response

#### 3180 3.38.5.1.2.1 Synchronous Web Services Exchange

```

3180 <s:Envelope xmlns:s="http://www.w3.org/2003/05/soap-envelope"
xmlns:a="http://www.w3.org/2005/08/addressing">
3185   <s:Header>
     <a:Action s:mustUnderstand="1">urn:ihe:iti:2007:CrossGatewayQueryResponse</a:Action>
     <a:RelatesTo>urn:uuid:def119ad-dc13-49c1-a3c7-e3742531f9b3</a:RelatesTo>
3190   </s:Header>
     <s:Body>
     <query:AdhocQueryResponse xmlns:query="urn:oasis:names:tc:ebxml-regrep:xsd:query:3.0"/>
     </s:Body>
   </s:Envelope>

```

#### 3.38.5.1.2.2 Asynchronous Web Services Exchange

```

3195 <s:Envelope xmlns:s="http://www.w3.org/2003/05/soap-envelope"
xmlns:a="http://www.w3.org/2005/08/addressing">
     <s:Header>
3200   <a:Action s:mustUnderstand="1">urn:ihe:iti:2007:CrossGatewayQueryResponse</a:Action>
     <a:MessageID>urn:uuid:D6C21225-8E7B-454E-9750-821622C099DB</a:MessageID>
     <a:RelatesTo>urn:uuid:def119ad-dc13-49c1-a3c7-e3742531f9b3</a:RelatesTo>
     <a:To s:mustUnderstand="1">http://localhost:2647/XcaService/InitiatingGatewayReceiver.svc
     </a:To>
3205   </s:Header>
     <s:Body>
     <query:AdhocQueryResponse xmlns:query="urn:oasis:names:tc:ebxml-regrep:xsd:query:3.0"/>
     </s:Body>
   </s:Envelope>

```

### 3205 3.39 Cross Gateway Retrieve

This section corresponds to Transaction 39 of the IHE Technical Framework. Transaction 39 is used by the Initiating Gateway and Responding Gateway actors.

#### 3.39.1 Scope

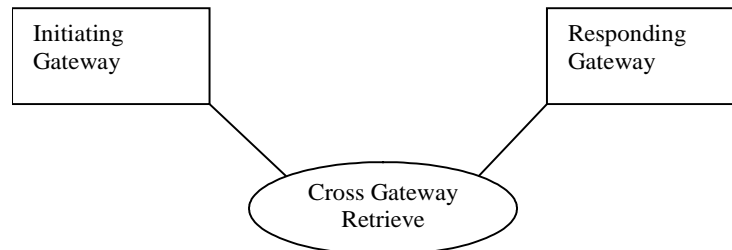
3210 The scope of the Cross Gateway Retrieve transaction is semantically the same as the Retrieve Document Set transaction [ITI-43]. Differences from the Retrieve Document Set transactions are:

- The Cross Gateway Retrieve is between an Initiating Gateway and a Responding Gateway.
- 3215 • The 'homeCommunityId' parameter is required. This means that the homeCommunityId parameter which is optional on the Retrieve Document Set transaction is required by this transaction.
- 3220 • Responding Gateways shall support the Asynchronous Web Services Exchange Option on the Cross Gateway Retrieve. Support for this function is required in order to enable use of Asynchronous Web Services Exchange in any cross-community interaction. Without this support an Initiating Gateway would require unique configuration, per Responding Gateway, to know if Asynchronous Web Services Exchange was supported. It is expected that Asynchronous Web Services Exchange will be desired by the majority of communities.



- 3225
- Asynchronous Web Services Exchange is an option on the Initiating Gateway, see ITI TF-1: 18.2.2.

### 3.39.2 Use Case Roles



**Figure 3.39.2-1: Use Case Roles**

3230 **Actor:** Initiating Gateway

**Role:** To formulate a Cross Gateway Retrieve in response to Retrieve Document Set transactions or other internal interaction.

**Actor:** Responding Gateway

**Role:** To return the documents requested.

### 3235 3.39.3 Referenced Standard

Implementors of this transaction shall comply with all requirements described in ITI TF-2x: Appendix V Web Services for IHE Transactions.

ebRIM OASIS/ebXML Registry Information Model v3.0

ebRS OASIS/ebXML Registry Services Specifications v3.0

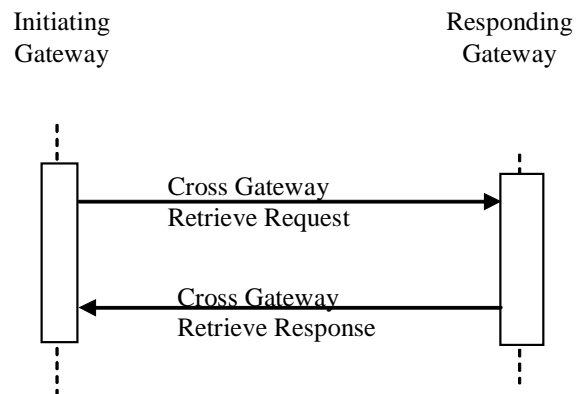
3240 ITI TF-2x: Appendix V: Web Services for IHE Transactions

Contains references to all Web Services standards and requirements of use

ITI TF-3:4 Metadata used in Document Sharing profiles

MTOM SOAP Message Transmission Optimization Mechanism

<http://www.w3.org/TR/soap12-mtom/>

3245 **3.39.4 Interaction Diagram****3.39.4.1 Cross Gateway Retrieve**

The Cross Gateway Retrieve uses the same syntax and standards as the Retrieve Document Set transaction specified in XDS. See ITI TF-2b: 3.43.

3250 **3.39.4.1.1 Trigger Events**

This message is initiated by the Initiating Gateway to retrieve a set of documents from another community represented by a Responding Gateway. The Initiating Gateway may be responding to a Retrieve Document Set transaction or may use a proprietary mechanism for triggering the Cross Gateway Retrieve.

3255 **3.39.4.1.2 Message Semantics**

The message semantics for Cross Gateway Retrieve are the same as Retrieve Document Set. See ITI TF-2b: 3.43.4.1.2. The Initiating Gateway shall specify the homeCommunityId parameter within the Retrieve Document Set. The homeCommunityId shall contain the value that identifies the community associated with the Responding Gateway.

3260 **3.39.4.1.3 Expected Actions**

Actors supporting this transaction shall support the Expected Actions described in the ITI TF-2b: 3.43.4.1.3.

3265 The Responding Gateway shall determine the local system or systems which hold the documents requested and interact with those systems. The Responding Gateway may use a Retrieve Document Set transaction or other internally defined interaction, to retrieve the document or documents. If more than one system is contacted the Responding Gateway shall consolidate the results from the multiple systems into one response to the Initiating Gateway. If both successes and failures are received the Responding Gateway may choose to use PartialSuccess status to reflect both failure and success. The Responding Gateway may alternatively choose to suppress  
3270 the failures and report only successes.

Every RegistryError element returned in the response shall have the location attribute set to the homeCommunityId of the Responding Gateway.

3275 If the XDS Affinity Domain Option is supported, the Initiating Gateway actor shall, if needed, consolidate results from multiple Responding Gateways. This includes reflecting in the consolidated results returned to the originating Retrieve Document Set [ITI-43] all successes and failures received from Responding Gateways. If both successes and failures are received from Responding Gateways, the Initiating Gateway shall return both DocumentResponse and RegistryErrorList elements in one response and specify PartialSuccess status.

### 3.39.4.1.4 Security Considerations

3280 Both the Initiating Gateway and Responding Gateway shall audit the Cross Gateway Retrieve. The audit entries shall be equivalent to the entries required for the Retrieve Document Set.

The Initiating Gateway:

- If receiving a Retrieve Document Set transaction from a Document Consumer, shall audit as if it were a Document Repository. See ITI TF-2b: 3.43.6.
- 3285 • In addition, shall audit the Cross Gateway Retrieve as if it were a Document Consumer except that for EventTypeCode the Initiating Gateway shall specify EV(“ITI-39”, “IHE Transactions”, and “Cross Gateway Retrieve”). See ITI TF-2b: 3.43.6.
- In addition, if interacting with a local Document Repository, shall audit as if it were a Document Consumer. See ITI TF-2b: 3.43.6. One audit record shall be created for each
- 3290 Document Repository contacted.

The Responding Gateway:

- Shall audit the Cross Gateway Retrieve as if it were a Document Repository except that for EventTypeCode the Responding Gateway shall specify EV(“ITI-39”, “IHE Transactions”, “Cross Gateway Retrieve”). See ITI TF-2b: 3.43.6.
- 3295 • In addition, if interacting with a local Document Repository, shall audit as if it were a Document Consumer. See ITI TF-2b: 3.43.6. One audit record shall be created for each Document Repository contacted.

### 3.39.5 Protocol Requirements

3300 The Cross Gateway Retrieve request and response will be transmitted using Synchronous or Asynchronous Web Services Exchange, according to the requirements specified in ITI TF-2x: Appendix V. The protocol requirements are identical to the Retrieve Document Set except as noted below.

**Table 3.39.5-1: WSDL Namespace Definitions**

soap	http://schemas.xmlsoap.org/wsdl/soap/
soap12	http://schemas.xmlsoap.org/wsdl/soap12/
wsaw	http://www.w3.org/2006/05/addressing/wsdl/
xsd	http://www.w3.org/2001/XMLSchema

ihe	urn:ihe:iti:xds-b:2007
rs	urn:oasis:names:tc:ebxml-regrep:xsd:rs:3.0
lcm	urn:oasis:names:tc:ebxml-regrep:xsd:lcm:3.0
query	urn:oasis:names:tc:ebxml-regrep:xsd:query:3.0

3305 **Responding Gateway:** These are the requirements for the Cross Gateway Retrieve transaction presented in the order in which they would appear in the Responding Gateway WSDL definition:

- The following types shall be imported (xsd:import) in the /definitions/types section:
  - namespace="urn:ihe:iti:xds-b:2007", schema="IHEXDS.xsd"
- The /definitions/message/part/@element attribute of the Cross Gateway Retrieve Request message shall be defined as “ihe:RetrieveDocumentSetRequest”
- The /definitions/message/part/@element attribute of the Cross Gateway Retrieve Response message shall be defined as “ihe:RetrieveDocumentSetResponse”
- Refer to table 3.39.5-2 below for additional attribute requirements

3315

**3.39.5-2: Requirements for portType and Binding attributes**

Attribute	Value
/definitions/portType/operation@name	RespondingGateway_CrossGatewayRetrieve
/definitions/portType/operation/input/@wsaw:Action	urn:ihe:iti:2007:CrossGatewayRetrieve
/definitions/portType/operation/output/@wsaw:Action	urn:ihe:iti:2007:CrossGatewayRetrieveResponse
/definitions/binding/operation/soap12:operation/@soapAction	urn:ihe:iti:2007:CrossGatewayRetrieve

These are the requirements that affect the wire format of the SOAP message. The other WSDL properties are only used within the WSDL definition and do not affect interoperability. Full sample request and response messages are in ITI TF-2b: 3.43.5.1 Sample SOAP Messages.

3320 For informative WSDL for the Responding Gateway actor see ITI TF-2x: Appendix W.

The <ihe:RetrieveDocumentSetRequest/> element is defined in ITI TF-2b: 3.43.5. When used within the Cross Gateway Retrieve the <ihe:HomeCommunityId/> element is required.

The <ihe:RetrieveDocumentSetResponse/> element is defined in ITI TF-2b: 3.43.5.

### 3.39.5.1 Sample SOAP Messages

3325 The samples in the following two sections show a typical SOAP request and its relative SOAP response. The sample messages also show the WS-Addressing headers <Action/>, <MessageID/>, <ReplyTo/>...; these WS-Addressing headers are populated according to the

W3C WS-Addressing standard. The body of the SOAP message is omitted for brevity; in a real scenario the empty element will be populated with the appropriate metadata.

3330 Samples presented in this section are also available online on the IHE FTP site, see ITI TF-2x: Appendix W.

### 3.39.5.1.1 Sample Cross Gateway Retrieve SOAP Request

#### 3.39.5.1.1.1 Synchronous Web Services Exchange

```

3335 <s:Envelope
      xmlns:s="http://www.w3.org/2003/05/soap-envelope"
      xmlns:a="http://www.w3.org/2005/08/addressing">
    <s:Header>
3340       <a:Action s:mustUnderstand="1">urn:ihe:iti:2007:CrossGatewayRetrieve</a:Action>
       <a:MessageID>urn:uuid:0fbfdced-6c01-4d09-a110-2201afedaa02</a:MessageID>
       <a:ReplyTo>
         <a:Address>http://www.w3.org/2005/08/addressing/anonymous</a:Address>
       </a:ReplyTo>
       <a:To
3345 s:mustUnderstand="1">http://localhost:2647/XcaService/IHEXCAGateway.svc</a:To>
     </s:Header>
     <s:Body>
       <RetrieveDocumentSetRequest xmlns="urn:ihe:iti:xds-b:2007">
3350         <DocumentRequest>
           <HomeCommunityId>urn:oid:1.2.3.4</HomeCommunityId>
           <RepositoryUniqueId>1.3.6.1.4...1000</RepositoryUniqueId>
           <DocumentUniqueId>1.3.6.1.4...2300</DocumentUniqueId>
         </DocumentRequest>
3355         <DocumentRequest>
           <HomeCommunityId>urn:oid:1.2.3.5</HomeCommunityId>
           <RepositoryUniqueId>1.3.6.1.4...2000</RepositoryUniqueId>
           <DocumentUniqueId>1.3.6.1.4...2301</DocumentUniqueId>
         </DocumentRequest>
       </RetrieveDocumentSetRequest>
3360     </s:Body>
  </s:Envelope>

```

#### 3.39.5.1.1.2 Asynchronous Web Services Exchange

```

3365 <s:Envelope
      xmlns:s="http://www.w3.org/2003/05/soap-envelope"
      xmlns:a="http://www.w3.org/2005/08/addressing">
    <s:Header>
3370       <a:Action s:mustUnderstand="1">urn:ihe:iti:2007:CrossGatewayRetrieve</a:Action>
       <a:MessageID>urn:uuid:0fbfdced-6c01-4d09-a110-2201afedaa02</a:MessageID>
       <a:ReplyTo>
3375         <a:Address>http://192.168.2.4:9080/XcaService/InitiatingGatewayReceiver.svc
         </a:Address>
       </a:ReplyTo>
       <a:To
       s:mustUnderstand="1">http://localhost:2647/XcaService/RespondingGatewayReceiver.svc</a:To>
     </s:Header>
     <s:Body>
       <RetrieveDocumentSetRequest xmlns="urn:ihe:iti:xds-b:2007">
3380         <DocumentRequest>
           <HomeCommunityId>urn:oid:1.2.3.4</HomeCommunityId>
           <RepositoryUniqueId>1.3.6.1.4...1000</RepositoryUniqueId>
           <DocumentUniqueId>1.3.6.1.4...2300</DocumentUniqueId>
         </DocumentRequest>
3385         <DocumentRequest>
           <HomeCommunityId>urn:oid:1.2.3.5</HomeCommunityId>
           <RepositoryUniqueId>1.3.6.1.4...2000</RepositoryUniqueId>
         </DocumentRequest>
       </RetrieveDocumentSetRequest>
     </s:Body>
  </s:Envelope>

```

```

3390         <DocumentUniqueId>1.3.6.1.4...2301</DocumentUniqueId>
           </DocumentRequest>
           </RetrieveDocumentSetRequest>
</s:Body>
</s:Envelope>

```

### 3.39.5.1.2 Sample Cross Gateway Retrieve SOAP Response

#### 3.39.5.1.2.1 Synchronous Web Services Exchange

```

3395 <s:Envelope xmlns:s="http://www.w3.org/2003/05/soap-envelope"
      xmlns:a="http://www.w3.org/2005/08/addressing">
      <s:Header>
3400         <a:Action
           s:mustUnderstand="1">urn:ihe:iti:2007:CrossGatewayRetrieveResponse</a:Action>
           <a:RelatesTo>urn:uuid:0fbfdced-6c01-4d09-a110-2201afedaa02</a:RelatesTo>
        </s:Header>
        <s:Body>
3405         <RetrieveDocumentSetResponse
           xmlns="urn:ihe:iti:xds-b:2007"
           xmlns:lcm="urn:oasis:names:tc:ebxml-regrep:xsd:lcm:3.0"
           xmlns:query="urn:oasis:names:tc:ebxml-regrep:xsd:query:3.0"
           xmlns:rjm="urn:oasis:names:tc:ebxml-regrep:xsd:rjm:3.0"
           xmlns:rs="urn:oasis:names:tc:ebxml-regrep:xsd:rs:3.0">
3410         <rs:RegistryResponse status="urn:oasis:names:tc:ebxml-
           regrep:ResponseStatusType:Success"/>
           <DocumentResponse>
           <HomeCommunityId>urn:oid:1.2.3.4</HomeCommunityId>
           <RepositoryUniqueId>1.3.6.1.4...1000</RepositoryUniqueId>
           <DocumentUniqueId>1.3.6.1.4...2300</DocumentUniqueId>
3415         <contentType>text/xml</contentType>
           <Document>UjBsR09EbGhjZ0dTRUxNQFBUUNBRU1tQ1p0dU1GUXhEUzhi</Document>
           </DocumentResponse>
3420         <DocumentResponse>
           <HomeCommunityId>urn:oid:1.2.3.5</HomeCommunityId>
           <RepositoryUniqueId>1.3.6.1.4...2000</RepositoryUniqueId>
           <DocumentUniqueId>1.3.6.1.4...2301</DocumentUniqueId>
           <contentType>text/xml</contentType>
3425         <Document>UjBsR09EbGhjZ0dTRUxNQFBUUNBRU1tQ1p0dU1GUXhEUzhi</Document>
           </DocumentResponse>
           </RetrieveDocumentSetResponse>
        </s:Body>
</s:Envelope>

```

#### 3.39.5.1.2.2 Asynchronous Web Services Exchange

```

3430 <s:Envelope xmlns:s="http://www.w3.org/2003/05/soap-envelope"
      xmlns:a="http://www.w3.org/2005/08/addressing">
      <s:Header>
3435         <a:Action
           s:mustUnderstand="1">urn:ihe:iti:2007:CrossGatewayRetrieveResponse</a:Action>
           <a:MessageID>urn:uuid:D6C21225-8E7B-454E-9750-821622C099DB</a:MessageID>
           <a:RelatesTo>urn:uuid:0fbfdced-6c01-4d09-a110-2201afedaa02</a:RelatesTo>
           <a:To
3440         s:mustUnderstand="1">http://localhost:2647/XcaService/InitiatingGatewayReceiver.svc</a:To>
        </s:Header>
        <s:Body>
3445         <RetrieveDocumentSetResponse
           xmlns="urn:ihe:iti:xds-b:2007"
           xmlns:lcm="urn:oasis:names:tc:ebxml-regrep:xsd:lcm:3.0"
           xmlns:query="urn:oasis:names:tc:ebxml-regrep:xsd:query:3.0"
           xmlns:rjm="urn:oasis:names:tc:ebxml-regrep:xsd:rjm:3.0"
           xmlns:rs="urn:oasis:names:tc:ebxml-regrep:xsd:rs:3.0">

```

```
3450         <rs:RegistryResponse status="urn:oasis:names:tc:ebxml-
regrep:ResponseStatusType:Success"/>
         <DocumentResponse>
           <HomeCommunityId>urn:oid:1.2.3.4</HomeCommunityId>
           <RepositoryUniqueId>1.3.6.1.4...1000</RepositoryUniqueId>
           <DocumentUniqueId>1.3.6.1.4...2300</DocumentUniqueId>
3455           <mimeType>text/xml</mimeType>
         <Document>UjBsR09EbGhjZ0dTQUxNQUFBUUNBRU1tQ1p0dU1GUXhEUzhi</Document>
         </DocumentResponse>
         <DocumentResponse>
           <HomeCommunityId>urn:oid:1.2.3.5</HomeCommunityId>
           <RepositoryUniqueId>1.3.6.1.4...2000</RepositoryUniqueId>
           <DocumentUniqueId>1.3.6.1.4...2301</DocumentUniqueId>
3460           <mimeType>text/xml</mimeType>
         <Document>UjBsR09EbGhjZ0dTQUxNQUFBUUNBRU1tQ1p0dU1GUXhEUzhi</Document>
3465         </DocumentResponse>
         </RetrieveDocumentSetResponse>
       </s:Body>
</s:Envelope>
3470
```

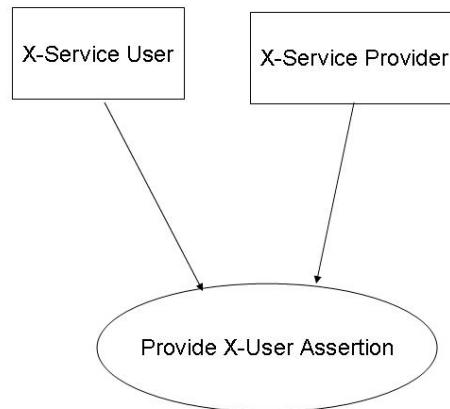
### 3.40 Provide X-User Assertion

This section corresponds to Transaction ITI-40 of the IHE IT Infrastructure Technical Framework.

#### 3.40.1 Scope

3475 Transaction ITI-40 is used by the **X-Service User** to pass a claimed identity assertion to the **X-Service Provider**. The **X-Service User** and **X-Service Provider** use the '**X-Assertion Provider**' as the third party issuer of the claimed identity assertion.

### 3.40.2 Use Case Roles



3480

**Actor:** X-Service User

**Role:** User of a transaction that requires a Cross-Enterprise User Assertion

**Actor:** X-Service Provider

**Role:** Service provider on a transaction that requires a Cross-Enterprise User Assertion

3485 **3.40.3 Referenced Standards**

**3.40.3.1 Normative -- required to use this transaction**

- OASIS <http://www.oasis-open.org/committees/security/>.
  - SAMLCore SAML V2.0 Core standard
- [WSS10](#) OASIS Standard, "OASIS Web Services Security: SOAP Message Security 1.0 (WS-Security 2004)", March 2004.
- [WSS11](#) OASIS Standard, "OASIS Web Services Security: SOAP Message Security 1.1 (WS-Security 2004)", February 2006.
- [WSS:SAMLTokenProfile1.0](#) OASIS Standard, "Web Services Security: SAML Token Profile", December 2004
- [WSS:SAMLTokenProfile1.1](#) OASIS Standard, "Web Services Security: SAML Token Profile 1.1", February 2006

3495



- XSPA-SAMLv1.0 OASIS Standard, “Cross-Enterprise Security and Privacy Authorization (XSPA) Profile of the Security Assertion Markup Language (SAML) for Healthcare v1.0” , November 2009
- 3500 • SAML 2.0 Profile For XACML 2.0 OASIS Standard, February 2005

### 3.40.3.2 Informative -- assist with understanding or implementing this transaction

- [IHE](#) Profiles
  - Personnel White Pages Profile
  - Enterprise User Authentication Profile
  - 3505 • Basic Patient Privacy Consents Profile
- OASIS
  - SAML V2.0 Standards <http://www.oasis-open.org/committees/security/>.
  - SAML V2.0 Technical Overview
  - SAML Executive Overview
  - 3510 • SAML Tutorial presentation by Eve Maler of Sun Microsystems
  - SAML Specifications
  - WS-Trust - OASIS Web Services Secure Exchange (WS-SX) TC
  - 3515 • XSPA-XACMLv1.0 OASIS Standard, “Cross-Enterprise Security and Privacy Authorization (XSPA) Profile of XACML v2.0 for Healthcare v1.0” , November 2009

### 3.40.4 Interaction Diagram

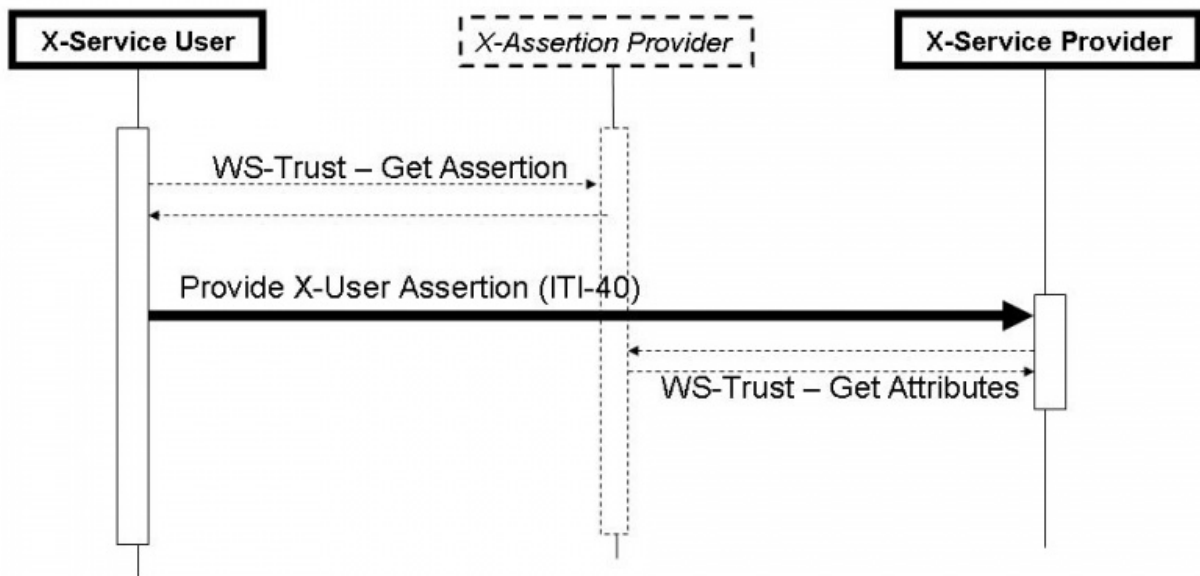


Figure 3.40.1-1: X-User Assertion Messages

#### 3.40.4.1 Provide X-User Assertion

3520 The Provide X-User Assertion is profiled to assure interoperability between an X-Service User and an X-Service Provider that need an Assertion about the entity requesting the service. There are many ways to provide an Assertion that are all acceptable and may be used by parties that have agreed to their use.

3525 The Provide X-User Assertion transaction sets some minimal interoperability profiling for this use-case. The Provide X-User Assertion transaction shall be used when there is no other agreed upon policy that would assure User Assertion interoperability (e.g., WS-SecurityPolicy).

##### 3.40.4.1.1 Trigger

Configuration of the X-Service Provider and X-Service User indicates when the X-User Assertion transaction is necessary.

3530 **3.40.4.1.2 Message Semantics**

The X-User Assertion must be protected at all times against confidentiality exposure, malicious modification, and trust relationship between those communicating it. The IHE Actors that are grouped with XUA may already require IHE-ATNA and thus TLS Mutual-Authentication, Integrity, and Confidentiality.

3535 The X-Service User shall include the OASIS Web Services Security (WSS) Header, and shall include a SAML 2.0 Assertion as the security token.

Any ATNA Audit Messages that the X-Service User records in relationship to a transaction protected by the XUA (e.g., XDS.b Registry Stored Query, and XDS.b Retrieve Document Set), shall have the user identity recorded according to the XUA specific ATNA encoding rules (See 3540 3.40.4.2 ATNA Audit encoding). This assures that the X-Service User and X-Service Provider ATNA Audit messages can be correlated at the ATNA Audit Repository.

Any ATNA Audit Messages recorded by Actor grouped with the X-Service User Actor, shall have the user identity recorded according to the XUA specific ATNA encoding rules (See 3545 3.40.4.2 ATNA Audit encoding). For example: The XDS.b Document Consumer Actor records the Query event, this event record will include the identity provided in the XUA Identity Assertion. This assures that the X-Service User and X-Service Provider ATNA Audit messages can be correlated at the ATNA Audit Repository.

The SAML 2.0 **Assertion** is profiled as follows (**bold** is used when SAML 2.0 terms are used):

- 3550 • The Assertion shall contain a **Subject**. The Subject contains the logical identifier of the principal performing the original service request (person, application, etc.) and remains unchanged through operations acting on the assertion (e.g., proxying the Assertion).
- The **Subject** shall contain a **SubjectConfirmation** element. The bearer confirmation method shall be supported; the holder-of-key method may be supported. These methods are defined in the SAML 2.0 Profile specification, section 3.
- 3555 • The SAML Assertion **Conditions** are profiled as:
  - **NotBefore** shall be populated with the issue instant of the Assertion
  - **NotOnOrAfter** is not specified by XUA because reasonable time limits are not clear at the IHE Profile level. The Expiration is provided by the X-Assertion Provider and would be variable on an Affinity Domain and/or System level.
- 3560 • The assertion shall contain an **AudienceRestriction** containing an **Audience** whose value is a URI identifying the X-Service Provider (e.g., XDS Registry, XDS Repository). It may contain an Audience whose value is a URI identifying the Affinity Domain.
- 3565 • The Assertion may contain **ProxyRestriction** and **OneTimeUser** conditions but XUA actors may ignore these conditions.
- The Assertion shall contain an AuthnStatement specify the AuthnContextClassRef or AuthnContextDeclRef

3570 • The Assertion may contain other statements (e.g., Attributes) The <AttributeStatement> element describes a statement by the SAML authority asserting that the requesting user is associated with the specified attributes. When Local Policy requires that the following attributes are carried in the SAML assertion then they should be encoded as follows:

• Subject ID : The value on the Subject ID attribute shall be a plain text description of the user's name (not user ID).

3575 • This <Attribute> element shall have the Name attribute set to “urn:oasis:names:tc:xspa:1.0:subject:subject-id”. The name of the user shall be placed in the value of the <AttributeValue> element. (Keep in mind that the term “subject” in SAML and XACML refers to the individual making the request; in this specification, the term “User” is generally used with the same meaning, but when referring to attributes defined in SAML or XACML, the naming convention of the standard is retained.)

```
<saml:Attribute Name="urn:oasis:names:tc:xspa:1.0:subject:subject-id">
  <saml:AttributeValue>Walter H.Brattain IV</saml:AttributeValue>
</saml:Attribute>
```

3580 • Subject Organization : The value on Subject Organization attribute shall be a plain text description of the organization.

3585 • This <Attribute> element shall have the Name attribute set to “urn:oasis:names:tc:xspa:1.0:subject:organization”. In plain text, the organization that the user belongs to shall be placed in the value of the <AttributeValue> element.

```
<saml:Attribute Name="urn:oasis:names:tc:xspa:1.0:subject:organization">
  <saml:AttributeValue>Family Medical Clinic</saml:AttributeValue>
</saml:Attribute>
```

• Subject Organization ID Attribute

3595 • This <Attribute> element shall have the Name attribute set to “urn:oasis:names:tc:xspa:1.0:subject:organization-id”. A unique identifier for the organization that the user is representing in performing this transaction shall be placed in the value of the <AttributeValue> element. This organization ID shall be consistent with the plain-text name of the organization provided in the User Organization Attribute. The organization ID may be an Object Identifier (OID), using the urn format (that is, “urn:oid:” appended with the OID); or it may be a URL assigned to that organization.

```
<saml:Attribute Name="urn:oasis:names:tc:xspa:1.0:subject:organization-id">
  <saml:AttributeValue>http://familymedicalclinic.org</saml:AttributeValue>
</saml:Attribute>
```

3600 • Home Community ID Attribute

3605 • This <Attribute> element shall have the Name attribute set to “urn:ihe:iti:xca:2010:homeCommunityId”. The value shall be the Home Community ID (an Object Identifier) assigned to the Community that is initiating the request, using the urn format (that is, “urn:oid:” appended with the OID).

```
<saml:Attribute Name="urn:ihe:iti:xca:2010:homeCommunityId">
```

```
<saml:AttributeValue>urn:oid:2.16.840.1.113883.3.190</saml:AttributeValue>
</saml:Attribute>
```

- National Provider Identifier (NPI) Attribute

3615

- A National Provider Identifier (NPI) is a unique identifier issued to health care providers by their national authority. (e.g., in the United States this is a 10-digit number assigned by the Centers for Medicare and Medicaid Services (CMS)). This attribute provides the ability to specify an NPI value as part of the SAML assertion that accompanies a message. When a simple string is used there needs to be a mutually agreed upon assigning authority. The HL7 CE type can be used to explicitly show the assigning authority (See use in the Subject-Role Option).

3620

- This <Attribute> element SHALL have the Name attribute set to “urn:oasis:names:tc:xspa:2.0:subject:npi”. An example of the syntax of this element follows:

3625

```
<saml:Attribute Name="urn:oasis:names:tc:xspa:2.0:subject:npi">
  <saml:AttributeValue>1234567890</saml:AttributeValue>
</saml:Attribute>
```

- The Assertion may contain other statements (e.g., Attributes)
- The Assertion shall be signed by the X-Assertion Provider as defined in SAML Core.

3630

The interface between the X-Service User and the X-Assertion Provider is not specified by XUA. This interface needs to be protected against risks (e.g., exposure of the SAML Token to interception for malicious use). Assertions need to be carefully managed in the X-Service User to ensure they are not exposed in the application code or any subsequent use of the Assertion.

#### 3.40.4.1.2.1 Subject-Role Option

3635

When the Subject-Role Option is used the X-Service User shall encode the relevant user subject roles from a locally defined Code-Set into a subject role <Attribute> element(s). The Subject-Role values communicated are assertions from the X-Service User perspective.

3640

The subject role <Attribute> element shall have the Name attribute set to “urn:oasis:names:tc:xacml:1.0:subject:role”. The value of the <AttributeValue> element is a child element, “Role”, in the namespace “urn:hl7-org:v3”, whose content is defined by the “CE” (coded element) data type from the HL7 version 3 specification. The codeSystem shall identify the Value-Set. The codeSystemName shall identify the name of the Value-Set. The Code Element shall contain the role value from the identified Value-Set that represents the role that the XUA user is playing when making the request. No other parts of the CE data type shall be used. The following is an example of the syntax of this element:

3645

3650

```
<saml:Attribute Name="urn:oasis:names:tc:xacml:2.0:subject:role">
  <saml:AttributeValue>
    <Role xmlns="urn:hl7-org:v3" xsi:type="CE" code="46255001"
      codeSystem="2.16.840.1.113883.6.96" codeSystemName="SNOMED_CT"
      displayName="Pharmacist"/>
  </saml:AttributeValue>
</saml:Attribute>
```

### 3.40.4.1.2.2 Authz-Consent Option

3655 When the Authz-Consent Option is supported and a policy identifier needs to be sent, the X-Service User shall include the document unique ID of the *Patient Privacy Policy Acknowledgement Document* or include the Patient Privacy Policy Identifier for a policy that has been previously published encoded as SAML attributes.

3660 A *Patient Privacy Policy Acknowledgement Document* unique ID shall be encoded as a SAML attribute in the IHE ITI namespace, “urn:ihe:iti:bppc:2007:docid”, with name format “urn:oasis:names:tc:SAML:2.0:attrname-format:uri”. Access to the content is not specified. Access through an XDS/XCA/XDR/XDM mechanism is a potential approach. Similarly, this option does not specify how the policy documents should be used to make access control decisions. A sample attribute fragment is given in figure 3.40-2.

3665

```
3670 <saml2:Attribute FriendlyName="Patient Privacy Policy Acknowledgement Document"
      Name="urn:ihe:iti:bppc:2007:docid"
      NameFormat="urn:oasis:names:tc:SAML:2.0:attrname-format:uri">
      <saml2:AttributeValue xmlns:xs="http://www.w3.org/2001/XMLSchema"
        xmlns:xsi="http://www.w3.org/2001/XMLSchema-instance"
        xsi:type="xs:anyURI">urn:oid:1.2.3.xxx</saml2:AttributeValue>
    </saml2:Attribute>
```

**Figure 3.40-2: Sample attribute holding a reference to patient acknowledgement**

3675

An Patient Privacy Policy Identifier shall be encoded as a SAML attribute in the IHE ITI namespace, “urn:ihe:iti:xua:2012:acp”, with name format “urn:oasis:names:tc:SAML:2.0:attrname-format:uri”. The policy identifier shall be expressed using the xs:anyURI data type. The referenced policy identifier is the OID of a published policy. 3680 Access to this policy is not specified further. A sample is given in figure 3.40-3.

```
3685 <saml2:Attribute FriendlyName="Patient Privacy Policy Identifier"
      Name="urn:ihe:iti:xua:2012:acp"
      NameFormat="urn:oasis:names:tc:SAML:2.0:attrname-format:uri">
      <saml2:AttributeValue xmlns:xs="http://www.w3.org/2001/XMLSchema"
        xmlns:xsi="http://www.w3.org/2001/XMLSchema-instance"
        xsi:type="xs:anyURI">urn:oid:1.2.3.yyyy</saml2:AttributeValue>
    </saml2:Attribute>
```

**Figure 3.40-3: Sample attribute holding a reference to a privacy policy**

3690

#### 3.40.4.1.2.2.1 Patient Identifier Attribute

This attribute is *optional*, as it may not be needed for cases in which the data being exchanged does not pertain to a specific patient (e.g., population health data). The value of the Patient Identifier attribute is recommended when the InstanceAccessConsentPolicy attribute is specified in an Authorization Decision Statement. 3695

This <Attribute> element shall have the Name attribute set to:

“urn:oasis:names:tc:xacml:2.0:resource:resource-id”.

3700 The patient identifier of the requesting organization shall be placed in the value of the <AttributeValue> element. The patient identifier shall consist of two parts; the OID for the assigning authority and the identifier of the patient within that assigning authority. The value shall be formatted using the CX syntax. As an example, a patient identifier of 543797436 for an assigning authority with an OID of 1.2.840.113619.6.197, has been encoded into the follow SAML assertion snippet. Please note that the '&' character has been properly encoded in the XML content in the following example.

3705

```
<saml:Attribute Name="urn:oasis:names:tc:xacml:2.0:resource:resource-id">  
  <saml:AttributeValue>543797436^^^&amp;1.2.840.113619.6.197&amp;ISO</saml:AttributeValue>  
</saml:Attribute>
```

### 3710 **3.40.4.1.2.3 PurposeOfUse Option**

The PurposeOfUse <Attribute> element shall have the Name attribute set to “urn:oasis:names:tc:xspa:1.0:subject:purposeofuse”. The value of the <AttributeValue> element is a child element, “PurposeOfUse”, in the namespace “urn:hl7-org:v3”, whose content is defined by the “CE” (coded element) data type from the HL7 version 3 specification.

3715 The PurposeOfUse element shall contain the coded representation of the Purpose for Use that is in effect for the request.

An example of the syntax of this element is as follows:

3720

```
<saml:Attribute Name="urn:oasis:names:tc:xspa:1.0:subject:purposeofuse">  
  <saml:AttributeValue>  
    <PurposeOfUse xmlns="urn:hl7-org:v3" xsi:type="CE" code="12"  
      codeSystem="1.0.14265.1"  
      codeSystemName="ISO 14265 Classification of Purposes for processing personal health information"  
      displayName="Law Enforcement"/>  
  </saml:AttributeValue>  
</saml:Attribute>
```

3725

3730 Codes are assigned by the local Security Domain and a Code-Set needs to be managed. A good source Vocabulary for PurposeOfUse is ISO 14265 – Health Informatics – Classification of purposes for processing personal health information. The Value-Set used may include local codes or codes drawn from formal vocabulary.

3735 The value of the Purpose of Use attribute shall be a urn:hl7-org:v3:CE element, specifying the coded value representing the user's purpose in issuing the request, choosing from the value set given by local Policy. The codeSystem attribute of this element must be present, and must specify the OID of the "Purpose of Use" code system.

### **3.40.4.1.2.3.1 ATNA encoding of PurposeOfUse**

When the PurposeOfUse Option is used the X-Service User and X-Service Provider SHALL place the PurposeOfUse value into the ATNA Audit Message associated with the transaction according to the ATNA Audit Message Transaction ITI-20, See section ITI-TF-2a:3.20.7.3

### 3740 **3.40.4.1.3 Expected Actions**

The X-Service Provider shall validate the Identity Assertion by processing the Web-Services Security header in accordance with the Web-Services Security Standard, and SAML 2.0 Standard processing rules (e.g., check the digital signature is valid and chains to an X-Identity Provider that is configured as trusted). If this validation fails, then the grouped Actor's associated transaction shall return with an error code as described in WS-Security core specification section 12 (Error Handling, using the SOAP Fault mechanism), and the ATNA Audit event for Authentication Failure shall be recorded according to ATNA rules.

3745 Any ATNA Audit Messages recorded by Actor grouped with the X-Service Provider Actor, shall have the user identity recorded according to the XUA specific ATNA encoding rules (See ITI TF-2b: 3.40.4.2 ATNA Audit encoding). For example: The XDS.b Registry Stored Query Actor records the Query event, this event record will include the identity provided in the XUA Identity Assertion. This assures that the X-Service User and X-Service Provider ATNA Audit messages can be correlated at the ATNA Audit Repository.

3755 The X-Service Provider may use standards transactions to communicate with the X-Assertion Provider (e.g., WS-Trust, SAML 2.0 Protocol) to obtain information not included in the assertion provided (e.g., Attributes that might be related to structural roles).

The X-Service Provider may utilize the identity in access control decisions. Appropriate error messages, not defined here, shall be returned. The X-Service Provider may ignore any other statements (e.g., Attributes).

3760 The X-Service Provider may use the authentication class references to determine the method that was used to authenticate the user. For example the X-Service Provider may have a configurable list of authentication class references that it is willing to recognize as authentication methods that are acceptable, thus treating other authentication class references as not authorized.

3765 Assertions need to be carefully managed inside the X-Service Provider to ensure they are not exposed in the application code or any subsequent use of the Assertion.

### **3.40.4.1.3.1 Subject-Role Option**

When the Subject-Role Option is used, the X-Service Provider may utilize the Subject-Role values in local policy for access control decision making.

The X-Service Provider may need to bridge the Subject-Role values into local role vocabulary.

3770 The Subject-Role may be used to populate the ATNA Audit Message.



#### 3.40.4.1.3.2 Authz-Consent Option

3775 When the Authz-Consent Option is used, the X-Service Provider may utilize the Authz-Consent values in local policy for access control decision making. The Authz-Consent values are offered by the X-Service User as an indicator of the specific consent or authorization that the X-Service User has determined authorizes the transaction. The values are informative to the X-Service Provider which may choose to ignore the values.

This may require the X-Service Provider to lookup the metadata by reference to the values given, and may require the X-Service Provider to retrieve the consent documents.

The Authz-Consent value may be used to populate the ATNA Audit Message.

#### 3780 3.40.4.1.3.3 PurposeOfUse Option

3785 When the PurposeOfUse Option is used the X-Service Provider SHALL place the PurposeOfUse into the ATNA Audit Message associated with the transaction (see 3.40.4.1.2.3.1). This PurposeOfUse in the audit log can be used at the Audit Record Repository to inform reporting such as Accounting of Disclosures or Breach Notifications. The X-Service Provider MAY use the PurposeOfUse value in Access Control decisions.

#### 3.40.4.2 ATNA Audit encoding

When an ATNA Audit message needs to be generated and the user is authenticated by way of an X-User Assertion, the ATNA Audit message **UserName** element shall record the X-User Assertion using the following encoding:

3790 `alias"<"user"@ "issuer">"`

where:

- **alias** is the optional string within the SAML Assertion's Subject element SPProvidedID attribute
- **user** is the required content of the SAML Assertion's Subject element
- 3795 • **issuer** is the X-Assertion Provider entity ID contained with the content of SAML Assertion's Issuer element

#### 3.40.4.3 Informative Material on WS-Trust

3800 If the X-Service Provider uses WS-Trust in order to obtain a SAML assertion from an X-Identity Provider, it is suggested to use the version 1.3 of the WS-Trust specification, as described in [WS-Trust].

### 3.41 Provide and Register Document Set-b

This section corresponds to Transaction [ITI-41] of the IHE Technical Framework. Provide and Register Document Set-b is used by the Document Source to provide a set of documents to the Document Repository, and to request that the Document Repository store these documents and

3805 then register them with the Document Registry. The Document Source or Metadata-Limited Document Source may also provide a set of documents to a Document Recipient.

Integration Profiles using this Transaction
Cross-Enterprise Document Sharing-b (XDS.b)
Cross-Enterprise Document Reliable Interchange (XDR)

3810 The Provide and Register Document Set-b transaction describes the interaction between the Document Source/Metadata-Limited Document Source and the Document Recipient actors, and the Document Source and Document Repository actors. The interaction between the Document Repository and the XDS Document Registry is described separately in the Register Document Set-b Transaction [ITI-42].

3815 This transaction aligns with the Registry Services standard (ebRS) for the format of the document metadata as defined in ITI TF-3: 4. The ebRS standard covers the interaction with a service that includes a registry with integrated repository. From the point of view of the Document Source, the separate nature of the XDS Document Registry and Document Repository actors is not relevant.

3820 By specifying separate Document Registry and Document Repository actors, XDS offers additional flexibility of having a single Document Registry index content for multiple Document Repositories. The ebRIM portion of the registry standard supports this possibility though the ExternalLink object type.

In XDS, the documents and metadata go to the Document Repository actor and then the metadata is forwarded on to the Document Registry actor. They move in this direction for several reasons:

- 3825
  - Allows best reuse of ebXML Registry specified metadata and web services protocols
  - Document Source only needs to know the identity of the Document Repository. Document Repository knows the identity of the Document Registry. If Provide and Register Document Set-b transaction were sent to the Document Registry then routing decisions for documents would be more complex.
- 3830
  - Resulting protocols are simpler
  - Simplifies the common case where the Document Source and the Document Repository are grouped.

3835 Actors that support the Asynchronous Web Services Exchange option and implement the Provide and Register Document Set-b [ITI-41] transaction shall support Asynchronous Web Services Exchange on all XDS.b or XDR transactions they implement. Refer to section ITI TF-2x: V.5 Synchronous and Asynchronous Web Services Exchange for an explanation of Asynchronous Web Services Exchange.

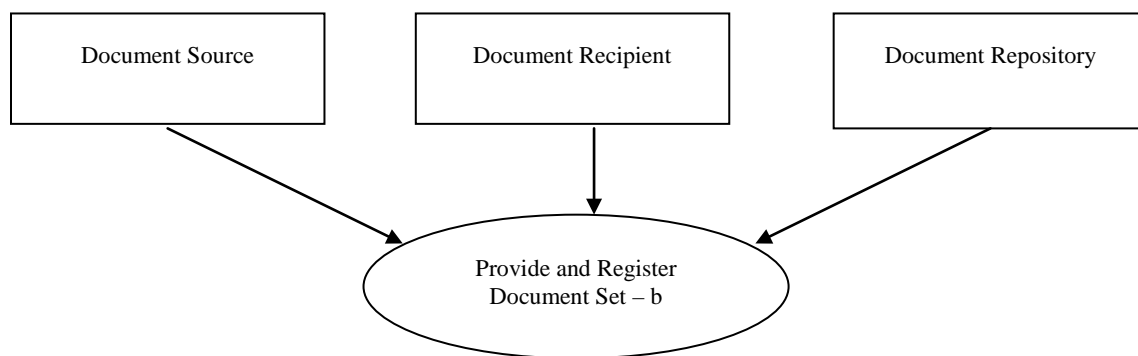
### 3.41.1 Scope

3840 The Provide and Register Document Set-b transaction passes a Repository Submission Request (see ITI TF-3: 4.3.1.2.1) from a Document Source to a Document Repository, Document Recipient, or a Metadata-Limited Document Source to a Document Recipient.

A Provide and Register Document Set-b transaction shall carry:

- Metadata describing zero or more documents
- Within metadata, one XDSDocumentEntry object per document
- 3845 • XDS Submission Set definition along with the linkage to new documents and references to existing documents
- Zero or more XDS Folder definitions along with linkage to new or existing documents
- Zero or more documents

### 3.41.2 Use Case Roles



3850

**Actor:** Document Source

**Role:** A system that submits documents and associated metadata to a Document Repository. Detailed requirements for this actor are discussed in ITI TF-2b: 3.41.6.1.

**Actor:** Metadata-Limited Document Source

3855 **Role:** A system that submits documents and a limited set of associated metadata to a Document Recipient. Detailed requirements for this actor are discussed in ITI TF-2b: 3.41.6.1.

**Actor:** Document Recipient

3860 **Role:** A system that receives a set of documents. Typically this document set will be made available to the intended recipient who will chose to either view it or integrate it into the Electronic Healthcare Record (EHR).

Detailed requirements for this actor are discussed in ITI TF-2b: 3.41.6.2.

**Actor:** Document Repository

**Role:** A document storage system that receives documents and associated metadata and:

- Stores the documents

- 3865
- Enhances submitted metadata with repository information to enable later retrieval of documents
  - Forwards the enhanced metadata to the Document Registry.

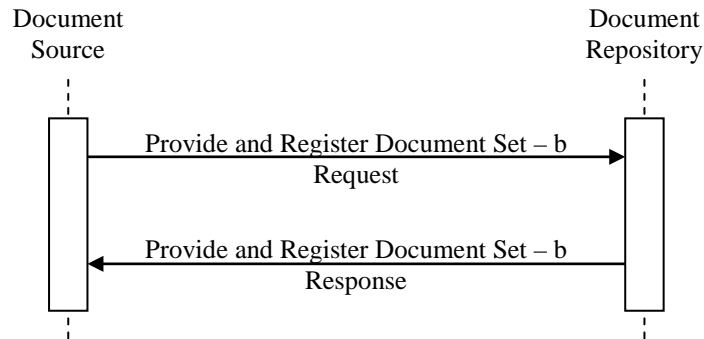
Detailed requirements for this actor are discussed in ITI TF-2b: 3.41.6.2.

### 3.41.3 Referenced Standards

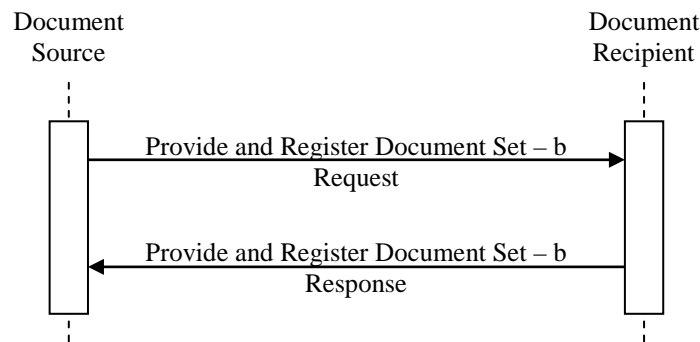
- 3870 Implementors of this transaction shall comply with all requirements described in: ITI TF-2x: Appendix V: Web Services for IHE Transactions.

ebRIM	OASIS/ebXML Registry Information Model v3.0
ebRS	OASIS/ebXML Registry Services Specifications v3.0
ITI TF-2x: Appendix V	Web Services for IHE Transactions Contains references to all Web Services standards and requirements of use
ITI TF-3:4	Metadata used in Document Sharing profiles
MTOM	SOAP Message Transmission Optimization Mechanism <a href="http://www.w3.org/TR/soap12-mtom/">http://www.w3.org/TR/soap12-mtom/</a>
XOP	XML-binary Optimized Packaging <a href="http://www.w3.org/TR/2005/REC-xop10-20050125/">http://www.w3.org/TR/2005/REC-xop10-20050125/</a>

### 3.41.4 Interaction Diagrams



3875



### 3.41.4.1 Provide and Register Document Set-b Request

3880 A Document Source or Metadata-Limited Document Source sends documents and associated metadata to a Document Recipient, or a Document Repository that has an associated Document Registry.

The Document Repository shall, upon receipt of a Provide and Register Document Set-b [ITI-41] transaction send a corresponding Register Document Set-b [ITI-42] transaction to the Document Registry actor.

- 3885
- The Document Repository actor shall create and insert the XSDDocumentEntry.repositoryUniqueId, XSDDocumentEntry.size, and XSDDocumentEntry.hash attributes for each document received from the Provide and Register Document Set-b [ITI-41] transaction into the resulting Register Document Set-b [ITI-42] transaction metadata. The combination of XSDDocumentEntry.uniqueId and XSDDocumentEntry.repositoryUniqueId attributes value shall later be accepted in a Retrieve Document Set transaction [ITI-43] for that document and the document shall be returned.
- 3890

#### 3.41.4.1.1 Trigger Events

3895 The Document Source or Metadata-Limited Document Source, based on a human decision or the application of a certain rule of automatic operation, wants to submit

- A set of zero or more documents to the Document Repository and the associated metadata to the Document Registry.
- or
- A set of one or more documents to a Document Recipient.

#### 3900 3.41.4.1.2 Message Semantics

The sections in ITI TF-3: 4.1 specify the mapping of XDS concepts to ebRS and ebRIM semantics and document metadata. A full example of document metadata submission can be found in ITI TF-2x: Appendix W.

3905 The Provide and Register Document Set-b message shall include the metadata attributes as defined in ITI TF-3: 4.3.1.2.1 and ITI TF-3: Table 4.3.1.1-3.

### 3.41.4.1.3 Expected Actions

A Document Recipient receives the metadata and the associated document(s). It shall be able to interpret the submission without any context (e.g., a prior submission). The Document Recipient may validate the metadata as described in ITI TF-3: Table 4.3.1.1-3.

3910 If the Document Recipient declares the Accepts Limited Metadata Option it shall not reflect an error because the limitedMetadata attribute is present. Furthermore, if the Document Recipient chooses to validate the metadata and the limitedMetadata attribute is present, it shall validate in accordance with the requirements in ITI TF-3: Table 4.3.1.1-3 column labeled “XDS Metadata-Limited Document Source”.

3915 The Document Source may include Folders in metadata. If the Document Recipient is not able to process the Folder specific content it shall return a PartialFolderContentNotProcessed warning which includes a textual description identifying that Folder Content was not processed. In this case the Document Recipient is expected to have processed the rest of the submission successfully.

3920 In the case where the Document Source submits a replacement of documents, if the Document Recipient is not able to process the replacement semantics in the submission it shall return a PartialReplaceContentNotProcessed warning which includes a textual description identifying that the replacement semantics were not processed. In this case the Document Recipient is expected to have processed the rest of the submission successfully.

3925 A Document Repository shall forward the metadata to the Document Registry using the Register Document Set-b transaction [ITI-42].

The Document Repository receives this message. Each document within the message shall be stored into the Document Repository as an octet stream with an associated MIME type.

3930 The Document Repository shall modify the received document metadata before initiating the Register Document Set-b transaction to the Document Registry by adding/replacing:

- The repositoryUniqueId for this Document Repository to allow for the Document Consumer to correctly identify the proper Document Repository for each document (XDSDocumentEntry.repositoryUniqueId).
- A hash value (XDSDocumentEntry.hash)
- A size (XDSDocumentEntry.size).

3935 A Register Document Set-b transaction with this modified metadata shall be issued to the Document Registry.

3940 The Document Repository shall ensure that when any Retrieve Document Set transaction is received requesting a specific document(s), it shall be provided to the Document Consumer unchanged from the octet stream that was submitted (full fidelity repository) and shall match the size and hash attributes of the XDSDocumentEntry object.

3945 If the Document Repository or Document Recipient detects a failure it shall return an error message to the Document Source or Metadata-Limited Document Source thus terminating this transaction. The conditions of failure and possible error messages are given in the ebRS standard and detailed in ITI TF-3: 4.2.4 Error Reporting.

#### **3.41.4.1.3.1 Basic Patient Privacy Enforcement Option**

If the Basic Patient Privacy Enforcement Option is implemented:

- 3950 1. The Document Source actor shall populate the confidentialityCode in the document metadata with the list of values that identify the sensitivity classifications that apply to the associated document. The confidentiality codes for different documents in the same submission may be different.
- 3955 2. The Document Source actor shall be able to be configured with the Patient Privacy Policies, Patient Privacy Policy Identifiers (OIDs) and associated information necessary to understand and enforce the XDS Affinity Domain Policy. The details of this are product specific and not specified by IHE.
- 3960 3. The Document Source actor may have user interface or business rule capabilities to determine the appropriate confidentiality codes for each document. The details of this are product specific and not specified by IHE. However, the information about how confidentiality codes are assigned must be part of the published policy for the XDS Affinity Domain. Note: For example, when publishing a document, the Document Source, might show a list of checkboxes where a user can select which of the available consents a document is to be published.
- 3965 4. The Document Recipient actor shall be able to be configured with the Patient Privacy Policies, Patient Privacy Policy Identifiers (OIDs) and associated information necessary to understand and enforce the policies. The meanings of the codes on the media must be provided out of band, e.g., by telephone, fax, or email. The detail of how this is done is product specific and not specified by IHE. If the documents are transferred internally within the organization or to other members of the recipient's affinity domain, appropriate internal confidentiality codes shall be applied.
- 3970 5. The Document Recipient actor shall have the ability to coerce the confidentiality code in the metadata associated with the document from the codes used by the Document Source to the codes used by the Document Recipient.
- 3975 6. The Document Recipient actor shall abide by the XDS Affinity Domain Policies represented by the confidentialityCode in the metadata associated with the document. The Document Recipient actor likely will have user access controls or business rule capabilities to determine the details of how confidentiality codes apply to query results. The details of this are product specific and not specified by IHE. These rules shall reduce the query results to only those that are appropriate to the current situation for that actor and user.

3980 **3.41.4.2 Provide and Register Document Set-b Response**

The Document Repository or Document Recipient shall send a Provide and Register Document Set-b Response when the processing of a Provide and Register Document Set-b Request is complete.

3985 The Provide and Register Document Set-b Response message shall carry the status of the requested operation and an error message if the requested operation failed. The conditions of failure and possible error messages are given in the ebRS standard and detailed in ITI TF-3: 4.2.4 Error Reporting.

**3.41.4.2.1 Trigger Events**

The following events can trigger this message:

- 3990
- Documents successfully received and processed by the Document Recipient
  - Documents were not successfully received by the Document Recipients
  - Documents stored to the Document Repository successfully and metadata stored to the Document Registry successfully (The registry part is carried out as part of a Register Document Set-b transaction)
- 3995
- Documents stored to the Document Repository successfully but an error occurred in storing the metadata to the Document Registry
  - Documents were not successfully stored to the Document Repository

**3.41.4.2.2 Message Semantics**

4000 The Provide and Register Document Set-b Response message shall carry the status of the requested operation and an error message if the requested operation failed. The conditions of failure and possible error messages are given in the ebRS standard and detailed in ITI TF-3: 4.2.4 Error Reporting.

**3.41.4.2.3 Expected Actions**

The Document Source now knows that the transaction succeeded/failed and can continue.

4005 The document(s) received by the Document Recipient shall be available for further processing according to the capabilities of the system. These capabilities are not specified by IHE, but may include viewing the document or storing them to an Electronic Healthcare Record (EHR).

4010 The document(s) added to the Document Repository are now available for retrieval. The metadata added to the registry shall be available for discovery via Registry Stored Query transactions.

**3.41.5 Protocol Requirements**

Implementors of this transaction shall comply with all requirements described in ITI TF-2x :Appendix V: Web Services for IHE Transactions.



4015 The Provide and Register Document Set-b transaction shall use SOAP12 and MTOM with XOP encoding (labeled MTOM/XOP in this specification). See ITI TF-2x: Appendix V for details.

#### WSDL Namespace Definitions

ihe	urn:ihe:iti:xds-b:2007
rs	urn:oasis:names:tc:ebxml-regrep:xsd:rs:3.0
lcm	urn:oasis:names:tc:ebxml-regrep:xsd:lcm:3.0
query	urn:oasis:names:tc:ebxml-regrep:xsd:query:3.0

Document Repository: These are the requirements for the Provide and Register Document Set-b transaction presented in the order in which they would appear in the Document Repository WSDL definition:

- 4020
- The following types shall be imported (xsd:import) in the /definitions/types section:
    - namespace="urn:oasis:names:tc:ebxml-regrep:xsd:rs:3.0", schema="rs.xsd"
    - namespace="urn:ihe:iti:xds-b:2007", schemaLocation="IHEXDS.xsd"
  - The /definitions/message/part/@element attribute of the Provide and Register Document Set-b Request message shall be defined as
- 4025 “ihe:ProvideAndRegisterDocumentSetRequest”
- The /definitions/message/part/@element attribute of the Provide and Register Document Set-b Response message shall be defined as “rs:RegistryResponse”
  - Refer to table 3.41.5.b below for additional attribute requirements
  - To support the Asynchronous Web Services Exchange option on the Document Source,
- 4030 the Document Repository and Document Recipient shall support the use of a non-anonymous response EPR in the WS-Addressing replyTo header.

These are the requirements that affect the wire format of the SOAP message. The other WSDL properties are only used within the WSDL definition and do not affect interoperability. Full sample request and response messages are in ITI TF-2b: 3.41.5.1 Sample SOAP Messages.

4035 For informative WSDL for the Document Repository actor see ITI TF-2x: Appendix W.

The <ihe:ProvideAndRegisterDocumentSetRequest/> element is defined as:

- One <lcm:SubmitObjectsRequest/> element that contains the submission set metadata
  - Zero or more <ihe:Document/> elements that contain the base64encoded data for the documents being submitted to the Document Repository or Document Recipient. The
- 4040 <ihe:Document/> element also includes the document id attribute (ihe:Document/@id) of type xsd:anyURI to match the document ExtrinsicObject id in the metadata and providing the necessary linkage

The use of MTOM/XOP is governed by the following rules:

- The Document Repository or Document Recipient shall accept documents in a Provide and Register Document Set-b transaction in MTOM/XOP format. The response message
- 4045 shall use MTOM/XOP format.

- The Document Source shall generate Provide and Registry Document Set-b transactions in MTOM/XOP format. It shall accept the response message in MTOM/XOP format.

4050

**Table 3.41.5.b: Additional Attribute Requirements**

Attribute	Value
/definitions/portType/operation/@name	DocumentRepository_ProvideAndRegisterDocumentSet-b
/definitions/portType/operation/input/@wsaw:Action	urn:ihe:iti:2007:ProvideAndRegisterDocumentSet-b
/definitions/portType/operation/output/@wsaw:Action	urn:ihe:iti:2007:ProvideAndRegisterDocumentSet-bResponse
/definitions/binding/operation/soap12:operation/@soapAction	urn:ihe:iti:2007:CrossGatewayQuery

A full XML Schema Document for the XDS.b types is available online on the IHE FTP site, see ITI TF-2x: Appendix W.

### 3.41.5.1 Sample SOAP Messages

4055 The samples in the following two sections show a typical SOAP request and its relative SOAP response. The sample messages also show the WS-Addressing headers <Action/>, <MessageID/>, <ReplyTo/>...; these WS-Addressing headers are populated according to the ITI TF-2x: Appendix V: Web Services for IHE Transactions. The body of the SOAP message is omitted for brevity; in a real scenario the empty element will be populated with the appropriate metadata.

4060

Samples presented in this section are also available online on the IHE FTP site, see ITI TF-2x: Appendix W.

#### 3.41.5.1.1 Sample Provide and Register Document Set-b SOAP Request

##### 3.41.5.1.1.1 Synchronous Web Services Exchange

4065

```
POST /axis2/services/repository HTTP/1.1
Content-Type: multipart/related; boundary=MIMEBoundaryurn_uuid_76A2C3D9BCD3AECFF31217932910180;
type="application/xop+xml"; start="<0.urn:uuid76A2C3D9BCD3AECFF31217932910181@apache.org>";
start-info="application/soap+xml"; action="urn:ihe:iti:2007:ProvideAndRegisterDocumentSet-b"
User-Agent: Axis2
Host: localhost:4040
Content-Length: 4567
```

4070

```
--MIMEBoundaryurn_uuid_76A2C3D9BCD3AECFF31217932910180
Content-Type: application/xop+xml; charset=UTF-8; type="application/soap+xml"
Content-Transfer-Encoding: binary
Content-ID: <0.urn:uuid:76A2C3D9BCD3AECFF31217932910181@apache.org>
```

4075

4080

```
<?xml version='1.0' encoding='UTF-8'?>
<soapenv:Envelope xmlns:soapenv="http://www.w3.org/2003/05/soap-envelope"
xmlns:wsa="http://www.w3.org/2005/08/addressing">
  <soapenv:Header>
```

```

4085     <wsa:To>http://localhost:4040/axis2/services/test11966a</wsa:To>
         <wsa:MessageID>urn:uuid:76A2C3D9BCD3AECFF31217932910053</wsa:MessageID>
         <wsa:Action soapenv:mustUnderstand="1">urn:ihe:iti:2007:ProvideAndRegisterDocumentSet-
b</wsa:Action>
         </soapenv:Header>
         <soapenv:Body>
4090     <xdsb:ProvideAndRegisterDocumentSetRequest xmlns:xdsb="urn:ihe:iti:xds-b:2007">
         <lcm:SubmitObjectsRequest xmlns:lcm="urn:oasis:names:tc:ebxml-regrep:xsd:lcm:3.0">
         <rim:RegistryObjectList xmlns:rim="urn:oasis:names:tc:ebxml-regrep:xsd:rim:3.0">

         <!-- Registry Metadata goes here -->

4095     </rim:RegistryObjectList>
         </lcm:SubmitObjectsRequest>
         <xdsb:Document id="Document01">
         <xop:Include href="cid:1.urn:uuid:76A2C3D9BCD3AECFF3121793290229@apache.org"
4100     xmlns:xop="http://www.w3.org/2004/08/xop/include" />
         </xdsb:Document>
         </xdsb:ProvideAndRegisterDocumentSetRequest>
         </soapenv:Body>
         </soapenv:Envelope>

4105 --MIMEBoundaryurn_uuid_76A2C3D9BCD3AECFF31217932910180
Content-Type: text/plain
Content-Transfer-Encoding: binary
Content-ID: <1.urn:uuid:76A2C3D9BCD3AECFF31217932910229@apache.org>

4110 This is my document.

         It is great!

4115 --MIMEBoundaryurn_uuid_76A2C3D9BCD3AECFF31217932910180--

```

**3.41.5.1.1.2 Asynchronous Web Services Exchange**

```

4120 <s:Envelope xmlns:s="http://www.w3.org/2003/05/soap-envelope"
      xmlns:a="http://www.w3.org/2005/08/addressing">
      <s:Header>
        <a:Action s:mustUnderstand="1">urn:ihe:iti:2007:ProvideAndRegisterDocumentSet-
b</a:Action>
4125     <a:MessageID>urn:uuid:6d296e90-e5dc-43d0-b455-7c1f3eb35d83</a:MessageID>
        <a:ReplyTo>
          <a:Address>-http://192.168.2.4:9080/XdsService
/DocumentSourceReceiver.svc</a:Address>
          </a:ReplyTo>
          <a:To
4130 s:mustUnderstand="1">http://localhost:2647/XdsService/DocumentRepositoryReceiver.svc</a:To>
        </s:Header>
        <s:Body>
          <ProvideAndRegisterDocumentSetRequest
4135             xmlns="urn:ihe:iti:xds-b:2007"
             xmlns:lcm="urn:oasis:names:tc:ebxml-regrep:xsd:lcm:3.0"
             xmlns:rjm="urn:oasis:names:tc:ebxml-regrep:xsd:rjm:3.0"
             xmlns:rs="urn:oasis:names:tc:ebxml-regrep:xsd:rs:3.0">
            <lcm:SubmitObjectsRequest>
              <!--Rest of SubmitObjectsRequest message goes here -->
              </lcm:SubmitObjectsRequest>
              <Document
4140 id="Document01">UjBsR09EbGhjZ0dTUxNQFBUUNBRU1tQ1p0dU1GUxhEUzhi</Document>
            </ProvideAndRegisterDocumentSetRequest>
          </s:Body>
        </s:Envelope>

```

**4150 3.41.5.1.2 Sample Provide and Register Document Set-b SOAP Response****3.41.5.1.2.1 Synchronous Web Services Exchange**

```

4155 <s:Envelope
      xmlns:s="http://www.w3.org/2003/05/soap-envelope"
      xmlns:a="http://www.w3.org/2005/08/addressing">
      <s:Header>
        <a:Action s:mustUnderstand="1">
          urn:ihe:iti:2007:ProvideAndRegisterDocumentSet-bResponse
        </a:Action>
4160 <a:RelatesTo>urn:uuid:6d296e90-e5dc-43d0-b455-7c1f3eb35d83</a:RelatesTo>
      </s:Header>
      <s:Body>
        <rs:RegistryResponse
4165     status="urn:oasis:names:tc:ebxml-regrep:ResponseStatusType:Success"
        xmlns:rs="urn:oasis:names:tc:ebxml-regrep:xsd:rs:3.0" />
      </s:Body>
    </s:Envelope>

```

**3.41.5.1.2.2 Asynchronous Web Services Exchange**

```

4170 <s:Envelope
      xmlns:s="http://www.w3.org/2003/05/soap-envelope"
      xmlns:a="http://www.w3.org/2005/08/addressing">
      <s:Header>
        <a:Action s:mustUnderstand="1">
          urn:ihe:iti:2007:ProvideAndRegisterDocumentSet-bResponse
        </a:Action>
4175 <a:MessageID>urn:uuid:D6C21225-8E7B-454E-9750-821622C099DB</a:MessageID>

```

```
4180         <a:RelatesTo>urn:uuid:6d296e90-e5dc-43d0-b455-7c1f3eb35d83</a:RelatesTo>
         <a:To
s:mustUnderstand="1">http://localhost:2647/XdsService/DocumentSourceReceiver.svc</a:To>
         </s:Header>
         <s:Body>
           <rs:RegistryResponse
             status="urn:oasis:names:tc:ebxml-regrep:ResponseStatusType:Success"
             xmlns:rs="urn:oasis:names:tc:ebxml-regrep:xsd:rs:3.0" />
4185         </s:Body>
       </s:Envelope>
```

### 3.41.6 Actor Requirements

This section summarizes the responsibilities of the actors relevant to this transaction.

#### 4190 3.41.6.1 Document Source

An implementation of the Document Source or Metadata-Limited Document Source actor shall be capable of the following operations:

- 4195 • Submit one or more documents. Whether a submission contains a single or multiple documents depends on workflows, policies, and other external factors which are outside of the scope of this transaction.

An implementation of the XDS Document Source actor may support one or more of the following XDS.b options:

- 4200 • **Document Replace Option:** In this option the Document Source offers the ability to submit a document as a replacement for another document already in the registry/repository.
- **Document Addendum Option** In this option the Document Source shall offer the ability to submit a document as an addendum to another document already in the registry/repository.
- 4205 • **Document Transformation Option** In this option the Document Source shall offer the ability to submit a document as a transformation of another document already in the registry/repository.

Note: In order to support document replacement/addendum/transformation grouping with the Document Consumer may be necessary in order to Query the registry (e.g., for UUIDs of existing document entries)

- 4210 • **Folder Management Option.** In this option the Document Source offers the ability to perform the following operation:
  - Create a folder
  - Add one or more documents to a folder

4215 Note: In order to support document addition to an existing folder, grouping with the Document Consumer may be necessary in order to Query the registry (e.g., for UUIDs of existing folder).

These operations are discussed in ITI TF-3: 4.3.1.2 XDS Specific Requirements.

### 3.41.6.2 Document Repository or Document Recipient

A Document Repository or Document Recipient shall be capable of accepting submissions containing multiple documents.

4220 Note: The Document Source may submit single documents or multiple documents depending on its needs.

A Document Repository shall validate the following metadata element received as part of a Provide and Register transaction:

- 4225 • **XDSDocumentEntry.uniqueId** – a submission shall be rejected if not unique within the repository and the hashes of the two documents do not match. If the hashes of the documents match, the Document Repository shall accept the duplicate document.

A Document Repository or Document Recipient shall validate the following metadata element received as part of a Provide and Register transaction:

- 4230 • **XDSSubmissionSet.sourceId** – a Document Repository or Document Recipient may choose to accept submissions only from certain sources and use this field to perform the filtering.
- 4235 • **XDSDocumentEntry.hash** – a submission shall be rejected if the hash is included in the submission and its value does not match the hash for the received document (ignoring case), as calculated by the Document Repository or Document Recipient; an XDSRepositoryMetadataError shall be returned on mismatch.
- 4235 • **XDSDocumentEntry.size** – a submission shall be rejected if the size is included in the submission and its value does not match the size of the received document, as computed by the Document Repository or Document Recipient; an XDSRepositoryMetadataError shall be returned on mismatch.

### 3.41.7 Security Considerations

4240 Relevant XDS Affinity Domain security considerations are discussed in the XDS Security Considerations Section (see ITI TF-1: 10.7).

#### 3.41.7.1 Audit Record Considerations

4245 The Provide and Register Document Set-b Transaction is PHI-Export event, as defined in ITI TF-2a: Table 3.20.6-1, with the following exceptions.

### 3.41.7.1.1 Document Source audit message:

	Field Name	Opt	Value Constraints
<b>Event</b> <i>AuditMessage/</i> <i>EventIdentification</i>	EventID	M	EV(110106, DCM, "Export")
	EventActionCode	M	"R" (Read)
	<i>EventDateTime</i>	<i>M</i>	<i>not specialized</i>
	<i>EventOutcomeIndicator</i>	<i>M</i>	<i>not specialized</i>
	EventTypeCode	M	EV("ITI-41", "IHE Transactions", "Provide and Register Document Set-b")
Source (Document Source) (1)			
Human Requestor (0..n)			
Destination (Document Repository) (1)			
Audit Source (Document Source) (1)			
Patient (1)			
SubmissionSet (1)			

Where:

<b>Source</b> <i>AuditMessage/</i> <i>ActiveParticipant</i>	UserID	M	The content of the <wsa:ReplyTo/> element.
	AlternativeUserID	M	the process ID as used within the local operating system in the local system logs.
	<i>UserName</i>	<i>U</i>	<i>not specialized</i>
	UserIsRequestor	M	"true"
	RoleIDCode	M	EV(110153, DCM, "Source")
	NetworkAccessPointTypeCode	M	"1" for machine (DNS) name, "2" for IP address
	NetworkAccessPointID	M	The machine name or IP address, as specified in RFC 3881.
<b>Human Requestor (if known)</b> <i>AuditMessage/</i> <i>ActiveParticipant</i>	UserID	M	Identity of the human that initiated the transaction.
	<i>AlternativeUserID</i>	<i>U</i>	<i>not specialized</i>
	<i>UserName</i>	<i>U</i>	<i>not specialized</i>
	UserIsRequestor	M	"true"
	RoleIDCode	U	Access Control role(s) the user holds that allows this transaction.
	<i>NetworkAccessPointTypeCode</i>	<i>NA</i>	
	<i>NetworkAccessPointID</i>	<i>NA</i>	

<b>Destination</b> <i>AuditMessage/</i> <i>ActiveParticipant</i>	UserID	M	SOAP endpoint URI.
	<i>AlternativeUserID</i>	<i>U</i>	<i>not specialized</i>
	<i>UserName</i>	<i>U</i>	<i>not specialized</i>
	UserIsRequestor	M	"false"
	RoleIDCode	M	EV(110152, DCM, "Destination")
	NetworkAccessPointTypeCode	M	"1" for machine (DNS) name, "2" for IP address
	NetworkAccessPointID	M	The machine name or IP address, as specified in RFC 3881.

<b>Audit Source</b> <i>AuditMessage/</i> <i>AuditSourceIdentification</i>	<i>AuditSourceID</i>	<i>U</i>	<i>Not specialized.</i>
	<i>AuditEnterpriseSiteID</i>	<i>U</i>	<i>not specialized</i>
	<i>AuditSourceTypeCode</i>	<i>U</i>	<i>not specialized</i>

4250

<b>Patient</b> (AuditMessage/ ParticipantObjectIdentifi- cation)	ParticipantObjectTypeCode	M	“1” (Person)
	ParticipantObjectTypeCodeRole	M	“1” (Patient)
	<i>ParticipantObjectDataLifeCycle</i>	<i>U</i>	<i>not specialized</i>
	ParticipantObjectIDTypeCode	M	EV(2, RFC-3881, “Patient Number”)
	<i>ParticipantObjectSensitivity</i>	<i>U</i>	<i>not specialized</i>
	ParticipantObjectID	M	The patient ID in HL7 CX format.
	<i>ParticipantObjectName</i>	<i>U</i>	<i>not specialized</i>
	<i>ParticipantObjectQuery</i>	<i>U</i>	<i>not specialized</i>
<i>ParticipantObjectDetail</i>	<i>U</i>	<i>not specialized</i>	
<b>Submission Set</b> (AuditMessage/ ParticipantObjectIdentifi- cation)	ParticipantObjectTypeCode	M	“2” (System)
	ParticipantObjectTypeCodeRole	M	“20” (job)
	<i>ParticipantObjectDataLifeCycle</i>	<i>U</i>	<i>not specialized</i>
	ParticipantObjectIDTypeCode	M	EV(“urn:uuid:a54d6aa5-d40d-43f9-88c5-b4633d873bdd”, “IHE XDS Metadata”, “submission set classificationNode”)
	<i>ParticipantObjectSensitivity</i>	<i>U</i>	<i>not specialized</i>
	ParticipantObjectID	M	The submissionSet unique ID
	<i>ParticipantObjectName</i>	<i>U</i>	<i>not specialized</i>
	<i>ParticipantObjectQuery</i>	<i>U</i>	<i>not specialized</i>
<i>ParticipantObjectDetail</i>	<i>U</i>	<i>not specialized</i>	

### 3.41.7.1.2 Document Repository or Document Recipient audit message:

	Field Name	Opt	Value Constraints
<b>Event</b> AuditMessage/ EventIdentification	EventID	M	EV(110107, DCM, “Import”)
	EventActionCode	M	“C” (Create)
	<i>EventDateTime</i>	<i>M</i>	<i>not specialized</i>
	<i>EventOutcomeIndicator</i>	<i>M</i>	<i>not specialized</i>
	EventTypeCode	M	EV(“ITI-41”, “IHE Transactions”, “Provide and Register Document Set-b”)
Source (Document Source) (1)			
Destination (Document Repository or Document Recipient) (1)			
Audit Source (Document Repository or Document Recipient) (1)			
Patient (1)			
SubmissionSet (1)			

Where:

<b>Source</b> AuditMessage/ ActiveParticipant	UserID	M	The content of the <wsa:ReplyTo/> element.
	AlternativeUserID	<i>U</i>	<i>not specialized</i>
	<i>UserName</i>	<i>U</i>	<i>not specialized</i>
	UserIsRequestor	M	“true”
	RoleIDCode	M	EV(110153, DCM, “Source”)
	NetworkAccessPointTypeCode	M	“1” for machine (DNS) name, “2” for IP address
	NetworkAccessPointID	M	The machine name or IP address, as specified in RFC 3881.



<b>Destination</b>  (AuditMessage/ ActiveParticipant)	UserID	M	SOAP endpoint URI
	<i>AlternativeUserID</i>	M	the process ID as used within the local operating system in the local system logs.
	<i>UserName</i>	U	<i>not specialized</i>
	UserIsRequestor	M	“false”
	RoleIDCode	M	EV(110152, DCM, “Destination”)
	NetworkAccessPointTypeCode	M	“1” for machine (DNS) name, “2” for IP address
	NetworkAccessPointID	M	The machine name or IP address, as specified in RFC 3881.

<b>Audit Source</b>  (AuditMessage/ AuditSourceIdentification)	<i>AuditSourceID</i>	U	<i>Not specialized.</i>
	<i>AuditEnterpriseSiteID</i>	U	<i>not specialized</i>
	<i>AuditSourceTypeCode</i>	U	<i>not specialized</i>

4255

<b>Patient</b>  (AuditMessage/ ParticipantObjectIdentification)	ParticipantObjectTypeCode	M	“1” (Person)
	ParticipantObjectTypeCodeRole	M	“1” (Patient)
	<i>ParticipantObjectDataLifeCycle</i>	U	<i>not specialized</i>
	ParticipantObjectIDTypeCode	M	EV(2, RFC-3881, “Patient Number”)
	<i>ParticipantObjectSensitivity</i>	U	<i>not specialized</i>
	ParticipantObjectID	M	The patient ID in HL7 CX format.
	<i>ParticipantObjectName</i>	U	<i>not specialized</i>
	<i>ParticipantObjectQuery</i>	U	<i>not specialized</i>
	<i>ParticipantObjectDetail</i>	U	<i>not specialized</i>
<b>Submission Set</b>  (AuditMessage/ ParticipantObjectIdentification)	ParticipantObjectTypeCode	M	“2” (System)
	ParticipantObjectTypeCodeRole	M	“20” (job)
	<i>ParticipantObjectDataLifeCycle</i>	U	<i>not specialized</i>
	ParticipantObjectIDTypeCode	M	EV(“urn:uuid:a54d6aa5-d40d-43f9-88c5-b4633d873bdd”, “IHE XDS Metadata”, “submission set classificationNode”)
	<i>ParticipantObjectSensitivity</i>	U	<i>not specialized</i>
	ParticipantObjectID	M	The submissionSet unique ID
	<i>ParticipantObjectName</i>	U	<i>not specialized</i>
	<i>ParticipantObjectQuery</i>	U	<i>not specialized</i>
	<i>ParticipantObjectDetail</i>	U	<i>not specialized</i>

### 3.42 Register Document Set-b

This section corresponds to transaction [ITI-42] of the IHE IT Infrastructure Technical Framework. Transaction [ITI-42] is used by the Document Repository Actor to register a set of documents with the Document Registry in XDS.b.

4260

<b>Integration Profiles using this Transaction</b>
Cross-Enterprise Document Sharing-b (XDS.b)

Actors that support the Asynchronous Web Services Exchange option and implement the Register Document Set-b transaction shall support the following:

- 4265
- Document Repository Actor shall support Asynchronous Web Services Exchange for the Provide & Register Document Set – b [ITI-41] and Register Document Set – b [ITI-42], and Retrieve Document Set [ITI-43] transactions
  - Document Registry Actor shall support Asynchronous Web Services Exchange for the Registry Stored Query [ITI-18] and Register Document Set – b [ITI-42] transactions

4270 Refer to section ITI TF-2x: V.5 Synchronous and Asynchronous Web Services Exchange for an explanation of Asynchronous Web Services Exchange.

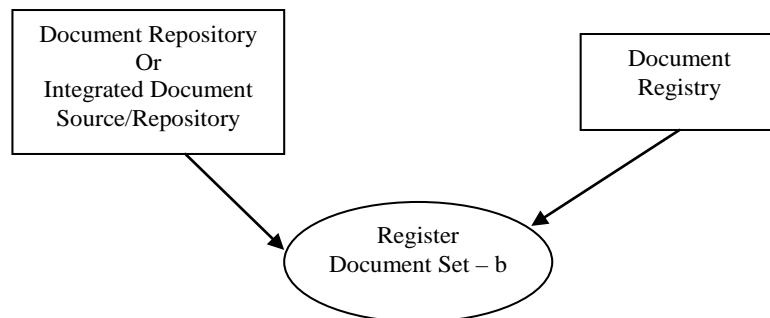
### 3.42.1 Scope

The Register Document Set-b transaction passes a Submission Request from a Document Repository actor to a Document Registry actor.

A Register Document Set-b transaction shall carry:

- 4275
- Metadata describing zero or more documents
  - XDS Submission Set definition along with the linkage to new documents and references to existing documents
  - An optional XDS Folder definitions along with linkage to new or existing documents

### 4280 3.42.2 Use Case Roles



**Actor:** Document Repository or Integrated Document Source/Repository

4285 **Role:** A document storage system that submits document metadata to a Document Registry.

**Actor:** Document Registry

**Role:** A document indexing system that receives and stores document metadata.


Note: Within this transaction, the Document Repository and Integrated Document Source/Repository actors can be used interchangeably

4290 **3.42.3 Referenced Standards**

Implementors of this transaction shall comply with all requirements described in ITI TF-2x: Appendix V: Web Services for IHE Transactions.

ebRIM	OASIS/ebXML Registry Information Model v3.0
ebRS	OASIS/ebXML Registry Services Specifications v3.0
HL7V2	HL7 Version 2.5
ITI TF-2x: Appendix V	Appendix V Web Services for IHE Transactions Contains references to all Web Services standards and requirements of use
ITI TF-3: 4	Metadata used in Document Sharing profiles

4295 **3.42.4 Interaction Diagram**



**3.42.4.1 Register Document Set-b Request**

4300 The Document Repository sends metadata for a set of documents to the Document Registry.

**3.42.4.1.1 Trigger Events**

The Register Document Set-b Request message is triggered when:

- A Document Repository wants to register metadata for a set of documents it holds. These documents may have been stored in the Document Repository by a Document Consumer (using the Provide and Register Document Set-b transaction [ITI-41]) or generated internally by an Integrated Document Source/Repository.

4305

### 3.42.4.1.2 Message Semantics

4310 The sections in ITI TF-3: 4.1 specify the mapping of XDS concepts to ebRS and ebRIM semantics and document metadata. A full example of document metadata submission can be found in ITI TF-2x: Appendix W.

### 3.42.4.1.4 Expected Actions

Upon receipt of a Register Document Set-b Request message, the Document Registry with the aid of the Registry Adaptor shall do the following:

- Accept all valid SubmitObjectsRequests.
- 4315 • Perform metadata validations
  - The Document Registry actor shall store and later include in query responses all IHE-defined metadata attributes received in the Register Document Set-b [ITI-42] transaction.
  - 4320 • If the Document Registry actor does not send the XDSExtraMetadataNotSaved warning in its response, it shall also store and later include in query responses all non-IHE-defined metadata attributes.
- Update the registry with the contained metadata
- Return a RegistryResponse message given the status of the operation.

If the registry rejects the metadata, then, the following shall occur:

- 4325 • An error is returned
- The error status includes an error message
- The request is rolled back

### 3.42.4.1.4.1 Basic Patient Privacy Enforcement Option

If the Basic Patient Privacy Enforcement Option is implemented:

- 4330 1. The Integrated Document Source / Repository actor shall populate the confidentialityCode in the document metadata with the list of values that identify the sensitivity classifications that apply to the associated document. The confidentiality codes for different documents in the same submission may be different.
- 4335 2. The Integrated Document Source / Repository actor shall be able to be configured with the Patient Privacy Policies, Patient Privacy Policy Identifiers (OIDs) and associated information necessary to understand and enforce the XDS Affinity Domain Policy. The details of this are product specific and not specified by IHE.
- 4340 3. The Integrated Document Source / Repository actor may have a user interface or business rule capabilities to determine the appropriate confidentiality codes for each document. The details of this are product specific and not specified by IHE. However, the information about how confidentiality codes are assigned must be part of the published

policy for the XDS Affinity Domain. For example, when publishing a document, the Integrated Document Source / Repository might show a list of checkboxes where a user can select which of the available consents a document is to be published.

4345 **3.42.4.1.5 Protocol Requirements**

The Register Document Set-b transaction shall use SOAP12. Furthermore:

- The Document Registry actor shall accept the Register Document Set-b Request formatted as a SIMPLE SOAP message and respond with the Register Document Set-b Response formatted as a SIMPLE SOAP message.
- 4350 • The Document Repository actor shall generate the Register Document Set-b Request formatted as a SIMPLE SOAP message and accept the Register Document Set-b Response formatted as a SIMPLE SOAP message.

See ITI TF-2x: Appendix V for details.

**3.42.4.2 Register Document Set-b Response**

4355 **3.42.4.2.1 Trigger Events**

The Document Registry finishes processing a Register Document Set-b Request Message and shall respond with:

- Register Document Set-b Response

**3.42.4.2.2 Message Semantics**

4360 The Register Document Set-b Response message shall carry the status of the requested operation and an error message if the requested operation failed. The conditions of failure and possible error messages are given in the ebRS standard and detailed in ITI TF-3: 4.2.4 Error Reporting.

**3.42.4.2.3 Expected Actions**

4365 The Document Repository now knows that the transaction succeeded/failed and can continue. The metadata added to the registry as a result of this transaction is now available for discovery.

**3.42.5 Protocol Requirements**

Implementors of this transaction shall comply with all requirements described in ITI TF-2x: Appendix V: Web Services for IHE Transactions.

4370

**WSDL Namespace Definitions**

ihe	urn:ihe:iti:xds-b:2007
rs	urn:oasis:names:tc:ebxml-regrep:xsd:rs:3.0
lcm	urn:oasis:names:tc:ebxml-regrep:xsd:lcm:3.0
query	urn:oasis:names:tc:ebxml-regrep:xsd:query:3.0

Document Registry: These are the requirements for the Register Document Set-b transaction presented in the order in which they would appear in the Document Registry WSDL definition:

- The following types shall be imported (xsd:import) in the /definitions/types section:
  - namespace="urn:oasis:names:tc:ebxml-regrep:xsd:rs:3.0", schema=" rs.xsd"
  - 4375      • namespace="urn:oasis:names:tc:ebxml-regrep:xsd:lcm:3.0", schema=" lcm.xsd"
- The /definitions/message/part/@element attribute of the Register Document Set-b Request message shall be defined as “lcm:SubmitObjectsRequest”
- The /definitions/message/part/@element attribute of the Register Document Set-b Response message shall be defined as “rs:RegistryResponse”
- 4380      • Refer to table 3.42.5.b below for additional attribute requirements
- To support the Asynchronous Web Services Exchange option on the Document Repository, the Document Registry shall support the use of a non-anonymous response EPR in the WS-Addressing replyTo header.

4385      These are the requirements that affect the wire format of the SOAP message. The other WSDL properties are only used within the WSDL definition and do not affect interoperability. Full sample request and response messages are in ITI TF-2b: 3.42.5.1 Sample SOAP Messages.

For informative WSDL for the Document Registry actor see ITI TF-2x: Appendix W.

**Table 3.42.5.b: Additional Attribute Requirements**

Attribute	Value
/definitions/portType/operation@name	DocumentRepository _RegisterDocumentSet-b
/definitions/portType/operation/input/@wsaw:Action	urn:ihe:iti:2007:RegisterDocumentSet-b
/definitions/portType/operation/output/@wsaw:Action	urn:ihe:iti:2007: ProvideAndRegisterDocumentSet- bResponse
/definitions/binding/operation/soap12:operation/@soap Action	urn:ihe:iti:2007: RegisterDocumentSet-b

4390      **3.42.5.1 Sample SOAP Messages**

4395      The samples in the following two sections show a typical SOAP request and its relative SOAP response. The sample messages also show the WS-Addressing headers <Action/>, <MessageID/>, <ReplyTo/>...; these WS-Addressing headers are populated according to ITI TF-2x: Appendix V: Web Services for IHE Transactions. The body of the SOAP message is omitted for brevity; in a real scenario the empty element will be populated with the appropriate metadata.

Samples presented in this section are also available online on the IHE FTP site, see ITI TF-2x: Appendix W.

**3.42.5.1.1 Sample Register Document Set-b SOAP Request**4400 **3.42.5.1.1.1 Synchronous Web Services Exchange**

```

<s:Envelope xmlns:s="http://www.w3.org/2003/05/soap-envelope"
xmlns:a="http://www.w3.org/2005/08/addressing">
  <s:Header>
    <a:Action s:mustUnderstand="1">urn:ihe:iti:2007:RegisterDocumentSet-b</a:Action>
    <a:MessageID>urn:uuid:1ec52e14-4aad-4ba1-b7d3-fc9812a21340</a:MessageID>
    <a:ReplyTo>
      <a:Address>http://www.w3.org/2005/08/addressing/anonymous</a:Address>
    </a:ReplyTo s:mustUnderstand="1">
    <a:To >http://localhost:2647/XdsService/IHEXDSRegistry.svc</a:To>
  </s:Header>
  <s:Body>
    <lcm:SubmitObjectsRequest
      xmlns:lcm="urn:oasis:names:tc:ebxml-regrep:xsd:lcm:3.0"
      xmlns:rsm="urn:oasis:names:tc:ebxml-regrep:xsd:rsm:3.0"
      xmlns:rs="urn:oasis:names:tc:ebxml-regrep:xsd:rs:3.0">
      <!--Rest of SubmitObjectsRequest message goes here -->
    </lcm:SubmitObjectsRequest>
  </s:Body>
</s:Envelope>

```

4425 **3.42.5.1.1.2 Asynchronous Web Services Exchange**

```

<s:Envelope xmlns:s="http://www.w3.org/2003/05/soap-envelope"
xmlns:a="http://www.w3.org/2005/08/addressing">
  <s:Header>
    <a:Action s:mustUnderstand="1">urn:ihe:iti:2007:RegisterDocumentSet-b</a:Action>
    <a:MessageID>urn:uuid:1ec52e14-4aad-4ba1-b7d3-fc9812a21340</a:MessageID>
    <a:ReplyTo>
      <a:Address>
http://192.168.2.4:9080/XdsService/DocumentRepositoryReceiver.svc</a:Address>
    </a:ReplyTo>
    <a:To
s:mustUnderstand="1">http://localhost:2647/XdsService/DocumentRegistryReceiver.svc</a:To>
  </s:Header>
  <s:Body>
    <lcm:SubmitObjectsRequest
      xmlns:lcm="urn:oasis:names:tc:ebxml-regrep:xsd:lcm:3.0"
      xmlns:rsm="urn:oasis:names:tc:ebxml-regrep:xsd:rsm:3.0"
      xmlns:rs="urn:oasis:names:tc:ebxml-regrep:xsd:rs:3.0">
      <!--Rest of SubmitObjectsRequest message goes here -->
    </lcm:SubmitObjectsRequest>
  </s:Body>
</s:Envelope>

```

**3.42.5.1.2 Sample Register Document Set-b SOAP Response**4450 **3.42.5.1.2.1 Synchronous Web Services Exchange**

```

<s:Envelope
xmlns:s="http://www.w3.org/2003/05/soap-envelope"
xmlns:a="http://www.w3.org/2005/08/addressing">
  <s:Header>
    <a:Action s:mustUnderstand="1">urn:ihe:iti:2007:RegisterDocumentSet-bResponse</a:Action>
    <a:RelatesTo>urn:uuid:1ec52e14-4aad-4ba1-b7d3-fc9812a21340</a:RelatesTo>

```

```

4460   </s:Header>
        <s:Body>
            <rs:RegistryResponse
                status="urn:oasis:names:tc:ebxml-regrep:ResponseStatusType:Success"
                xmlns:rs="urn:oasis:names:tc:ebxml-regrep:xsd:rs:3.0"/>
        </s:Body>
    </s:Envelope>

```

#### 4465 **3.42.5.1.2.2 Asynchronous Web Services Exchange**

```

        <s:Envelope
            xmlns:s="http://www.w3.org/2003/05/soap-envelope"
            xmlns:a="http://www.w3.org/2005/08/addressing">
4470     <s:Header>
            <a:Action s:mustUnderstand="1">urn:ihe:iti:2007:RegisterDocumentSet-
bResponse</a:Action>
            <a:MessageID>urn:uuid:D6C21225-8E7B-454E-9750-821622C099DB</a:MessageID>
            <a:RelatesTo>urn:uuid:1ec52e14-4aad-4ba1-b7d3-fc9812a21340</a:RelatesTo>
4475     <a:To
s:mustUnderstand="1">http://localhost:2647/XdsService/DocumentRepositoryReceiver.svc</a:To>
        </s:Header>
        <s:Body>
4480     <rs:RegistryResponse
                status="urn:oasis:names:tc:ebxml-regrep:ResponseStatusType:Success"
                xmlns:rs="urn:oasis:names:tc:ebxml-regrep:xsd:rs:3.0"/>
        </s:Body>
    </s:Envelope>

```

#### 4485 **3.42.6 Actor Requirements**

The Document Repository actor shall:

- Make (all) the new document(s) included in the XDS Submission Set available for retrieval via the Retrieve Document Set transaction before it initiates the Register Document Set-b Request message with the Registry actor.

4490 This is necessary because:

- The Document Registry actor may choose to validate the successful storage of the document(s) before acknowledging the Register Document Set-b Request transaction.
- The Document Consumer actor may retrieve the document(s) before the Register Document Set-b Response is received by the Document Repository actor.

#### 4495 **3.42.7 Security Considerations**

Relevant XDS Affinity Domain Security background is discussed in the XDS Security Considerations Section (see ITI TF-1: 10.7).

##### **3.42.7.1 Audit Record Considerations**

4500 The Register Document Set-b Transaction is PHI-Export event, as defined in ITI TF-2a: Table 3.20.6-1, with the following exceptions.



### 3.42.7.1.1 Document Repository or Integrated Document Source/Repository audit message:

	Field Name	Opt	Value Constraints
<b>Event</b> <i>AuditMessage/</i> <i>EventIdentification</i>	EventID	M	EV(110106, DCM, "Export")
	EventActionCode	M	"R" (Read)
	<i>EventDateTime</i>	<i>M</i>	<i>not specialized</i>
	<i>EventOutcomeIndicator</i>	<i>M</i>	<i>not specialized</i>
	EventTypeCode	M	EV("ITI-42", "IHE Transactions", "Register Document Set-b")
Source (Document Repository or Integrated Document Source/Repository) (1)			
Human Requestor (0..n)			
Destination (Document Registry) (1)			
Audit Source (Document Repository or Integrated Document Source/Repository) (1)			
Patient (1)			
SubmissionSet (1)			

Where:

<b>Source</b> <i>AuditMessage/</i> <i>ActiveParticipant</i>	UserID	U	<i>When WS-Addressing is used: &lt;ReplyTo/&gt;</i>
	AlternativeUserID	M	the process ID as used within the local operating system in the local system logs.
	<i>UserName</i>	<i>U</i>	<i>not specialized</i>
	UserIsRequestor	M	"true"
	RoleIDCode	M	EV(110153, DCM, "Source")
	NetworkAccessPointTypeCode	M	"1" for machine (DNS) name, "2" for IP address
	NetworkAccessPointID	M	The machine name or IP address, as specified in RFC 3881.
<b>Human Requestor (if known)</b> <i>AuditMessage/</i> <i>ActiveParticipant</i>	UserID	M	Identity of the human that initiated the transaction.
	<i>AlternativeUserID</i>	<i>U</i>	<i>not specialized</i>
	<i>UserName</i>	<i>U</i>	<i>not specialized</i>
	UserIsRequestor	M	"true"
	RoleIDCode	U	Access Control role(s) the user holds that allows this transaction.
	<i>NetworkAccessPointTypeCode</i>	<i>NA</i>	
	<i>NetworkAccessPointID</i>	<i>NA</i>	

<b>Destination</b> <i>AuditMessage/</i> <i>ActiveParticipant</i>	UserID	M	SOAP endpoint URI.
	<i>AlternativeUserID</i>	<i>U</i>	<i>not specialized</i>
	<i>UserName</i>	<i>U</i>	<i>not specialized</i>
	UserIsRequestor	M	"false"
	RoleIDCode	M	EV(110152, DCM, "Destination")
	NetworkAccessPointTypeCode	M	"1" for machine (DNS) name, "2" for IP address
	NetworkAccessPointID	M	The machine name or IP address, as specified in RFC 3881.

4505

<b>Audit Source</b> <i>AuditMessage/</i> <i>AuditSourceIdentification</i>	<i>AuditSourceID</i>	<i>U</i>	<i>Not specialized.</i>
	<i>AuditEnterpriseSiteID</i>	<i>U</i>	<i>not specialized</i>
	<i>AuditSourceTypeCode</i>	<i>U</i>	<i>not specialized</i>

<b>Patient</b> (AuditMessage/ ParticipantObjectIdentifi- cation)	ParticipantObjectTypeCode	M	“1” (person)
	ParticipantObjectTypeCodeRole	M	“1” (patient)
	<i>ParticipantObjectDataLifeCycle</i>	<i>U</i>	<i>not specialized</i>
	ParticipantObjectIDTypeCode	M	EV(2, RFC-3881, “Patient Number”)
	<i>ParticipantObjectSensitivity</i>	<i>U</i>	<i>not specialized</i>
	ParticipantObjectID	M	the patient ID in HL7 CX format.
	<i>ParticipantObjectName</i>	<i>U</i>	<i>not specialized</i>
	<i>ParticipantObjectQuery</i>	<i>U</i>	<i>not specialized</i>
<b>Submission Set</b> (AuditMessage/ ParticipantObjectIdentifi- cation)	ParticipantObjectTypeCode	M	“2” (System)
	ParticipantObjectTypeCodeRole	M	“20” (job)
	<i>ParticipantObjectDataLifeCycle</i>	<i>U</i>	<i>not specialized</i>
	ParticipantObjectIDTypeCode	M	EV(“urn:uuid:a54d6aa5-d40d-43f9-88c5-b4633d873bdd”, “IHE XDS Metadata”, “submission set classificationNode”)
	<i>ParticipantObjectSensitivity</i>	<i>U</i>	<i>not specialized</i>
	ParticipantObjectID	M	The submissionSet unique ID
	<i>ParticipantObjectName</i>	<i>U</i>	<i>not specialized</i>
	<i>ParticipantObjectQuery</i>	<i>U</i>	<i>not specialized</i>
<i>ParticipantObjectDetail</i>	<i>U</i>	<i>not specialized</i>	

### 3.42.7.1.2 Document Registry audit message:

	Field Name	Opt	Value Constraints
<b>Event</b> AuditMessage/ EventIdentification	EventID	M	EV(110107, DCM, “Import”)
	EventActionCode	M	“C” (Create)
	<i>EventDateTime</i>	<i>M</i>	<i>not specialized</i>
	<i>EventOutcomeIndicator</i>	<i>M</i>	<i>not specialized</i>
	EventTypeCode	M	EV(“ITI-42”, “IHE Transactions”, “Register Document Set-b”)
Source (Document Repository or Integrated Document Source/Repository) (1)			
Destination (Document Registry ) (1)			
Audit Source (Document Registry) (1)			
Patient (1)			
SubmissionSet (1)			

Where:

<b>Source</b> AuditMessage/ ActiveParticipant	UserID	<i>U</i>	<i>When WS-Addressing is used this should be the value of the &lt;ReplyTo/&gt; element.</i>
	AlternativeUserID	<i>U</i>	<i>not specialized</i>
	<i>UserName</i>	<i>U</i>	<i>not specialized</i>
	UserIsRequestor	M	“true”
	RoleIDCode	M	EV(110153, DCM, “Source”)
	NetworkAccessPointTypeCode	M	“1” for machine (DNS) name, “2” for IP address
	NetworkAccessPointID	M	The machine name or IP address, as specified in RFC 3881.

<b>Destination</b>	UserID	M	SOAP endpoint URI
--------------------	--------	---	-------------------

	<i>AlternativeUserID</i>	M	the process ID as used within the local operating system in the local system logs.
	<i>UserName</i>	U	<i>not specialized</i>
	UserIsRequestor	M	“false”
	RoleIDCode	M	EV(110152, DCM, “Destination”)
	NetworkAccessPointTypeCode	M	“1” for machine (DNS) name, “2” for IP address
	NetworkAccessPointID	M	The machine name or IP address, as specified in RFC 3881.

4510

<b>Audit Source</b> (AuditMessage/ AuditSourceIdentification)	<i>AuditSourceID</i>	U	<i>Not specialized.</i>
	<i>AuditEnterpriseSiteID</i>	U	<i>not specialized</i>
	<i>AuditSourceTypeCode</i>	U	<i>not specialized</i>

<b>Patient</b> (AuditMessage/ ParticipantObjectIdentification)	ParticipantObjectTypeCode	M	“1” (person)
	ParticipantObjectTypeCodeRole	M	“1” (patient)
	<i>ParticipantObjectDataLifeCycle</i>	U	<i>not specialized</i>
	ParticipantObjectIDTypeCode	M	EV(2, RFC-3881, “Patient Number”)
	<i>ParticipantObjectSensitivity</i>	U	<i>not specialized</i>
	ParticipantObjectID	M	the patient ID in HL7 CX format.
	<i>ParticipantObjectName</i>	U	<i>not specialized</i>
	<i>ParticipantObjectQuery</i>	U	<i>not specialized</i>
	<i>ParticipantObjectDetail</i>	U	<i>not specialized</i>
<b>Submission Set</b> (AuditMessage/ ParticipantObjectIdentification)	ParticipantObjectTypeCode	M	“2” (System)
	ParticipantObjectTypeCodeRole	M	“20” (job)
	<i>ParticipantObjectDataLifeCycle</i>	U	<i>not specialized</i>
	ParticipantObjectIDTypeCode	M	EV(“urn:uuid:a54d6aa5-d40d-43f9-88c5-b4633d873bdd”, “IHE XDS Metadata”, “submission set classificationNode”)
	<i>ParticipantObjectSensitivity</i>	U	<i>not specialized</i>
	ParticipantObjectID	M	The submissionSet unique ID
	<i>ParticipantObjectName</i>	U	<i>not specialized</i>
	<i>ParticipantObjectQuery</i>	U	<i>not specialized</i>
	<i>ParticipantObjectDetail</i>	U	<i>not specialized</i>

### 3.43 Retrieve Document Set

This section corresponds to Transaction ITI-43 of the IHE Technical Framework. The Document Consumer, Document Repository and Initiating Gateway actors use transaction ITI-43.

4515

Integration Profiles using this Transaction
Cross-Enterprise Document Sharing-b (XDS.b)
Cross-Community Access (XCA)

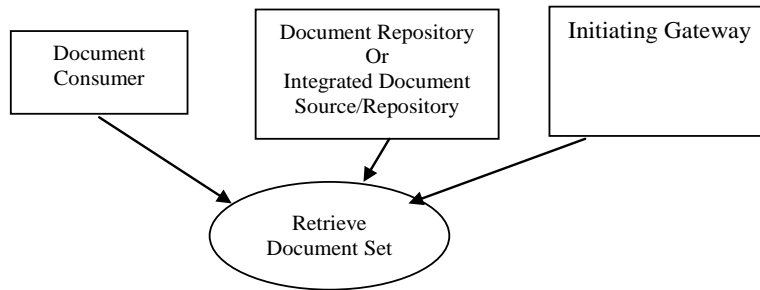
Actors that support the Asynchronous Web Services Exchange option shall support Asynchronous Web Services Exchange on all XDS.b transactions they implement. Refer to

4520 section ITI TF-2x: V.5 Synchronous and Asynchronous Web Services Exchange for an explanation of Asynchronous Web Services Exchange.

**3.43.1 Scope**

4525 This transaction is used by the Document Consumer to retrieve a set of documents from the Document Repository or Initiating Gateway. The Document Consumer has already obtained the XDSDocumentEntry uniqueId and the Document Repository repositoryUniqueId from the Document Registry/Initiating Gateway by means of the Registry Stored Query transaction.

**3.43.2 Use Case Roles**



4530

**XDS Actors:**

**Actor:** Document Consumer

**Role:** Obtains document.

**Actor:** Document Repository or Integrated Document Source/Repository

4535

**Role:** Provides documents.

**XCA Actors:**

**Actor:** Initiating Gateway

**Role:** An Initiating Gateway which implements the XDS Affinity Domain option retrieves a set of documents by using the Cross Gateway Retrieve transaction and/or a Retrieve Document Set transaction.

4540

Note: Within this transaction, the Document Repository and Integrated Document Source/Repository actors can be used interchangeably.

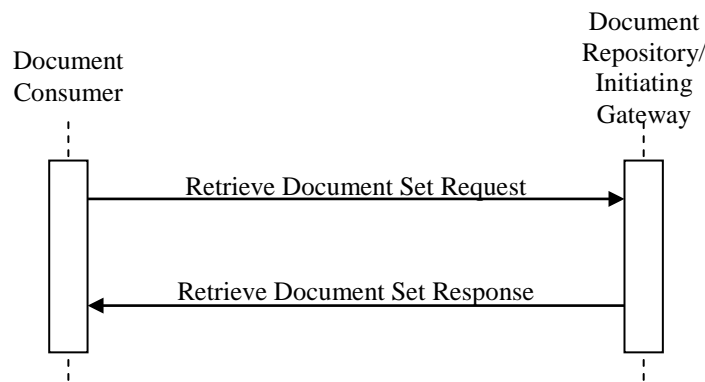
**3.43.3 Referenced Standard**

4545 Implementors of this transaction shall comply with all requirements described in ITI TF-2x: Appendix V: Web Services for IHE Transactions.

ebRIM	OASIS/ebXML Registry Information Model v3.0
ebRS	OASIS/ebXML Registry Services Specifications v3.0

ITI TF-2x:Appendix V	ITI TF-2x:Appendix V Web Services for IHE Transactions Contains references to all Web Services standards and requirements of use
ITI TF-3:4	Metadata in Document Sharing profiles
MTOM	SOAP Message Transmission Optimization Mechanism <a href="http://www.w3.org/TR/soap12-mtom/">http://www.w3.org/TR/soap12-mtom/</a>
XOP	XML-binary Optimized Packaging <a href="http://www.w3.org/TR/2005/REC-xop10-20050125/">http://www.w3.org/TR/2005/REC-xop10-20050125/</a>

### 3.43.4 Interaction Diagram



4550

#### 3.43.4.1 Retrieve Document Set Request

##### 3.43.4.1.1 Trigger Events

4555 The Document Consumer obtains document(s) uniqueId via the Registry Stored Query transaction. If the Registry Stored Query was sent to the Initiating Gateway the Document Consumer shall address the Retrieve Document Set to the Initiating Gateway. In this case no resolution of repositoryUniqueId is needed by the Document Consumer. The Document Consumer shall specify the homeCommunityId element in the Retrieve Document Set transaction if it was found in the entry containing the uniqueId of the document being retrieved.

4560 For more information regarding the homeCommunityId see section 3.38.4.1.2.

Once the document(s) uniqueId have been obtained, the Document Consumer will start the Retrieve Document Set Request with the Document Repository.

##### 3.43.4.1.2 Message Semantics

The Retrieve Document Set Request shall carry the following information:

- 4565
- A required repositoryUniqueId that identifies the repository from which the document is to be retrieved. This value corresponds to XDSDocumentEntry.repositoryUniqueId.
  - A required documentUniqueId that identifies the document within the repository. This value corresponds to the XDSDocumentEntry.uniqueId.
- 4570
- If available, the homeCommunityId element that identifies the community holding the document. The homeCommunityId element shall be specified if the XDSDocumentEntry containing the uniqueId of the document contains the homeCommunityId attribute. See ITI TF-2a: 3.18.4.1.2 for details.

The repositoryUniqueId associated to each document requested can be different therefore allowing a single request to identify multiple repositories.

4575 **3.43.4.1.3 Expected Actions**

When receiving a Retrieve Document Set Request, a Document Repository or an Initiating Gateway shall generate a Retrieve Document Set Response containing the requested documents or error codes if the documents could not be retrieved.

- 4580 An XCA Initiating Gateway receiving the Retrieve Document Set Request shall use the homeCommunityId to obtain the Web Services endpoint of the Responding Gateways or, in the case where homeCommunityId identifies the local community, use the repositoryUniqueId to obtain the Web Services endpoint of the Document Repositories. The process of obtaining the Web Services endpoint is not further specified in this transaction. The Initiating Gateway shall send Cross Gateway Retrieves/Retrieve Document Set transactions to each appropriate
- 4585 Responding Gateway/Document Repository, consolidate the results, and return them to the Document Consumer.

**3.43.4.1.3.1 Basic Patient Privacy Enforcement Option**

If the Basic Patient Privacy Enforcement Option is implemented:

- 4590
1. The Document Consumer actor shall abide by the XDS Affinity Domain Policies represented by the confidentialityCode in the metadata associated with the document. The Document Consumer actor likely will have user access controls or business rule capabilities to determine the details of how confidentiality codes apply to query results. The details of this are product specific and not specified by IHE. These rules shall reduce the query results to only those that are appropriate to the current situation for that actor and user.
- 4595
2. The Document Consumer actor shall be able to be configured with Patient Privacy Policies, Patient Privacy Policy Identifiers (OIDs) and associated information necessary to understand and enforce the XDS Affinity Domain Policy. The details of this are product specific and not specified by IHE.

4600 **3.43.4.2 Retrieve Document Set Response**

**3.43.4.2.1 Trigger Events**

This message will be triggered by a Retrieve Document Set Request Message

**3.43.4.2.2 Message Semantics**

4605 The Retrieve Document Set Response Message shall carry the following information, for each of the returned documents:

- A homeCommunityId. This value shall be the same as the homeCommunityId value in the Retrieve Document Set Request Message. If the homeCommunityId value is not present in the Retrieve Document Set Request Message, this shall not be present.
- 4610 • A required repositoryUniqueId that identifies the repository from which the document is to be retrieved. This value shall be the same as the value of the repositoryUniqueId in the original Retrieve Document Set Request Message. This value corresponds to XSDDocumentEntry.repositoryUniqueId.
- 4615 • A required documentUniqueId that identifies the document within the repository. This value shall be the same as the documentUniqueId in the original Retrieve Document Set Request Message. This value corresponds to the XSDDocumentEntry.uniqueId.
- The retrieved document as a XOP Infoset
- The MIME type of the retrieved document
- Errors or warnings in case the document(s) could not be retrieved successfully

**3.43.4.2.3 Expected Actions**

4620 A Document Repository shall retrieve the document(s) indicated in the request.

The Document Repository shall return the document or an error code in case the document could not be retrieved. The conditions of failure and possible error messages are given in the ebRS standard and detailed in ITI TF-3: 4.2.4 Error Reporting.

**3.43.5 Protocol Requirements**

4625 Implementors of this transaction shall comply with all requirements described in ITI TF-2x: Appendix V: Web Services for IHE Transactions.

The Retrieve Document Set transaction shall use SOAP12 and MTOM with XOP encoding (labeled MTOM/XOP in this specification). See ITI TF-2x: Appendix V for details. The Document Repository shall:

- 4630
- Accept the Retrieve Document Set Request message in MTOM/XOP format.
  - Generate the Retrieve Document Set Response message in MTOM/XOP format

The Document Consumer shall:

- Generate the Retrieve Document Set Request message in MTOM/XOP format.
- Accept the Retrieve Document Set Response message in MTOM/XOP format.

4635

**WSDL Namespace Definitions**

ihe	urn:ihe:iti:xds-b:2007
rs	urn:oasis:names:tc:ebxml-regrep:xsd:rs:3.0
lcm	urn:oasis:names:tc:ebxml-regrep:xsd:lcm:3.0
query	urn:oasis:names:tc:ebxml-regrep:xsd:query:3.0

Document Repository: These are the requirements for the Retrieve Document Set transaction presented in the order in which they would appear in the Document Repository WSDL definition:

4640

- The following types shall be imported (xsd:import) in the /definitions/types section:
  - namespace="urn:ihe:iti:xds-b:2007", schema="IHEXDS.xsd"
- The /definitions/message/part/@element attribute of the Retrieve Document Set Request message shall be defined as “ihe:RetrieveDocumentSetRequest”
- The /definitions/message/part/@element attribute of the Retrieve Document Set Response message shall be defined as “ihe:RetrieveDocumentSetResponse”
- Refer to table 3.43.5.b below for additional attribute requirements

4645

To support the Asynchronous Web Services Exchange option on the Document Consumer, the Document Repository shall support the use of a non-anonymous response EPR in the WS-Addressing replyTo header.

4650

**Table 3.43.5.b: Additional Attribute Requirements**

Attribute	Value
/definitions/portType/operation@name	DocumentConsumer_ RetrieveDocumentSet
/definitions/portType/operation/input/@wsaw:Action	urn:ihe:iti:2007: RetrieveDocumentSet
/definitions/portType/operation/output/@wsaw:Action	urn:ihe:iti:2007: RetrieveDocumentSetResponse
/definitions/binding/operation/soap12:operation/@soapAction	urn:ihe:iti:2007: RetrieveDocumentSet

These are the requirements that affect the wire format of the SOAP message. The other WSDL properties are only used within the WSDL definition and do not affect interoperability. Full sample request and response messages are in ITI TF-2b: 3.43.5.1 Sample SOAP Messages. For informative WSDL for the Document Repository actor see in ITI TF-2x: Appendix W.

4655



The <ihe:RetrieveDocumentSetRequest/> element is defined as:

- 4660 • One or more <ihe:DocumentRequest/> elements, each one representing an individual document that the Document Consumer wants to retrieve from the Document Repository. Each <ihe:DocumentRequest/> element contains:
  - 4665 • A required <ihe:RepositoryUniqueId/> element that identifies the repository from which the document is to be retrieved. This value corresponds to XSDSDocumentEntry.repositoryUniqueId.
  - A required <ihe:DocumentUniqueId/> that identifies the document within the repository. This value corresponds to the XSDSDocumentEntry.uniqueId.
  - An optional <ihe:HomeCommunityId/> element that corresponds to the home attribute of the Identifiable class in ebRIM.

This allows the Document Consumer to specify one or more documents to retrieve from the Document Repository.

4670 The <ihe:RetrieveDocumentResponse/> element is defined as:

- A required /ihe:RetrieveDocumentSetResponse/rs:RegistryResponse element
- An optional sequence of <ihe:DocumentResponse/> elements containing
  - 4675 • A <ihe:HomeCommunityId/> element. The value of this element shall be the same as the value of the /RetrieveDocumentSetRequest/DocumentRequest/HomeCommunityId element in the Retrieve Document Set Request Message. If the <ihe:HomeCommunityId/> element is not present in the Retrieve Document Set Request Message, this value shall not be present.
  - 4680 • A required <ihe:RepositoryUniqueId/> that identifies the repository from which the document is to be retrieved. The value of this element shall be the same as the value of the /RetrieveDocumentSetRequest/DocumentRequest/RepositoryUniqueId element in the original Retrieve Document Set Request Message. This value corresponds to XSDSDocumentEntry.repositoryUniqueId.
  - 4685 • A required <ihe:DocumentUniqueId/> that identifies the document within the repository. The value of this element shall be the same as the value of the /RetrieveDocumentSetRequest/DocumentRequest/DocumentUniqueId element in the original Retrieve Document Set Request Message. This value corresponds to XSDSDocumentEntry.uniqueId.
- 4690 • A required <ihe:Document/> element that contains the retrieved document in base64binary encoded format
- A required <ihe:mimeType/> element that indicates the MIME type of the retrieved document

The /RetrieveDocumentSetResponse/rs:RegistryResponse/@status attributes provides the overall status of the request: It shall contain one of the following values:

4695 urn:oasis:names:tc:ebxml-regrep:ResponseStatusType:Success  
urn:ihe:iti:2007:ResponseStatusType:PartialSuccess  
urn:oasis:names:tc:ebxml-regrep:ResponseStatusType:Failure

See ITI TF-3: 4.2.4 Error Reporting for the interpretation of these values.

For each document requested in a /RetrieveDocumentSetRequest/DocumentRequest element:

- 4700
- If a warning is reported when retrieving the document, then a /RetrieveDocumentSetResponse/rs:RegistryResponse/rs:RegistryErrorList/rs:RegistryError element shall be returned with:
    - @severity is urn:oasis:names:tc:ebxml-regrep:ErrorSeverityType:Warning
    - @errorCode is specified
- 4705
- @codeContext contains the warning message
  - @location contains the DocumentUniqueId of the document requested
  - The document shall be returned in an instance of /RetrieveDocumentSetResponse/DocumentResponse/Document as a XOP Infoset. The returned document and warning are correlated via the DocumentUniqueId.
- 4710
- If an error is reported when retrieving a document, then a /RetrieveDocumentSetResponse/rs:RegistryResponse/rs:RegistryErrorList/rs:RegistryError element shall be returned with:
    - @severity is urn:oasis:names:tc:ebxml-regrep:ErrorSeverityType:Error
    - @errorCode is specified
- 4715
- @codeContext contains the error message
  - @location contains the DocumentUniqueId of the document requested
  - No corresponding RetrieveDocumentSetResponse/DocumentResponse element shall be returned
- 4720
- If the document is successfully retrieved (without warning) then no /RetrieveDocumentSetResponse/rs:RegistryResponse/rs:RegistryErrorList/rs:RegistryError element shall be present and a /RetrieveDocumentSetResponse/DocumentResponse/Document element shall be returned containing the document as a XOP Infoset.

4725 The /RetrieveDocumentSetResponse/rs:RegistryResponse/rs:ResponseSlotList element is not used in this transaction.

The /RetrieveDocumentSetResponse/rs:RegistryResponse/@requestId attribute is not used in this transaction.

A full XML Schema Document for the XDS.b types is available online on the IHE FTP site, see ITI TF-2x: Appendix W.

4730 **3.43.5.1 Sample SOAP Messages**

The samples in the following two sections show a typical request and its relative response. The sample messages also show the WS-Addressing headers <Action/>, <MessageID/>, <ReplyTo/>...; these WS-Addressing headers are populated according to ITI TF-2x: Appendix V: Web Services for IHE Transactions.

4735 **3.43.5.1.1 Sample Retrieve Document Set SOAP Request****3.43.5.1.1.1 Synchronous Web Services Exchange**

```

4740 POST /tf6/services/xdsrepositoryb HTTP/1.1
Content-Type: multipart/related;
      boundary=MIMEBoundaryurn_uuid_3448B7F8EA6E8B9DFC1289514997517;
      type="application/xop+xml";
      start="<0.urn:uuid:3448B7F8EA6E8B9DFC1289514997518@apache.org>";
      start-info="application/soap+xml"
4745 User-Agent: Axis2
Host: ihexds.nist.gov:5000

--MIMEBoundaryurn_uuid_3448B7F8EA6E8B9DFC1289514997517
Content-Type: application/xop+xml; charset=UTF-8;
      type="application/soap+xml"
4750 Content-Transfer-Encoding: binary
Content-ID: <0.urn:uuid:3448B7F8EA6E8B9DFC1289514997518@apache.org>

<?xml version='1.0' encoding='UTF-8'?>
4755 <soapenv:Envelope xmlns:soapenv="http://www.w3.org/2003/05/soap-envelope">
      <soapenv:Header xmlns:wsa="http://www.w3.org/2005/08/addressing">
          <wsa:To soapenv:mustUnderstand="1"
              >http://localhost:5000/tf6/services/xdsrepositoryb</wsa:To>
          <wsa:MessageID soapenv:mustUnderstand="1"
              >urn:uuid:3448B7F8EA6E8B9DFC1289514997508</wsa:MessageID>
4760 <wsa:Action soapenv:mustUnderstand="1"
              >urn:ihe:iti:2007:RetrieveDocumentSet</wsa:Action>
      </soapenv:Header>
      <soapenv:Body>
          <RetrieveDocumentSetRequest xmlns="urn:ihe:iti:xds-b:2007">
              <DocumentRequest>
                  <RepositoryUniqueId>1.19.6.24.109.42.1.5</RepositoryUniqueId>
                  <DocumentUniqueId>1.42.20101110141555.15</DocumentUniqueId>
              </DocumentRequest>
          </RetrieveDocumentSetRequest>
4770 </soapenv:Body>
      </soapenv:Envelope>
--MIMEBoundaryurn_uuid_3448B7F8EA6E8B9DFC1289514997517--

```

4775 This request message is in MTOM/XOP format because request/response message pairs must always be in the same format (MTOM/XOP vs. SIMPLE SOAP) and the response requires MTOM/XOP: one part for descriptive metadata and a second part for document contents.

**3.43.5.1.1.2 Asynchronous Web Services Exchange**

```

4780 <s:Envelope
      xmlns:s="http://www.w3.org/2003/05/soap-envelope"
      xmlns:a="http://www.w3.org/2005/08/addressing">
      <s:Header>
          <a:Action s:mustUnderstand="1">urn:ihe:iti:2007:RetrieveDocumentSet</a:Action>
          <a:MessageID>urn:uuid:0fbfdced-6c01-4d09-a110-2201afedaa02</a:MessageID>

```

```

4785         <a:ReplyTo>
                <a:Address>
http://192.168.2.4:9080/XdsService/DocumentConsumerReceiver.svc</a:Address>
                </a:ReplyTo>
                <a:To
4790 s:mustUnderstand="1">http://localhost:2647/XdsService/DocumentRepositoryReceiver.svc</a:To>
                </s:Header>
                <s:Body>
                    <RetrieveDocumentSetRequest xmlns="urn:ihe:iti:xds-b:2007">
                        <DocumentRequest>
4795                 <RepositoryUniqueId>1.3.6.1.4...1000</RepositoryUniqueId>
                        <DocumentUniqueId>1.3.6.1.4...2300</DocumentUniqueId>
                        </DocumentRequest>
                        <DocumentRequest>
4800                 <RepositoryUniqueId>1.3.6.1.4...1000</RepositoryUniqueId>
                        <DocumentUniqueId>1.3.6.1.4...2301</DocumentUniqueId>
                        </DocumentRequest>
                    </RetrieveDocumentSetRequest>
                </s:Body>
            </s:Envelope>
4805

```

### 3.43.5.1.2 Sample Retrieve Document Set SOAP Response

#### 3.43.5.1.2.1 Synchronous Web Services Exchange

In the following example, the HTTP header `Transfer-Encoding: chunked` and the corresponding chunk annotations were removed for readability.

```

4810
HTTP/1.1 200 OK
Server: Apache-Coyote/1.1
Content-Type: multipart/related;
4815     boundary=MIMEBoundaryurn_uuid_E910375860336E2B8F1289514978310;
         type="application/xop+xml";
         start="0.urn:uuid:E910375860336E2B8F1289514978311@apache.org";
         start-info="application/soap+xml";
Date: Thu, 11 Nov 2010 22:36:15 GMT
4820
--MIMEBoundaryurn_uuid_E910375860336E2B8F1289514978310
Content-Type: application/xop+xml; charset=UTF-8;
         type="application/soap+xml"
Content-Transfer-Encoding: binary
4825 Content-ID: <0.urn:uuid:E910375860336E2B8F1289514978311@apache.org>

<?xml version='1.0' encoding='UTF-8'?>
<soapenv:Envelope xmlns:soapenv="http://www.w3.org/2003/05/soap-envelope"
4830     xmlns:wsa="http://www.w3.org/2005/08/addressing">
    <soapenv:Header>
        <wsa:Action soapenv:mustUnderstand="1"
            >urn:ihe:iti:2007:RetrieveDocumentSetResponse</wsa:Action>
        <wsa:RelatesTo>urn:uuid:3448B7F8EA6E8B9DFC1289514997508</wsa:RelatesTo>
4835    </soapenv:Header>
    <soapenv:Body>
        <xdsb:RetrieveDocumentSetResponse xmlns:xdsb="urn:ihe:iti:xds-b:2007">
            <rs:RegistryResponse xmlns:rs="urn:oasis:names:tc:ebxml-regrep:xsd:rs:3.0"
4840                 status="urn:oasis:names:tc:ebxml-regrep:ResponseStatusType:Success"/>
            <xdsb:DocumentResponse>
                <xdsb:RepositoryUniqueId
                    >1.19.6.24.109.42.1.5</xdsb:RepositoryUniqueId>
                <xdsb:DocumentUniqueId
                    >1.42.20101110141555.15</xdsb:DocumentUniqueId>
                <xdsb:mimeType>text/plain</xdsb:mimeType>
4845                <xdsb:Document>

```

```

      <xop:Include
        href="cid:1.urn:uuid:E910375860336E2B8F1289514978312@apache.org"
        xmlns:xop="http://www.w3.org/2004/08/xop/include" />
    </xdsb:Document>
4850   </xdsb:DocumentResponse>
      </xdsb:RetrieveDocumentSetResponse>
    </soapenv:Body>
  </soapenv:Envelope>

4855 --MIMEBoundaryurn_uuid_E910375860336E2B8F1289514978310
Content-Type: text/plain
Content-Transfer-Encoding: binary
Content-ID: <1.urn:uuid:E910375860336E2B8F1289514978312@apache.org>

4860 Four score and seven years ago our fathers brought forth on this continent a new nation,
conceived in Liberty, and dedicated to the proposition that all men are created equal.
--MIMEBoundaryurn_uuid_E910375860336E2B8F1289514978310--

```

4865 This example shows the ‘wire format’ for MTOM/XOP. The Document element contains a `<xop:Include>` element that points to the document contents as a separate attachment.

Note: In some systems, the ‘in memory’ format replaces the `<xop:Include>` with the Base64 encoded contents of the document. This is done so the entire message contents fits into an XML parse tree.

4870 A second form of the response is possible, an un-optimized MTOM/XOP message. In this form the message is still formatted as a multipart but the document contents is not split out into a separate part of the multipart. Some popular Web Service toolkits generate this form for very small documents. The same response in this form looks like:

```

HTTP/1.1 200 OK
Server: Apache-Coyote/1.1
4875 Content-Type: multipart/related;
      boundary=MIMEBoundaryurn_uuid_E910375860336E2B8F1289514978310;
      type="application/xop+xml";
      start="0.urn:uuid:E910375860336E2B8F1289514978311@apache.org";
      start-info="application/soap+xml";
4880 Date: Thu, 11 Nov 2010 22:36:15 GMT

--MIMEBoundaryurn_uuid_E910375860336E2B8F1289514978310
Content-Type: application/xop+xml; charset=UTF-8;
4885 type="application/soap+xml"
Content-Transfer-Encoding: binary
Content-ID: <0.urn:uuid:E910375860336E2B8F1289514978311@apache.org>

<?xml version='1.0' encoding='UTF-8'?>
4890 <soapenv:Envelope xmlns:soapenv="http://www.w3.org/2003/05/soap-envelope"
      xmlns:wsa="http://www.w3.org/2005/08/addressing">
  <soapenv:Header>
    <wsa:Action soapenv:mustUnderstand="1"
      >urn:ihe:iti:2007:RetrieveDocumentSetResponse</wsa:Action>
    <wsa:RelatesTo>urn:uuid:3448B7F8EA6E8B9DFC1289514997508</wsa:RelatesTo>
4895 </soapenv:Header>
  <soapenv:Body>
    <xdsb:RetrieveDocumentSetResponse xmlns:xdsb="urn:ihe:iti:xds-b:2007">
      <rs:RegistryResponse
4900   xmlns:rs="urn:oasis:names:tc:ebxml-regrep:xsd:rs:3.0"
      status="urn:oasis:names:tc:ebxml-regrep:ResponseStatusType:Success"/>
    <xdsb:DocumentResponse>
      <xdsb:RepositoryUniqueId
4905   >1.19.6.24.109.42.1.5</xdsb:RepositoryUniqueId>
      <xdsb:DocumentUniqueId
      >1.42.20101110141555.15</xdsb:DocumentUniqueId>
      <xdsb:mimeType>text/plain</xdsb:mimeType>

```

```

4910         <xdsb:Document>
                Base64 encoded contents of document go here
            </xdsb:Document>
        </xdsb:DocumentResponse>
    </xdsb:RetrieveDocumentSetResponse>
</soapenv:Body>
</soapenv:Envelope>
--MIMEBoundaryurn_uuid_E910375860336E2B8F1289514978310--

```

4915 **3.43.5.1.2.2 Asynchronous Web Services Exchange**

```

<s:Envelope xmlns:s="http://www.w3.org/2003/05/soap-envelope"
xmlns:a="http://www.w3.org/2005/08/addressing">
    <s:Header>
        <a:Action
4920 s:mustUnderstand="1">urn:ihe:iti:2007:RetrieveDocumentSetResponse</a:Action>
        <a:MessageID>urn:uuid:D6C21225-8E7B-454E-9750-821622C099DB</a:MessageID>
        <a:RelatesTo>urn:uuid:0fbfdced-6c01-4d09-a110-2201afedaa02</a:RelatesTo>
        <a:To
4925 s:mustUnderstand="1">http://localhost:2647/XdsService/DocumentConsumerReceiver.svc</a:To>
    </s:Header>
    <s:Body>
        <RetrieveDocumentSetResponse
4930             xmlns="urn:ihe:iti:xds-b:2007"
             xmlns:lcm="urn:oasis:names:tc:ebxml-regrep:xsd:lcm:3.0"
             xmlns:query="urn:oasis:names:tc:ebxml-regrep:xsd:query:3.0"
             xmlns:rsm="urn:oasis:names:tc:ebxml-regrep:xsd:rsm:3.0"
             xmlns:rs="urn:oasis:names:tc:ebxml-regrep:xsd:rs:3.0">
            <rs:RegistryResponse status="urn:oasis:names:tc:ebxml-
4935 regrep:ResponseStatusType:Success" />
            <DocumentResponse>
                <RepositoryUniqueId>1.3.6.1.4...1000</RepositoryUniqueId>
                <DocumentUniqueId>1.3.6.1.4...2300</DocumentUniqueId>
                <mimeType>text/xml</mimeType>
4940 <Document>UjBsR09EbGhjZ0dTQUxNQVFBUUNBRU1tQ1p0dU1GUXhEUzhi</Document>
            </DocumentResponse>
            <DocumentResponse>
                <RepositoryUniqueId>1.3.6.1.4...1000</RepositoryUniqueId>
                <DocumentUniqueId>1.3.6.1.4...2300</DocumentUniqueId>
4945 <Document>UjBsR09EbGhjZ0dTQUxNQVFBUUNBRU1tQ1p0dU1GUXhEUzhi</Document>
            </DocumentResponse>
        </RetrieveDocumentSetResponse>
4950 </s:Body>
</s:Envelope>

```

### 3.43.6 Security Considerations

Relevant XDS Affinity Domain Security background is discussed in the XDS Security Considerations Section (see ITI TF-1: 10.7).

#### 4955 3.43.6.1 Audit Record Considerations

The Retrieve Document Set Transaction is PHI-Export event, as defined in ITI TF-2a: Table 3.20.6-1, with the following exceptions.

4960 The Repository Actor shall generate an “Export” event. This may be an event for each Retrieve Document Transaction, or multiple transactions for the same patient may be heuristically combined. The heuristics for this combination are not specified by IHE. It is intended to reduce

the volume of audit records. Combination is permitted when the active participants and patient are the same, and the time difference is considered insignificant.

4965 The Document Consumer Actor shall generate an “Import” event. This may be one event per transaction, or multiple transactions may be reported as a single event using a heuristic for combining transactions. Combination is permitted when the active participants and patient are the same, and the time difference is considered insignificant.

### 3.43.6.1.1 Document Consumer audit message:

	Field Name	Opt	Value Constraints
<b>Event</b> AuditMessage/ EventIdentification	EventID	M	EV(110107, DCM, “Import”)
	EventActionCode	M	“C” (Create)
	EventDateTime	M	<i>not specialized</i>
	EventOutcomeIndicator	M	<i>not specialized</i>
	EventTypeCode	M	EV(“ITI-43”, “IHE Transactions”, “Retrieve Document Set”)
Source (Document Repository) (1)			
Destination (Document Consumer) (1)			
Human Requestor (0..n)			
Audit Source (Document Consumer) (1)			
Patient (0..1)			
Document (1..n) ( <i>see combining rules above</i> )			

Where:

<b>Source</b> AuditMessage/ ActiveParticipant	UserID	M	SOAP endpoint URI
	AlternativeUserID	U	<i>not specialized</i>
	UserName	U	<i>not specialized</i>
	UserIsRequestor	M	“false”
	RoleIDCode	M	EV(110153, DCM, “Source”)
	NetworkAccessPointTypeCode	M	“1” for machine (DNS) name, “2” for IP address
	NetworkAccessPointID	M	The machine name or IP address, as specified in RFC 3881.

4970

<b>Destination</b> <i>AuditMessage/ ActiveParticipant</i>	UserID	M	The content of the <wsa:ReplyTo/> element.
	AlternativeUserID	M	the process ID as used within the local operating system in the local system logs.
	<i>UserName</i>	<i>U</i>	<i>not specialized</i>
	UserIsRequestor	M	“true”
	RoleIDCode	M	EV(110152, DCM, “Destination”)
	NetworkAccessPointTypeCode	M	“1” for machine (DNS) name, “2” for IP address
	NetworkAccessPointID	M	The machine name or IP address, as specified in RFC 3881.
<b>Human Requestor (if known)</b> <i>AuditMessage/ ActiveParticipant</i>	UserID	M	Identity of the human that initiated the transaction.
	<i>AlternativeUserID</i>	<i>U</i>	<i>not specialized</i>
	<i>UserName</i>	<i>U</i>	<i>not specialized</i>
	UserIsRequestor	M	“true”
	RoleIDCode	U	Access Control role(s) the user holds that allows this transaction.
	<i>NetworkAccessPointTypeCode</i>	<i>NA</i>	
	<i>NetworkAccessPointID</i>	<i>NA</i>	

<b>Audit Source</b> <i>AuditMessage/ AuditSourceIdentification</i>	<i>AuditSourceID</i>	<i>U</i>	<i>Not specialized.</i>
	<i>AuditEnterpriseSiteID</i>	<i>U</i>	<i>not specialized</i>
	<i>AuditSourceTypeCode</i>	<i>U</i>	<i>not specialized</i>

<b>Patient (if-known)</b> <i>(AuditMessage/ ParticipantObjectIdentification)</i>	ParticipantObjectTypeCode	M	“1” (Person)
	ParticipantObjectTypeCodeRole	M	“1” (Patient)
	<i>ParticipantObjectDataLifeCycle</i>	<i>U</i>	<i>not specialized</i>
	ParticipantObjectIDTypeCode	M	EV(2, RFC-3881, “Patient Number”)
	<i>ParticipantObjectSensitivity</i>	<i>U</i>	<i>not specialized</i>
	ParticipantObjectID	M	The patient ID in HL7 CX format.
	<i>ParticipantObjectName</i>	<i>U</i>	<i>not specialized</i>
	<i>ParticipantObjectQuery</i>	<i>U</i>	<i>not specialized</i>
	<i>ParticipantObjectDetail</i>	<i>U</i>	<i>not specialized</i>
<b>Document</b> <i>(AuditMessage/ ParticipantObjectIdentification)</i>	ParticipantObjectTypeCode	M	“2” (System)
	ParticipantObjectTypeCodeRole	M	“3” (report)
	<i>ParticipantObjectDataLifeCycle</i>	<i>U</i>	<i>not specialized</i>
	ParticipantObjectIDTypeCode	M	EV(9, RFC-3881, “Report Number”)
	<i>ParticipantObjectSensitivity</i>	<i>U</i>	<i>not specialized</i>
	ParticipantObjectID	M	The value of <ihe:DocumentUniqueId/>
	<i>ParticipantObjectName</i>	<i>C</i>	<i>not specialized</i>
	<i>ParticipantObjectQuery</i>	<i>U</i>	<i>not specialized</i>



	<i>ParticipantObjectDetail</i>	<i>M</i>	The ParticipantObjectDetail element may occur more than once. In one element, the value of <ihe:RepositoryUniqueId/> in value attribute, "Repository Unique Id" in type attribute In another element, the value of "ihe:homeCommunityID" as the value of the attribute <i>type</i> and the value of the homeCommunityID as the value of the attribute <i>value</i>
--	--------------------------------	----------	--

### 3.43.6.1.2 Document Repository audit message:

	Field Name	Opt	Value Constraints
<b>Event</b> AuditMessage/ EventIdentification	EventID	M	EV(110106, DCM, "Export")
	EventActionCode	M	"R" (Read)
	<i>EventDateTime</i>	<i>M</i>	<i>not specialized</i>
	<i>EventOutcomeIndicator</i>	<i>M</i>	<i>not specialized</i>
	EventTypeCode	M	EV("ITI-43", "IHE Transactions", "Retrieve Document Set")
Source (Document Repository) (1)			
Destination (Document Consumer) (1)			
Audit Source (Document Repository) (1)			
Document (1..n) ( <i>see combining rules above</i> )			

Where:

<b>Source</b> AuditMessage/ ActiveParticipant	UserID	M	SOAP endpoint URI
	AlternativeUserID	M	the process ID as used within the local operating system in the local system logs.
	<i>UserName</i>	<i>U</i>	<i>not specialized</i>
	UserIsRequestor	M	"false"
	RoleIDCode	M	EV(110153, DCM, "Source")
	NetworkAccessPointTypeCode	M	"1" for machine (DNS) name, "2" for IP address
	NetworkAccessPointID	M	The machine name or IP address, as specified in RFC 3881.

4975

<b>Destination</b> AuditMessage/ ActiveParticipant	UserID	M	The content of the <wsa:ReplyTo/> element.
	<i>AlternativeUserID</i>	<i>U</i>	<i>not specialized</i>
	<i>UserName</i>	<i>U</i>	<i>not specialized</i>
	UserIsRequestor	M	"true"
	RoleIDCode	M	EV(110152, DCM, "Destination")
	NetworkAccessPointTypeCode	M	"1" for machine (DNS) name, "2" for IP address
	NetworkAccessPointID	M	The machine name or IP address, as specified in RFC 3881.

<b>Audit Source</b> AuditMessage/ AuditSourceIdentification	<i>AuditSourceID</i>	<i>U</i>	<i>Not specialized.</i>
	<i>AuditEnterpriseSiteID</i>	<i>U</i>	<i>not specialized</i>
	<i>AuditSourceTypeCode</i>	<i>U</i>	<i>not specialized</i>

<b>Document</b>	ParticipantObjectTypeCode	M	"2" (System)
-----------------	---------------------------	---	--------------

	ParticipantObjectTypeCodeRole	M	“3” (report)
	ParticipantObjectDataLifeCycle	U	not specialized
	ParticipantObjectIDTypeCode	M	EV(9, RFC-3881, “Report Number”)
	ParticipantObjectSensitivity	U	not specialized
	ParticipantObjectID	M	The value of <ihe:DocumentUniqueId/>
	ParticipantObjectName	C	not specialized
	ParticipantObjectQuery	U	not specialized
	ParticipantObjectDetail	M	The ParticipantObjectDetail element may occur more than once. In one element, the value of <ihe:RepositoryUniqueId/> in value attribute, “Repository Unique Id” in type attribute In another element, the value of “ihe:homeCommunityID” as the value of the attribute <i>type</i> and the value of the homeCommunityID as the value of the attribute <i>value</i>

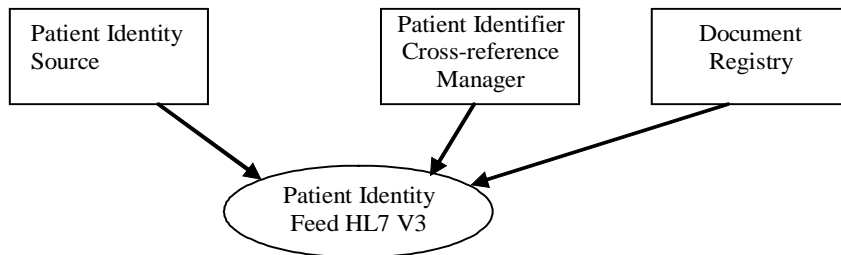
### 3.44 Patient Identity Feed HL7 V3

4980 This section corresponds to Transaction ITI-44 of the IHE IT Infrastructure Technical Framework. Transaction ITI-44 is used by the Patient Identity Source, Patient Identifier Cross-reference Manager and Document Registry Actors.

#### 3.44.1 Scope

The scope is identical to ITI TF-2a: 3.8.1.

#### 4985 3.44.2 Use Case Roles



**Actor:** Patient Identity Source

**Role:** Provides notification to the Patient Identifier Cross-reference Manager and Document Registry for any patient identification related events including: creation, updates, merges, etc.

4990 **Corresponding HL7 v3 Application Roles:**

**Patient Registry Informer (PRPA\_AR201301UV02)**

**Actor:** Patient Identifier Cross-reference Manager

**Role:** Serves a well-defined set of Patient Identification Domains. Based on information provided in each Patient Identification Domain by a Patient Identification Source Actor, it manages the cross-referencing of patient identifiers across Patient Identification Domains.

4995

**Corresponding HL7 v3 Application Roles:**

Patient Registry Tracker (PRPA\_AR201302UV02)

**Actor:** Document Registry

5000 **Role:** Uses patient identifiers provided by Patient Identity Source to ensure that XDS Documents metadata registered is associated with a known patient and updates patient identity in document metadata by tracking identity change operations (e.g., merge).

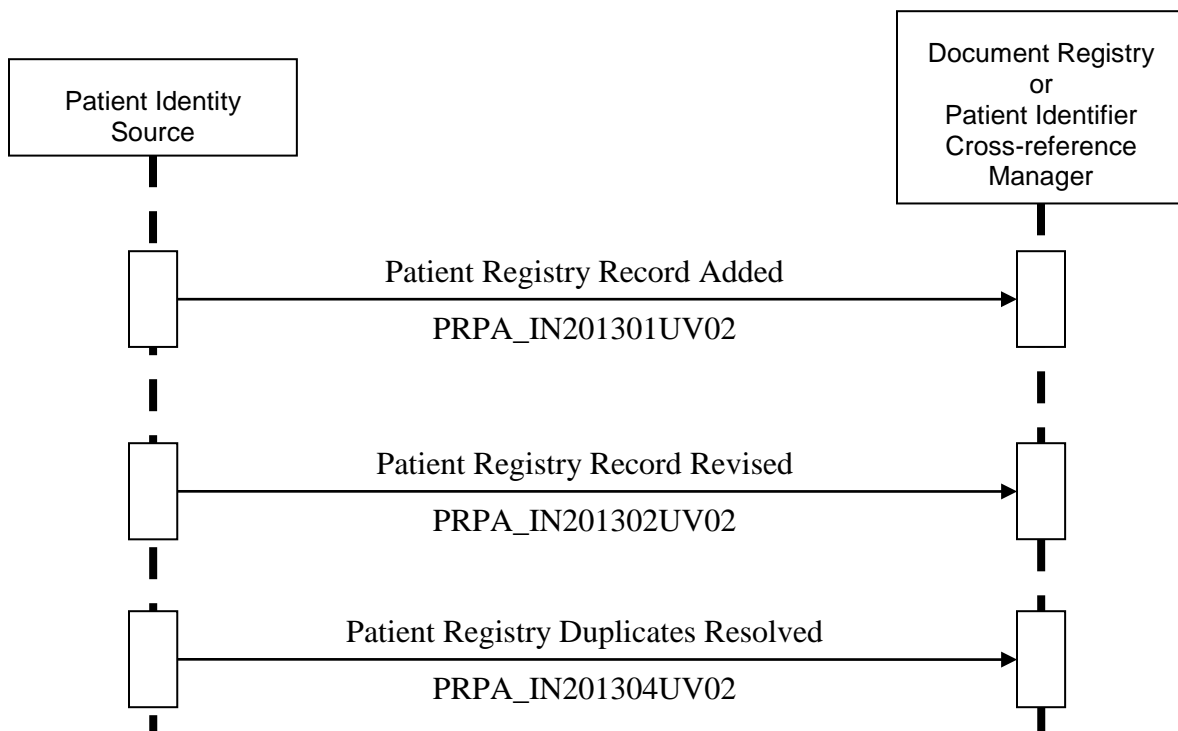
**Corresponding HL7 v3 Application Roles:**

Patient Registry Tracker (PRPA\_AR201302UV02)

**3.44.3 Referenced Standards**

5005 HL7 Version 3 Edition 2008 Patient Administration DSTU, Patient Topic (found at <http://www.hl7.org/memonly/downloads/v3edition.cfm#V32008>).

**3.44.4 Interaction Diagrams**



**Figure 3.44-1: Patient Identity Sequence**

5010 **3.44.4.1 Patient Identity Management – Add or Revise Patient Record**

**3.44.4.1.1 Trigger Events**

The following events from a Patient Identity Source will trigger one of the Add or Revise Patient Record messages:

**Patient Registry Record Added (PRPA\_TE201301UV02)**

5015 This trigger event signals that a new patient was added to a Patient Identity Source.

Changes to patient demographics (e.g., change in patient name, patient address, etc.) shall trigger the following Patient Registry Record Revised message:

**Patient Registry Record Revised (PRPA\_TE201302UV02)**

This trigger event signals that patient information was revised in a Patient Identity Source.

5020 The Patient Identifier Cross-reference Manager shall only perform cross-referencing logic on messages received from Patient Identity Source Actors. For a given Patient Identifier Domain there shall be one and only one Patient Identity Source Actor, but a given Patient Identity Source Actor may serve more than one Patient Identifier Domain.

**3.44.4.1.2 Message Semantics**

5025 The Patient Identity Feed transaction is carried out by the HL7 v3 Patient Activate (PRPA\_MT201301UV02) and Patient Revise (PRPA\_MT201302UV02) messages, as defined in the subsequent sections. The Patient Identity Source shall generate the message whenever a patient is registered or when some piece of patient demographic data changes. The components of the message listed below are required, and their detailed descriptions are provided in the following subsections.

5030 Each message shall be acknowledged by the HL7 v3 Accept Acknowledgement (MCCI\_MT000200UV01), which is described in ITI TF-2x: Appendix O.

The message information model in ITI TF-2b: 3.44.4.1.2.2 describes the relevant data elements for this transaction. Specific requirements for the particular actors are found in ITI TF-2b: 3.44.4.1.3 Expected Actions.

5035 **3.44.4.1.2.1 Major Components of the Patient Registry Record Added/Revised Messages**

**Patient**

5040 The *Patient* class is the entry point to the R-MIMs for the *Patient Activate* (PRPA\_RM201301UV02) and *Patient Revise* (PRPA\_RM201302UV02) models. The patient identifiers are captured using an Instance Identifier (II) data type. Please see ITI TF-2x: Appendix E for a detailed description about the use of the HL7 V3 II data type for patient identifiers.

5045 **Provider Organization**

The Patient class is scoped by the provider organization where this person is a patient. The HL7 definition of the CMET requires that the provider organization needs to be identified by an id attribute, and at least one of address, telecommunications address, or contact person to be present. The id attribute SHALL have only a root, expressed as an ISO OID.

5050 **Person**

The *Person* class contains identifying and demographic data elements for the focal person similar to those in the HL7 v2.x PID segment such as name, gender, date of birth, marital status and deceased indicator and time.

**Language Communication**

5055 Information about what language(s) should be used to communicate with the focal person can be sent in the *LanguageCommunication* class.

**PersonalRelationship**

This is used for sending information pertaining to the mother's maiden name.

**Citizen**

5060 Citizenship information for a person, including citizen identifier and effective time can be sent in the *Citizen* class. The nation that scopes the *Citizen* role, as identified by *Nation.code*, is mandatory.

**Other Identifiers**

5065 The *OtherIDs* class is used to capture other identifiers associated with the person such as a driver's license number or social security number. In this transaction the IDs assigned by the scoping provider organization are represented in the id attribute of the Patient class. All other IDs are represented in the OtherIDs class. For the purposes of interoperability where both HL7 V3 and HL7 v2.x based transactions are used, the following requirement is imposed on the OtherIDs.id attribute and on the scopingOrganization.id attribute:

5070           OtherIDs.id.root SHALL be identical to scopingOrganization.id.root  
              scopingOrganization.id.extension SHALL NOT have any value

Please see ITI TF-2x: E.2 for details on the use of the II data type for patient identifiers.

**3.44.4.1.2.2 Message Information Model of the Patient Registry Record Added/Revised Messages**

5075 Below is the Message Information Model for both the Patient Activate and Patient Revise messages, as restricted for this transaction. The purpose of the model is to describe the data elements relevant for this transaction. It is a strict common subset of the *Patient Activate (PRPA\_RM201301UV02)* and *Patient Revise (PRPA\_RM201302UV02)* RMIMs. While HL7 defines two models for the two messages, a single common subset is sufficient for the purposes  
5080 of this IHE transaction.

The base RMIMs can be found on the HL7 V3 2008 Edition CD at [Edition2008/domains/uvpa/editable/PRPA\\_RM201301UV.htm](#) and [Edition2008/domains/uvpa/editable/PRPA\\_RM201302UV.htm](#). The following restrictions are made on the original RMIMs to arrive at the restricted model:

- 5085        The focal entity choice is restricted to be only a person
- The relationship holder of the personal relationship is restricted to be a person (using CMET COCT\_MT030207UV)
- The provider organization which is scoping the patient role is required in both the Add and Revise messages (it is optional in the original Revise message definition).
- 5090        The following roles are omitted:
- asPatientOfOtherProvider
  - guarantor
  - guardian
  - contactParty
- 5095        asMember
- careGiver
  - asStudent
- The following participations are omitted:
- subjectOf (administrativeObservation)
- 5100        coveredPartyOf (coverage)

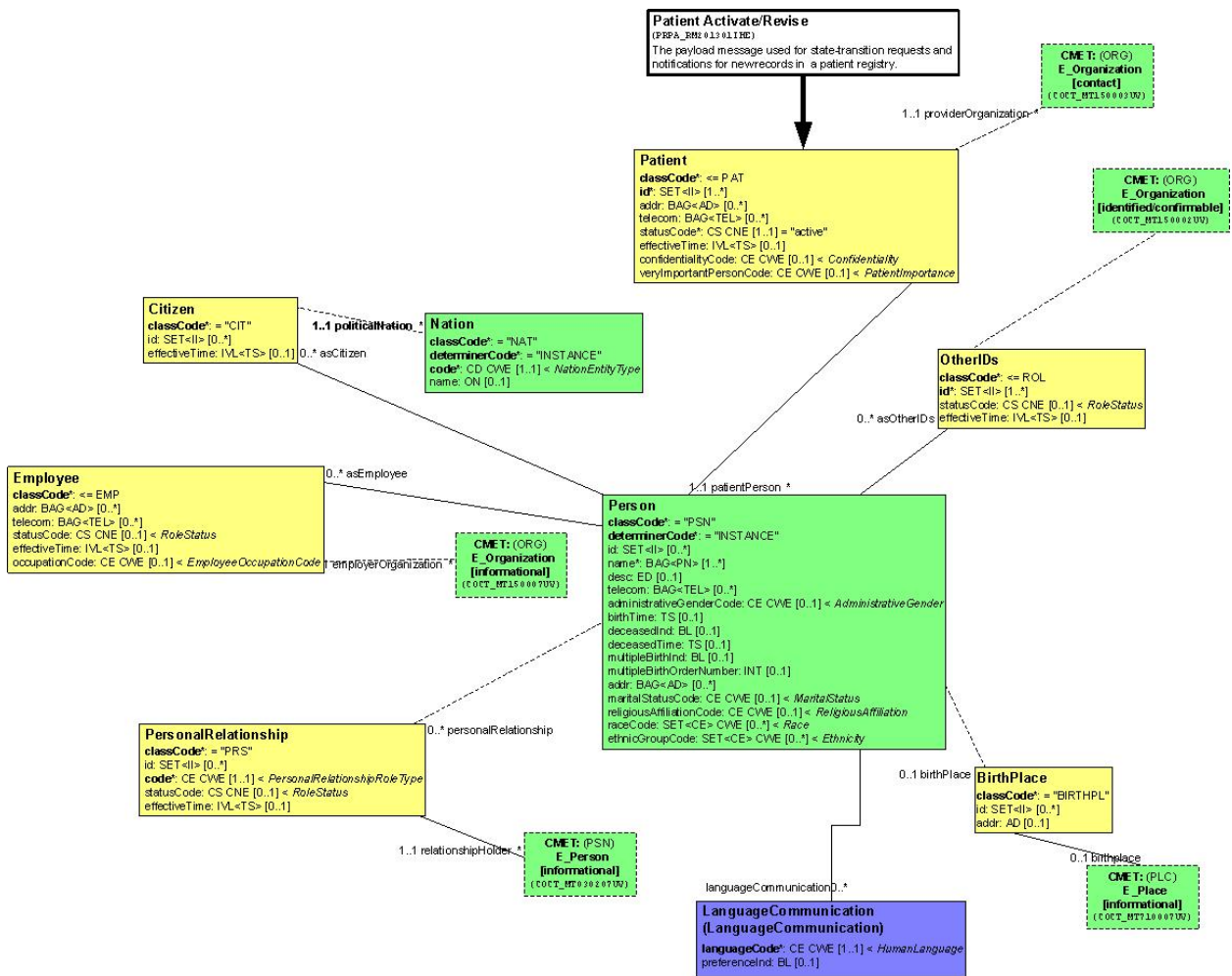


Figure 3.44.4.1.2-1: RMIM Diagram

5105 The attributes of this model are described in the following table. Note that CMETs are not discussed, as the HL7 definitions for them are being used.

Table 3.44.4.1.2-1: Model Attributes

PRPA_HD201301IHE Patient Activate/Revise	This HMD extract defines the message used to report that a new patient record was added, or a patient record was updated.  Derived from Figure 3.44.4.1.2-1 (PRPA_RM201301IHE)
<b>Patient</b>	The primary record for the focal person in a Patient Identity Source
classCode [1..1] (M) Patient (CS) {CNE:PAT}	Structural attribute; this is a "patient" role
id [1..*] (M) Patient (SET<II>)	Identifiers designated by this patient identity source for the focal person

<p><b>PRPA_HD201301IHE Patient Activate/Revise</b></p>	<p><b>This HMD extract defines the message used to report that a new patient record was added, or a patient record was updated.  Derived from Figure 3.44.4.1.2-1 (PRPA_RM201301IHE)</b></p>
<p>statusCode [1..1] Patient (CS) {CNE:active, fixed value= "active"}</p>	<p>A value specifying the state of this record in a patient registry (based on the RIM role class state-machine). This record is active.</p>
<p>confidentialityCode [0..*] Patient (SET&lt;CE&gt;) {CWE:Confidentiality}</p>	<p>Value(s) that control the disclosure of information about this living subject as a patient</p>
<p>veryImportantPersonCode [0..1] Patient (CE) {CWE:PatientImportance}</p>	<p>A code specifying the patient's special status granted by the scoper organization, often resulting in preferred treatment and special considerations. Examples include board member, diplomat.</p>
<p><b>Person</b></p>	<p>A subtype of LivingSubject representing a human being Either Person.name or Patient.id must be non-null</p>
<p>classCode [1..1] (M) Person (CS) {CNE:PSN, fixed value= "PSN"}</p>	<p>Structural attribute; this is a "person" entity</p>
<p>determinerCode [1..1] (M) Person (CS) {CNE:INSTANCE, fixed value= "INSTANCE"}</p>	<p>Structural attribute; this is a specific person</p>
<p>name [1..*] Person (BAG&lt;PN&gt;)</p>	<p>Name(s) for this person</p>
<p>telecom [0..*] Person (BAG&lt;TEL&gt;)</p>	<p>Telecommunication address(es) for communicating with this person</p>
<p>administrativeGenderCode [0..1] Person (CE) {CWE:AdministrativeGender}</p>	<p>A value representing the gender (sex) of this person. Note: this attribute does not include terms related to clinical gender which is a complex physiological, genetic and sociological concept that requires multiple observations in order to be comprehensively described.</p>
<p>birthTime [0..1] Person (TS)</p>	<p>The date and time this person was born</p>
<p>deceasedInd [0..1] Person (BL)</p>	<p>An indication that this person is dead</p>
<p>deceasedTime [0..1] Person (TS)</p>	<p>The date and time this person died</p>
<p>multipleBirthInd [0..1] Person (BL)</p>	<p>An indication that this person was part of a multiple birth</p>
<p>multipleBirthOrderNumber [0..1] Person (INT)</p>	<p>The order in which this person was born if part of a multiple birth</p>
<p>addr [0..*] Person (BAG&lt;AD&gt;)</p>	<p>Address(es) for corresponding with this person</p>
<p>maritalStatusCode [0..1] Person (CE) {CWE:MaritalStatus}</p>	<p>A value representing the domestic partnership status of this person</p>
<p>religiousAffiliationCode [0..1] Person (CE) {CWE:ReligiousAffiliation}</p>	<p>A value representing the primary religious preference of this person</p>
<p>raceCode [0..*]</p>	<p>A set of values representing the races of this person</p>



<b>PRPA_HD201301IHE Patient Activate/Revise</b>	<b>This HMD extract defines the message used to report that a new patient record was added, or a patient record was updated.  Derived from Figure 3.44.4.1.2-1 (PRPA_RM201301IHE)</b>
Person (SET<CE>) {CWE:Race}	
ethnicGroupCode [0..*] Person (SET<CE>) {CWE:Ethnicity}	A set of values representing the ethnic groups of this person
<b>OtherIDs</b>	Used to capture additional identifiers for the person such as a Drivers' license or Social Security Number. Please see notes above in the Major Components section on the use of OtherIDs.
classCode [1..1] (M) Role (CS) {CNE:ROL}	Structural attribute. This can be any specialization of "role" except for Citizen, or Employee.
id [1..*] (M) Role (SET<II>)	One or more identifiers issued to the focal person by the associated scopingOrganization (e.g., a Driver's License number issued by a DMV)
<b>PersonalRelationship</b>	A personal relationship between the focal living subject and another living subject
classCode [1..1] (M) Role (CS) {CNE:PRS, fixed value= "PRS"}	Structural attribute; this is a "personal relationship" role
id [0..*] <a href="#">Role (SET&lt;II&gt;)</a>	Identifier(s) for this personal relationship
code [1..1] (M) Role (CE) {CWE:PersonalRelationshipRoleType}	A required value specifying the type of personal relationship between the relationshipHolder and the scoping living subject drawn from the PersonalRelationshipRoleType domain, for example, spouse, parent, unrelated friend
statusCode [0..1] Role (CE) {CWE:RoleStatus}	A value specifying the state of this personal relationship (based on the RIM Role class state-machine), for example, following divorce a spouse relationship would be "terminated".
effectiveTime [0..1] Role (IVL<TS>)	An interval of time specifying the period during which this personal relationship is in effect, if such time is applicable and known.
<b>Citizen</b>	Used to capture person information relating to citizenship.
classCode [1..1] (M) Role (CS) {CNE:CIT, fixed value= "CIT"}	Structural attribute; this is a "citizen" role
id [0..*] Role (SET<II>)	Identifier(s) for the focal person as a citizen of a nation
effectiveTime [0..1] Employee (IVL<TS>)	An interval of time specifying the period during which this employment relationship is in effect, if such time limit is applicable and known.
<b>Nation</b>	A politically organized body of people bonded by territory and known as a nation.
classCode [1..1] (M) Organization (CS) {CNE:NAT, fixed value= "NAT"}	Structural attribute; this is a 'nation' type of entity
determinerCode [1..1] (M) Organization (CS) {CNE:INSTANCE, fixed value= "INSTANCE"}	Structural attribute; this is a specific entity

<p><b>PRPA_HD201301IHE</b> <b>Patient Activate/Revise</b></p>	<p><b>This HMD extract defines the message used to report that a new patient record was added, or a patient record was updated.</b> <b>Derived from Figure 3.44.4.1.2-1 (PRPA_RM201301IHE)</b></p>
<p>code [1..1] (M) Organization (CD) {CWE:NationEntityType}</p>	<p>A value that identifies a nation state</p>
<p>name [0..1] Organization (ON)</p>	<p>A non-unique textual identifier or moniker for this nation</p>
<p><b>Employee</b></p>	<p>A relationship of the focal person with an organization to receive wages or salary. The purpose of this class is to identify the type of relationship the employee has to the employer rather than the nature of the work actually performed. For example, it can be used to capture whether the person is a Military Veteran or not..</p>
<p>classCode [1..1] (M) Employee (CS) {CNE:EMP}</p>	<p>Structural attribute; this is an "employee" role</p>
<p>statusCode [0..1] Employee (CS) {CNE:RoleStatus}</p>	<p>A value specifying the state of this employment relationship (based on the RIM Role class state-machine), for example, active, suspended, terminated.</p>
<p>statusCode [0..1] Employee (CS) {CNE:RoleStatus}</p>	<p>A value specifying the state of this employment relationship (based on the RIM Role class state-machine), for example, active, suspended, terminated.</p>
<p>effectiveTime [0..1] Employee (IVL&lt;TS&gt;)</p>	<p>An interval of time specifying the period during which this employment relationship is in effect, if such time limit is applicable and known.</p>
<p>occupationCode [0..1] Employee (CE) {CWE:EmployeeOccupationCode}</p>	<p>A code qualifying the classification of kind-of-work based upon a recognized industry or jurisdictional standard. OccupationCode is used to convey the person's occupation as opposed to jobClassCode (not used in this transaction) which characterizes this particular job. For example, it can be used to capture whether the person is a Military Veteran or not.</p>
<p><b>BirthPlace</b></p>	<p>The birthplace of the focal living subject.</p>
<p>classCode [1..1] (M) Birthplace (CS) {CNE:BIRTHPL}</p>	<p>Structural attribute; this is a "birthplace" role.</p>
<p>id [0..*]</p>	<p>A living subject's birth place represented by a unique identifier.</p>
<p>addr [0..*] Patient (BAG&lt;AD&gt;)</p>	<p>A living subject's birth place represented as an address. Note: Either BirthPlace.addr or an associated Place.name must be valued.</p>
<p>classCode [1..1] (M) Birthplace (CS) {CNE:BIRTHPL}</p>	<p>Structural attribute; this is a "birthplace" role.</p>
<p><b>LanguageCommunication</b></p>	<p>A language communication capability of the focal person</p>
<p>languageCode [1..1] (M) LanguageCommunication (CE) {CWE:HumanLanguage}</p>	<p>A value representing a language for which the focal person has some level of proficiency for written or spoken communication. Examples: Spanish, Italian, German, English, American Sign</p>
<p>preferenceInd [0..1] LanguageCommunication (BL)</p>	<p>An indicator specifying whether or not this language is preferred by the focal person for the associated mode</p>

5110 **3.44.4.1.2.3 Control Act and Transmission Wrappers**

Please see ITI TF-2x: Appendix O for details on the IHE guidelines for implementing the wrappers. Table 3.44.4.1.2-2 contains the Transmission and Control Act wrappers used for the two interactions, and the associated constraints.

5115 **Table 3.44.4.1.2-2: Wrappers and Constraints**

Transmission Wrapper	Trigger Event Control Act Wrapper
MCCI_MT000100UV01 – Send Message Payload	MFMI_MT700701UV01 – Master File / Registry Notification Control Act, Role Subject
<p>The value of interactionId SHALL be set to PRPA_IN201301UV02 or PRPA_IN201302UV02</p> <p>The value of processingModeCode SHALL be set to T</p> <p>The acceptAckCode SHALL be set to AL</p> <p>There SHALL be only one receiver Device</p>	<p>The trigger event code in ControlActProcess.code SHALL be set to PRPA_TE201301UV02 or PRPA_TE201302UV02 respectively</p> <p>RegistrationEvent.statusCode SHALL be set to “active”</p> <p>There SHALL be no InReplacementOf act relationship for these interactions.</p>

The composite message schemas which describe the full payload of these interactions, including the wrappers, can be found online on the IHE FTP site, see ITI TF-2x: Appendix W (the HL7 V3 2008 Normative Edition schemas are at

5120 [Edition2008/processable/multicacheschemas/PRPA\\_IN201301UV02.xsd](#) and [Edition2008/processable/multicacheschemas/PRPA\\_IN201302UV02.xsd](#)).

**3.44.4.1.2.4 Web Services Types and Messages**

The Patient Registry Record Added/Revised messages will be transmitted using Web Services, according to the requirements specified in ITI TF-2x: Appendix V.

5125 The following WSDL naming conventions SHALL apply:

```

"add" message      -> "PRPA_IN201301UV02_Message"
"revise" message   -> "PRPA_IN201302UV02_Message"
acknowledgement    -> "MCCI_IN000002UV01_Message"

```

The following WSDL snippet describes the types for these messages:

```

5130  ...
      <types>
        <xsd:schema elementFormDefault="qualified" targetNamespace="urn:hl7-
org:v3"
xmlns:hl7="urn:hl7-org:v3">
5135 <!-- Include the message schema -->
      <xsd:import namespace="urn:hl7-org:v3"
schemaLocation=" ../schema/HL7V3/NE2008/multicacheschemas/PRPA_IN201301UV02.xs
d"/>
      <xsd:element name="PRPA_IN201301UV02"/>
5140 </xsd:schema>
      <xsd:schema elementFormDefault="qualified" targetNamespace="urn:hl7-org:v3"
xmlns:hl7="urn:hl7-org:v3">
      <!-- Include the message schema -->

```

---

```

5145 <xsd:import namespace="urn:hl7-org:v3"
schemaLocation="../../../schema/HL7V3/NE2008/multicacheschemas/PRPA_IN201302UV02.xsd"/>
<xsd:element name="PRPA_IN201302UV02"/>
</xsd:schema>
5150 <xsd:schema elementFormDefault="qualified" targetNamespace="urn:hl7-org:v3"
xmlns:hl7="urn:hl7-org:v3">
<!-- Include the message schema -->
<xsd:import namespace="urn:hl7-org:v3"
schemaLocation="../../../schema/HL7V3/NE2008/multicacheschemas/MCCI_IN000002UV01.xsd"/>
5155 <xsd:element name="MCCI_IN000002UV01"/>
</xsd:schema>
</types>
...

```

The messages are described by the following snippet:

```

5160 ...
<message name="PRPA_IN201301UV02_Message">
<part element="hl7:PRPA_IN201301UV02" name="Body"/>
</message>
<message name="PRPA_IN201302UV02_Message">
5165 <part element="hl7:PRPA_IN201302UV02" name="Body"/>
</message>
<message name="MCCI_IN000002UV01_Message">
<part element="hl7:MCCI_IN000002UV01" name="Body"/>
5170 </message>
...

```

The port types for the WSDL describing the Patient Identity Feed Service are described together with the expected actions of the actors which receive these messages in sections ITI TF-2b: 3.44.4.1.3 and TF-2b: 3.44.4.1.4.

### 3.44.4.1.3 Expected Actions – PIX Manager

5175 The Patient Identifier Cross-reference Manager shall be capable of accepting attributes specified in table 3.44.4.1.2-1 above. This is to ensure that the Patient Identifier Cross-reference Manager can handle a sufficient set of corroborating information in order to perform its cross-referencing function.

5180 The Patient Identifier Cross-reference Manager shall only recognize a single Patient Identity Source per domain.

The cross-referencing process (algorithm, human decisions, etc.) is performed within the Patient Identifier Cross-reference Manager, but its specification is beyond the scope of IHE.

5185 Once the Patient Identifier Cross-reference Manager has completed its cross-referencing function, it shall make the newly cross-referenced identifiers available to PIX queries and send out notification to any Patient Identifier Cross-reference Consumers that have been configured as being interested in receiving such notifications using the PIX Update Notification HL7 V3 transaction (see ITI TF-2b: 3.46 for the details of that transaction).

### 3.44.4.1.3.1 Web Services Port Type and Binding Definitions

**IHE-WSP201) The attribute /wsdl:definitions/@name SHALL be “PIXManager”.**

5190 The following WSDL naming conventions SHALL apply:

```

wsdl:definitions/@name="PIXManager":
  "add" message      -> "PRPA_IN201301UV02_Message"
  "revise" message   -> "PRPA_IN201302UV02_Message"
  acknowledgement    -> "MCCI_IN000002UV01_Message"
5195  portType          -> "PIXManager_PortType"
  add operation       -> "PIXManager_PRPA_IN201301UV02"
  revise operation    -> "PIXManager_PRPA_IN201302UV02"
  SOAP 1.2 binding    -> "PIXManager_Binding_Soap12"
5200  SOAP 1.2 port     -> "PIXManager_Port_Soap12"

```

The following WSDL snippets specify the Patient Identity Feed Port Type and Binding definitions, according to the requirements specified in ITI TF-2x: Appendix V.

#### 3.44.4.1.3.1.1 Port Type

```

5205  <portType name="PIXManager_PortType">
      <operation name="PIXManager_PRPA_IN201301UV02">
<input message="tns:PRPA_IN201301UV02_Message" wsaw:Action="urn:hl7-
org:v3:PRPA_IN201301UV02"/>
5210 <output message="tns:MCCI_IN000002UV01_Message" wsaw:Action="urn:hl7-
org:v3:MCCI_IN000002UV01"/>
</operation>
<operation name="PIXManager_PRPA_IN201302UV02">
<input message="tns:PRPA_IN201302UV02_Message" wsaw:Action="urn:hl7-
org:v3:PRPA_IN201302UV02"/>
5215 <output message="tns:MCCI_IN000002UV01_Message" wsaw:Action="urn:hl7-
org:v3:MCCI_IN000002UV01"/>
</operation>
      </portType>

```

#### 3.44.4.1.3.1.2 Bindings

```

5220 SOAP 1.2 binding:
...
  <binding name="PIXManager_Binding_Soap12" type="PIXManager_PortType">
    <wssoap12:binding style="document"
transport="http://schemas.xmlsoap.org/soap/http"/>
5225    <operation name="PIXManager_PRPA_IN201301UV02">
      <wssoap12:operation soapAction="urn:hl7-org:v3:PRPA_IN201301UV02"/>
      <input>
        <wssoap12:body use="literal"/>
      </input>
5230    <output>
      <wssoap12:body use="literal"/>
    </output>
    </operation>
    <operation name="PIXManager_PRPA_IN201302UV02">
5235    <wssoap12:operation soapAction="urn:hl7-org:v3:PRPA_IN201302UV02"/>

```

```

    <input>
      <soap12:body use="literal"/>
    </input>
    <output>
      <soap12:body use="literal"/>
    </output>
  </operation>
</binding>

```

...

5245 An informative WSDL for the PIX Manager implementing the PIXV3 profile is available online on the IHE FTP site, see ITI TF-2x: Appendix W.

### 3.44.4.1.3.2 Message Examples

Message examples can be found online on the IHE FTP site, see ITI TF-2x: Appendix W.

### 3.44.4.1.4 Expected Actions – Document Registry

5250 The Document Registry shall be capable of accepting attributes in the Patient Registry Record Added or Patient Registry Record Revised messages as specified in table 3.44.4.1.2-1. The Patient Identity Feed transaction contains more than what the XDS Document Registry needs for its operation.

5255 The Document Registry shall store only the patient identifiers of the patient identification domain designated by the Affinity Domain for document sharing in the registry. Patient identifiers of other patient identification domains, if present in a received message, shall be ignored.

#### 3.44.4.1.4.1 Web Services Port Type and Binding Definitions

**IHE-WSP201) The attribute /wsdl:definitions/@name SHALL be “DocumentRegistry”.**

5260 The following WSDL naming conventions SHALL apply:

```

wsdl:definitions/@name="DocumentRegistry":
"add" message      -> "PRPA_IN201301UV02_Message"
"revise" message   -> "PRPA_IN201302UV02_Message"
acknowledgement    -> "MCCI_IN000002UV01_Message"
portType           -> "DocumentRegistry_PortType"
add operation       -> "DocumentRegistry_PRPA_IN201301UV02"
revise operation    -> "DocumentRegistry_PRPA_IN201302UV02"
SOAP 1.2 binding   -> "DocumentRegistry_Binding_Soap12"
SOAP 1.2 port      -> "DocumentRegistry_Port_Soap12"

```

5270

The following WSDL snippets specify the Patient Identity Feed Port Type and Binding definitions, according to the requirements specified in ITI TF-2x: Appendix V.

#### 3.44.4.1.3.1.1 Port Type

5275

```

<portType name="DocumentRegistry_PortType">
  <operation name="DocumentRegistry_PRPA_IN201301UV02">

```

```

5280 <input message="tns:PRPA_IN201301UV02_Message" wsaw:Action="urn:hl7-
org:v3:PRPA_IN201301UV02"/>
<output message="tns:MCCI_IN000002UV01_Message" wsaw:Action="urn:hl7-
org:v3:MCCI_IN000002UV01"/>
</operation>
<operation name="DocumentRegistry_PRPA_IN201302UV02">
5285 <input message="tns:PRPA_IN201302UV02_Message" wsaw:Action="urn:hl7-
org:v3:PRPA_IN201302UV02"/>
<output message="tns:MCCI_IN000002UV01_Message" wsaw:Action="urn:hl7-
org:v3:MCCI_IN000002UV01"/>
</operation>
  </portType>

```

### 3.44.4.1.3.1.2 Bindings

```

5290 SOAP 1.2 binding:
...
  <binding name="DocumentRegistry_Binding_Soap12"
type="DocumentRegistry_PortType">
  <wssoap12:binding style="document"
5295 transport="http://schemas.xmlsoap.org/soap/http"/>
  <operation name="DocumentRegistry_PRPA_IN201301UV02">
<wssoap12:operation soapAction="urn:hl7-org:v3:PRPA_IN201301UV02"/>
  <input>
5300   <wssoap12:body use="literal"/>
  </input>
  <output>
    <wssoap12:body use="literal"/>
  </output>
</operation>
5305 <operation name="DocumentRegistry_PRPA_IN201302UV02">
  <wssoap12:operation soapAction="urn:hl7-org:v3:PRPA_IN201302UV02"/>
  <input>
    <wssoap12:body use="literal"/>
5310  </input>
  <output>
    <wssoap12:body use="literal"/>
  </output>
</operation>
  </binding>
5315 ...

```

An informative WSDL for the Document Registry implementing the XDS.b profile is available online on the IHE FTP site, see ITI TF-2x: Appendix W.

### 3.44.4.1.3.2 Message Examples

Message examples can be found online on the IHE FTP site, see ITI TF-2x: Appendix W.

5320 **3.44.4.2 Patient Identity Management – Patient Identity Merge**

**3.44.4.2.1 Trigger Events**

When two patients' records are found to identify the same patient by a Patient Identity Source in a Patient Identifier Domain, the Patient Identity Source shall indicate this information using the following trigger:

5325 **Patient Registry Duplicates Resolved (PRPA\_TE201304UV02)**

This trigger event signals that duplicate records were resolved in a patient registry.

A Patient Registry Duplicates Resolved message indicates that the Patient Identity Source has done a merge within a specific Patient Identification Domain. That is, the surviving identifier (patient ID) has subsumed a duplicate patient identifier.

5330 **3.44.4.2.2 Message Semantics**

The Patient Registry Duplicates Resolved interaction is carried out by the HL7 v3 Patient Demographics message (PRPA\_MT201303UV02). The message shall be generated by the system (Patient Identity Source) that performs the update whenever two patient records are found to reference the same person.

5335 The components of the HL7 Merge Patient message listed below are required, and the detailed description of the message is provided in Sections ITI TF-2b: 3.44.4.2.2.1 to 3.44.4.2.2.4.

Each message shall be acknowledged by the HL7 v3 Accept Acknowledgement (MCCI\_MT000200UV01), which is described in ITI TF-2x: Appendix O.

5340 When two Patient identifiers are to be merged, the subsumed identifier is referenced in the Registry Trigger Event Control Act Wrapper and the payload is sent for the surviving identifier. For example, if Patients A, B, and C are all to be merged into Patient B, then two messages are sent. In the first message Patient A's identifier is referenced in the Registry Trigger Event Control Act Wrapper via the *replacementOf* act relationship and Patient B's identifier is referenced in the *Patient* class of the payload. In the second message Patient C's identifier is referenced in the wrapper, and Patient B's identifier is, again, in the payload.

5345 The message information model in ITI TF-2b: 3.44.4.2.2.2 describes the relevant data elements for this transaction. Specific requirements for the particular actors are found in ITI TF-2b: 3.44.4.2.3 Expected Actions.

**3.44.4.2.2.1 Major Components of the Patient Registry Duplicates Resolved**

5350 **Patient**

The *Patient* class is the entry point to the R-MIM for the *Patient Demographics* (PRPA\_RM201303UV02) in the Patient Identity Source. The patient identifier is represented using an Instance Identifier (II) data type. Please see ITI TF-2x: Appendix E for a detailed description about the use of the HL7 V3 II data type for patient identifiers.

5355 **Provider Organization**



5360 The Patient class is scoped by the provider organization which is the assigning authority for the patient's identifier. For this message the provider organization class is optional. The HL7 definition of the CMET requires that the provider organization needs to be identified by an id attribute, and at least one of address, telecommunications address, or contact person to be present. The id attribute SHALL have only a root expressed as an ISO OID, and it shall match the root of the Patient.id attribute

### Person

The *Person* class contains the name for the focal person (similarly to the requirement for the HL7 v2.x PID segment).

### 5365 3.44.4.2.2.2 Message Information Model of the Patient Registry Duplicates Resolved Message

Below is the Message Information Model for the Duplicates Resolved message, as restricted for this transaction. The purpose of the model is to describe the data elements relevant for this transaction. It is a strict subset of the *Patient Demographics (PRPA\_RM201303UV02)* RMIM.

5370 The base RMIM can be found on the HL7 V3 2008 Edition CD at [Edition2008/domains/uvpa/editable/PRPA\\_RM201303UV.htm](http://www.hl7.org/standard/2008/09/uvpa/editable/PRPA_RM201303UV.htm). The following restrictions were made on the original RMIMs to arrive at the restricted model:

- The focal entity choice is restricted to be only a person
- All optional classes are removed
- 5375 • All optional attributes in the Patient and Person class are removed

5380 This restricted model makes clear the purpose of this message – it is to inform about the merge of identities in the Patient Identity Source. If there are any updates to the demographics of the patient in question, this information shall be relayed via a Patient Registry Record Revised message. This follows the semantics of the Patient Identity Feed transaction as defined in ITI TF-2a: 3.8, and is a restriction on the semantics of this message as defined by HL7 (where any demographics information can be updated with the Duplicates Resolved message).

The provider organization is also optionally available.

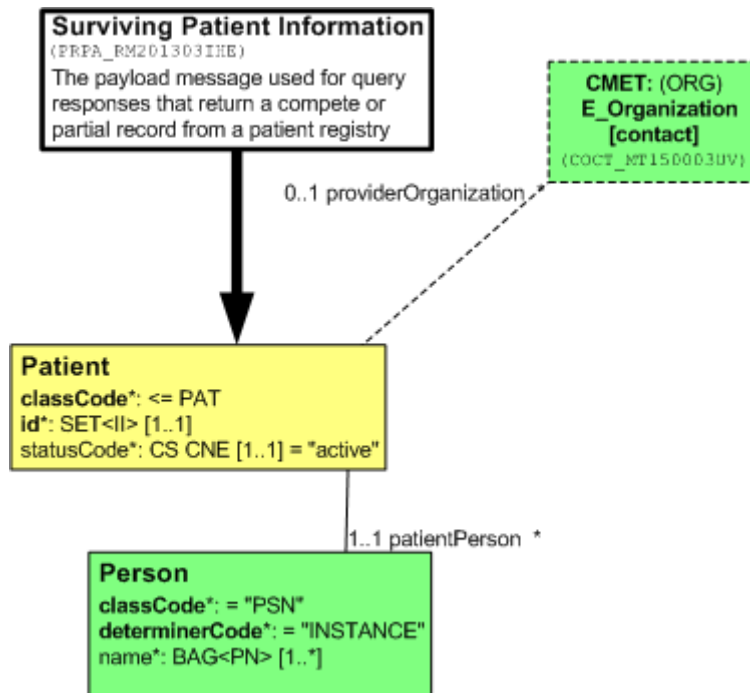


Figure 3.44.4.2.2-1: Message Information Model for Duplicates Resolved Message

5385

The attributes of this model are described in the following table.

Table 3.44.4.2.2-1: Model Attributes

PRPA_HD201303IHE Duplicates Resolved	This HMD extract defines the message used to report that two patient identifiers were merged (i.e., a duplicate was resolved). Derived from Figure 3.44.4.2.2-1 (PRPA_RM201303IHE)
<b>Patient</b>	The primary record for the focal person in a Patient Identity Source
classCode [1..1] (M) Patient (CS) {CNE:PAT}	Structural attribute; this is a "patient" role
id [1..*] (M) Patient (SET<II>)	Identifiers designated by various patient identity sources for the focal person
statusCode [1..1] Patient (CS) {CNE:active, fixed value= "active"}	A value specifying the state of this record in a patient registry (based on the RIM role class state-machine). This record is active.
<b>Person</b>	A subtype of LivingSubject representing a human being Both Person.name and Patient.id must be non-null
classCode [1..1] (M) Person (CS) {CNE:PSN, fixed value= "PSN"}	Structural attribute; this is a "person" entity
determinerCode [1..1] (M) Person (CS) {CNE:INSTANCE, fixed value= "INSTANCE"}	Structural attribute; this is a specific person

<b>PRPA_HD201303IHE Duplicates Resolved</b>	<b>This HMD extract defines the message used to report that two patient identifiers were merged (i.e., a duplicate was resolved).  Derived from Figure 3.44.4.2.2-1 (PRPA_RM201303IHE)</b>
name [1..*] Person (BAG<PN>)	Name(s) for this person

### 3.44.4.2.2.3 Control Act and Transmission Wrappers

5390 Please see ITI TF-2x: Appendix O for details on the IHE guidelines for implementing the wrappers. Table 3.44.4.1.2-2 contains the Transmission and Control Act wrappers used for this interaction, and the associated constraints.

**Table 3.44.4.2.2-3: Wrappers and Constraints**

Transmission Wrapper	Trigger Event Control Act Wrapper
MCCI_MT000100UV01 – Send Message Payload	MFMI_MT700701UV01 – Master File / Registry Notification Control Act, Role Subject
The value of interactionId SHALL be set to PRPA_IN201304UV02 The value of processingModeCode SHALL be set to T The acceptAckCode SHALL be set to AL There SHALL be only one receiver Device	The trigger event code in ControlActProcess.code SHALL be set to PRPA_TE201304UV02 RegistrationEvent.statusCode SHALL be set to “active” There SHALL be an InReplacementOf act relationship The value of PriorRegistration.statusCode SHALL be “obsolete” There SHALL be a PriorRegisteredRole role There SHALL be a single PriorRegisteredRole.id attribute, representing the subsumed patient identifier.

5395

The composite message schemas which describe the full payload of this interaction, including the wrappers, can be found online on the IHE FTP site, see ITI TF-2x: Appendix W (the schemas from the HL7 V3 2008 Normative Edition can be found at [http://www.ihe.org/HL7V3/2008NormativeEdition/processable/multicacheschemas/PRPA\\_IN201304UV02.xsd](http://www.ihe.org/HL7V3/2008NormativeEdition/processable/multicacheschemas/PRPA_IN201304UV02.xsd)).

### 5400 3.44.4.2.2.4 Web Services Types and Messages

The Patient Registry Resolve Duplicates message will be transmitted using Web Services, according to the requirements specified in ITI TF-2x: Appendix V.

The following WSDL naming conventions SHALL apply:

```

"resolve duplicates" message -> "PRPA_IN201304UV02_Message"
Acknowledgement              -> "MCCI_IN000002UV01_Message"
    
```

5405

The following WSDL snippet describes the types for these messages:

```

...
5410 <types>
      <xsd:schema elementFormDefault="qualified" targetNamespace="urn:hl7-
org:v3"
xmlns:hl7="urn:hl7-org:v3">
<!-- Include the message schema -->
<xsd:import namespace="urn:hl7-org:v3"
5415 schemaLocation="../../schema/HL7V3/NE2008/multicacheschemas/PRPA_IN201304UV02.xsd"/>
<xsd:element name="PRPA_IN201304UV02"/>
</xsd:schema>
<xsd:schema elementFormDefault="qualified" targetNamespace="urn:hl7-org:v3"
xmlns:hl7="urn:hl7-org:v3">
5420 <!-- Include the message schema -->
<xsd:import namespace="urn:hl7-org:v3"
schemaLocation="../../schema/HL7V3/NE2008/multicacheschemas/MCCI_IN000002UV01.xsd"/>
<xsd:element name="MCCI_IN000002UV01"/>
5425 </xsd:schema>
      </types>
...

```

The messages are described by the following snippet:

```

5430 <message name="PRPA_IN201304UV02_Message">
<part element="hl7:PRPA_IN201304UV02" name="Body"/>
</message>
<message name="MCCI_IN000002UV01_Message">
5435 <part element="hl7:MCCI_IN000002UV01" name="Body"/>
</message>
...

```

The port types for the WSDL describing the Resolved Duplicates Service are described together with the expected actions of the actors which receive these messages in ITI TF-2b: 3.44.4.2.3 and 3.44.4.2.4.

#### 5440 **3.44.4.2.3 Expected Actions – PIX Manager**

The Patient Identifier Cross-reference Manager shall be capable of accepting attributes in the Resolve Duplicates message as specified in table 3.44.4.2.2-1.

The Patient Identifier Cross-reference Manager shall perform the Expected Actions similar to the ones specified in ITI TF-2a: 3.8.4.2.3. The particular behavior is described below.

5445 When the Patient Identifier Cross-reference Manager receives the Resolve Duplicates message type of the Patient Identity Feed transaction, it shall cross-reference the patient identifiers provided in the wrapper and the payload of the message by replacing any references it is maintaining internally to the patient ID provided in the wrapper by the patient ID included in the payload. After the identifier references are replaced, the Patient Identifier Cross-reference  
5450 Manager shall reapply its internal cross-referencing logic/ policies before providing the updated information via either the PIX Query or PIX Notification Transactions.

### 3.44.4.2.3.1 Web Services Port Type and Binding Definitions

**IHE-WSP201) The attribute /wsdl:definitions/@name SHALL be “PIXManager”.**

The following WSDL naming conventions SHALL apply:

```

5455 wsdl:definitions/@name="PIXManager":
      "merge" message -> "PRPA_IN201304UV02_Message"
      acknowledgement -> "MCCI_IN000002UV01_Message"
      portType -> "PIXManager_PortType"
5460 merge operation -> "PIXManager_PRPA_IN201304UV02"
      SOAP 1.2 binding -> "PIXManager_Binding_Soap12"
      SOAP 1.2 port -> "PIXManager_Port_Soap12"

```

The following WSDL snippets specify the Patient Identity Feed Port Type and Binding definitions, according to the requirements specified in ITI TF-2x: Appendix V.

#### 5465 3.44.4.2.3.1.1 Port Type

```

      <portType name="PIXManager_PortType">
        <operation name="PIXManager_PRPA_IN201304UV02">
5470 <input message="tns:PRPA_IN201304UV02_Message" wsaw:Action="urn:hl7-
      org:v3:PRPA_IN201304UV02" />
      <output message="tns:MCCI_IN000002UV01_Message" wsaw:Action="urn:hl7-
      org:v3:MCCI_IN000002UV01" />
      </operation>
      </portType>

```

#### 5475 3.44.4.2.3.1.2 Bindings

SOAP 1.2 binding:

```

...
      <binding name="PIXManager_Binding_Soap12" type="PIXManager_PortType">
        <wssoap12:binding style="document"
5480 transport="http://schemas.xmlsoap.org/soap/http" />
        <operation name="PIXManager_PRPA_IN201304UV02">
          <wssoap12:operation soapAction="urn:hl7-org:v3:PRPA_IN201304UV02" />
          <input>
5485 <wssoap12:body use="literal" />
          </input>
          <output>
          <wssoap12:body use="literal" />
          </output>
          </operation>
5490 </binding>
...

```

An informative WSDL for the PIX Manager implementing the PIXV3 profile is available online on the IHE FTP site, see ITI TF-2x: Appendix W.

#### 5495 3.44.4.2.3.2 Message Examples

Message examples can be found online on the IHE FTP site, see ITI TF-2x: Appendix W.

#### 3.44.4.2.4 Expected Actions – Document Registry

5500 The Document Registry shall be capable of accepting attributes in the Resolve Duplicates message as specified in table 3.44.4.2.2.2-1. Other attributes may exist, but the Document Registry shall ignore them.

The Document Registry shall perform the Expected Actions similar to the ones specified in ITI TF-2a: 3.8.4.2.4. The particular behavior is described below.

5505 When the Document Registry receives the Resolve Duplicates message of the Patient Identity Feed transaction, it shall merge the patient identity specified in the PriorRegistrationRole.id attribute of the Control-Act wrapper (subsumed patient identifier) into the patient identity specified in Patient.id attribute of the message payload (surviving patient identifier) in its registry. After the merge, all Document Submission Sets (including all Documents and Folders beneath them) under the secondary patient identity before the merge shall point to the primary patient identity. The secondary patient identity shall no longer be referenced in the future services provided by the Document Registry.

5510 Changes resulting from a Resolve Duplicates message are not reversible. No un-resolve message is supported by this transaction.

5515 See ITI TF-2a: 3.18.4.1.2.3.8.1 of the Technical Framework for details of how this message type affects results of a Stored Query transaction and the end of ITI TF-2a: 3.14.4.1.2.12 to see how it affects the Register transaction.

A Resolve Duplicates message contains two attributes of interest:

- PriorRegistrationRole.id – subsumed patient identifier: the patient identifier which is to become obsolete
- Patient.id – surviving patient identifier: the patient identifier which is to remain active.

5520 After a duplicate resolution, the Patient.id attribute represents all records formerly represented by either the Patient.id attribute or the PriorRegistrationRole.id attribute. All other attributes may be ignored.

The following conditions shall be detected by the Document Registry. Messages containing these conditions shall not update the state of the Document Registry.

- 5525
- The subsumed patient identifier is not issued by the correct Assigning Authority according to the Affinity Domain configuration.
  - The surviving patient identifier is not issued by the correct Assigning Authority according to the Affinity Domain configuration.
  - The subsumed and surviving patient identifiers are the same.
- 5530
- The subsumed patient identifier has already been subsumed by an earlier message.
  - The surviving patient identifier has already been subsumed by an earlier message.
  - The subsumed patient identifier does not convey a currently active patient identifier known to the Document Registry.

5535 If none of the above conditions occur then the Document Registry shall perform the following duties:

1. Records the merge. Only the subsumed and surviving patient identifiers need be remembered. A patient identifier merge affects the processing of future Register Document Set [ITI-14] transactions. See ITI TF-2a: 3.14.4.1.2.12 XDS Registry Adaptor for details.
- 5540 2. Multiple merge transactions can form a recorded merge chain, where the Subsumed identifier of the current merge is the Surviving identifier of a previous merge.
3. Register Document Set transactions referencing a subsumed identifier are rejected with an XDSUnknownPatientId error.
4. Stored Query transactions referencing a subsumed identifier return no content.
- 5545 5. Stored Query transactions referencing a surviving identifier successfully match the entire recorded merge chain and return appropriate metadata.
6. No change in the Registry Query transaction.

5550 Note: This transaction does not specify how the merge is to be implemented. It may or may not change the stored form of the metadata. It only specifies the observable results from the perspective of the Registry Stored Query transaction [ITI-18] and the Register Document Set-b transaction [ITI-42].

#### 3.44.4.2.4.1 Web Services Port Type and Binding Definitions

**IHE-WSP201) The attribute /wsdl:definitions/@name SHALL be “DocumentRegistry”.**

The following WSDL naming conventions SHALL apply:

```

5555 wsdl:definitions/@name="DocumentRegistry":
    "resolve duplicates" message -> "PRPA_IN201304UV02_Message"
    acknowledgement             -> "MCCI_IN000002UV01_Message"
    portType                     -> "DocumentRegistry_PortType"
    resolve duplicates operation -> "DocumentRegistry_PRPA_IN201304UV02"
5560 SOAP 1.2 binding            -> "DocumentRegistry_Binding_Soap12"
    SOAP 1.2 port                -> "DocumentRegistry_Port_Soap12"

```

The following WSDL snippets specify the Patient Identity Feed Port Type and Binding definitions, according to the requirements specified in ITI TF-2x: Appendix V.

##### 3.44.4.2.4.1.1 Port Type

```

5565 <portType name="DocumentRegistry_PortType">
    <operation name="DocumentRegistry_PRPA_IN201304UV02">
5570 <input message="tns:PRPA_IN201304UV02_Message" wsaw:Action="urn:h17-
    org:v3:PRPA_IN201304UV02"/>
    <output message="tns:MCCI_IN000002UV01_Message" wsaw:Action="urn:h17-
    org:v3:MCCI_IN000002UV01"/>
    </operation>
    </portType>

```

### 3.44.4.2.4.1.2 Bindings

5575 SOAP 1.2 binding:

```
...  
<binding name="DocumentRegistry_Binding_Soap12"  
type="DocumentRegistry_PortType">  
  <wssoap12:binding style="document"  
5580 transport="http://schemas.xmlsoap.org/soap/http"/>  
    <operation name="DocumentRegistry_PRPA_IN201304UV02">  
<wssoap12:operation soapAction="urn:hl7-org:v3:PRPA_IN201304UV02"/>  
      <input>  
        <wssoap12:body use="literal"/>  
5585      </input>  
      <output>  
        <wssoap12:body use="literal"/>  
      </output>  
    </operation>  
5590 </binding>  
...
```

An informative WSDL for the Document Registry implementing the XDS.b profile is available online on the IHE FTP site, see ITI TF-2x: Appendix W.

### 5595 3.44.4.2.4.2 Message Examples

Message examples can be found online on the IHE FTP site, see ITI TF-2x: Appendix W.

### 3.44.5 Security Requirements

5600 This transaction is generally used in profiles that require actors to be grouped with a Secure Node as defined in the IHE Audit Trail and Node Authentication Integration profile. This use of the ATNA profile in an XDS Affinity Domain does not require a centralized XDS Affinity Domain Audit Record Repository.

The use of ATNA along with XDS does require that each member of the XDS Affinity Domain have audit and security mechanisms in place. See ITI TF-1: Appendix G and ITI-TF-2x: Appendix K.

5605 The individual actors involved are often members of different secure domains. The data transfers between different secure domains need different protection than transfers within a secure domain and shall be encrypted with TLS authentication of both hosts.

5610 Transfers within a single secure domain may choose to omit encryption if it is unnecessary, so it is recommended that the online transfer security mechanisms be configurable. Certificate management and exchange is defined as part of the XDS Affinity Domain business relationships and no IHE Integration Profile is specified at this time, see ITI TF-1: Appendix L.

Each transaction will result in audit records describing the transaction. Each secure domain has its own audit server to capture the records for the actors that are within that domain. Access to audit records by other enterprises within the XDS Affinity Domain is managed and controlled by



5615 the business relationship terms of the XDS Affinity Domain. There is no automatic IHE transaction for such access.

### 3.44.5.1 Security Audit Record

5620 When grouped with ATNA Secure Node or Secure Application actors, this transaction is to be audited as “Patient Record” event, as defined in ITI TF-2a: Table 3.20.6-1. The following tables show items that are required to be part of the audit record for this transaction.

Logically, a merge operation consists of a delete on one patient record, and an update of another patient record. Separate audit records shall be written for the delete operation and the update operation.

#### 3.44.5.1.1 Patient Identity Source audit message

	Field Name	Opt	Value Constraints
<b>Event</b> AuditMessage/ EventIdentification	EventID	M	EV(110110, DCM, “Patient Record”)
	EventActionCode	M	“C” (create) , “U” (update), or “D” (delete) as appropriate
	EventDateTime	M	not specialized
	EventOutcomeIndicator	M	not specialized
	EventTypeCode	M	EV(“ITI-44”, “IHE Transactions”, “Patient Identity Feed”)
Source (Patient Identity Source Actor) (1)			
Human Requestor (0..n)			
Destination (Patient Identifier Cross-reference Manager or Document Registry) (1)			
Audit Source (Patient Identity Source Actor) (1)			
Patient (1)			

5625 Where:

<b>Source</b> AuditMessage/ ActiveParticipant	UserID	M	the content of the <wsa:ReplyTo/> element
	AlternativeUserID	M	the process ID as used within the local operating system in the local system logs.
	UserName	U	not specialized
	UserIsRequestor	M	not specialized
	RoleIDCode	M	EV(110153, DCM, “Source”)
	NetworkAccessPointTypeCode	M	“1” for machine (DNS) name, “2” for IP address
	NetworkAccessPointID	M	the machine name or IP address, as specified in RFC 3881.
<b>Human Requestor (if known)</b> AuditMessage/ ActiveParticipant	UserID	M	identity of the human that initiated the transaction.
	AlternativeUserID	U	not specialized
	UserName	U	not specialized
	UserIsRequestor	M	not specialized
	RoleIDCode	U	Access Control role(s) the user holds that allows this transaction.
	NetworkAccessPointTypeCode	NA	
	NetworkAccessPointID	NA	

<b>Destination</b>	UserID	M	SOAP endpoint URI.
--------------------	--------	---	--------------------

	<i>AlternativeUserID</i>	<i>U</i>	<i>not specialized</i>
	<i>UserName</i>	<i>U</i>	<i>not specialized</i>
	UserIsRequestor	<i>M</i>	<i>not specialized</i>
	RoleIDCode	<i>M</i>	EV(110152, DCM, "Destination")
	NetworkAccessPointTypeCode	<i>M</i>	"1" for machine (DNS) name, "2" for IP address
	NetworkAccessPointID	<i>M</i>	the machine name or IP address, as specified in RFC 3881.

<b>Audit Source</b> AuditMessage/ AuditSourceIdentification	<i>AuditSourceID</i>	<i>U</i>	<i>not specialized.</i>
	<i>AuditEnterpriseSiteID</i>	<i>U</i>	<i>not specialized</i>
	<i>AuditSourceTypeCode</i>	<i>U</i>	<i>not specialized</i>

<b>Patient</b> (AuditMessage/ ParticipantObjectIdentifi- cation)	ParticipantObjectTypeCode	<i>M</i>	"1" (person)
	ParticipantObjectTypeCodeRole	<i>M</i>	"1" (patient)
	<i>ParticipantObjectDataLifeCycle</i>	<i>U</i>	<i>not specialized</i>
	ParticipantObjectIDTypeCode	<i>M</i>	EV(2, RFC-3881, "Patient Number")
	<i>ParticipantObjectSensitivity</i>	<i>U</i>	<i>not specialized</i>
	ParticipantObjectID	<i>M</i>	the patient ID in HL7 CX format (see ITI TF-2x: appendix E)
	<i>ParticipantObjectName</i>	<i>U</i>	<i>not specialized</i>
	<i>ParticipantObjectQuery</i>	<i>U</i>	<i>not specialized</i>
	<i>ParticipantObjectDetail</i>	<i>M</i>	Type=II (the literal string), Value=the value of message.id

5630

### 3.44.5.1.2 Patient Identifier Cross-reference Manager audit message

	Field Name	Opt	Value Constraints
<b>Event</b> AuditMessage/ EventIdentification	EventID	<i>M</i>	EV(110110, DCM, "Patient Record")
	EventActionCode	<i>M</i>	"C" (create) , "U" (update), or "D" (delete) as appropriate
	<i>EventDateTime</i>	<i>M</i>	<i>not specialized</i>
	<i>EventOutcomeIndicator</i>	<i>M</i>	<i>not specialized</i>
	EventTypeCode	<i>M</i>	EV("ITI-44", "IHE Transactions", "Patient Identity Feed")
Source (Patient Identity Source Actor) (1)			
Destination (Patient Identifier Cross-reference Manager or Document Registry) (1)			
Audit Source (Patient Identifier Cross-reference Manager or Document Registry) (1)			
Patient(1)			

Where:

<b>Source</b> AuditMessage/ ActiveParticipant	UserID	<i>M</i>	the content of the <wsa:ReplyTo/> element
	<i>AlternativeUserID</i>	<i>U</i>	<i>not specialized</i>
	<i>UserName</i>	<i>U</i>	<i>not specialized</i>
	UserIsRequestor	<i>M</i>	<i>not specialized</i>
	RoleIDCode	<i>M</i>	EV(110153, DCM, "Source")
	NetworkAccessPointTypeCode	<i>M</i>	"1" for machine (DNS) name, "2" for IP address
	NetworkAccessPointID	<i>M</i>	the machine name or IP address, as specified in RFC 3881.

<b>Destination</b>	UserID	<i>M</i>	SOAP endpoint URI
--------------------	--------	----------	-------------------

	AlternativeUserID	M	the process ID as used within the local operating system in the local system logs.
	<i>UserName</i>	<i>U</i>	<i>not specialized</i>
	UserIsRequestor	M	“false”
	RoleIDCode	M	EV(110152, DCM, “Destination”)
	NetworkAccessPointTypeCode	M	“1” for machine (DNS) name, “2” for IP address
	NetworkAccessPointID	M	the machine name or IP address, as specified in RFC 3881.

<b>Audit Source</b> <i>AuditMessage/ AuditSourceIdentification</i>	<i>AuditSourceID</i>	<i>U</i>	<i>not specialized.</i>
	<i>AuditEnterpriseSiteID</i>	<i>U</i>	<i>not specialized</i>
	<i>AuditSourceTypeCode</i>	<i>U</i>	<i>not specialized</i>

<b>Patient</b> <i>(AuditMessage/ ParticipantObjectIdentification)</i>	ParticipantObjectTypeCode	M	“1” (person)
	ParticipantObjectTypeCodeRole	M	“1” (patient)
	<i>ParticipantObjectDataLifeCycle</i>	<i>U</i>	<i>not specialized</i>
	ParticipantObjectIDTypeCode	M	EV(2, RFC-3881, “Patient Number”)
	<i>ParticipantObjectSensitivity</i>	<i>U</i>	<i>not specialized</i>
	ParticipantObjectID	M	the patient ID in HL7 CX format (see ITI TF-2x: appendix E).
	<i>ParticipantObjectName</i>	<i>U</i>	<i>not specialized</i>
	<i>ParticipantObjectQuery</i>	<i>U</i>	<i>not specialized</i>
	<i>ParticipantObjectDetail</i>	M	Type=II (the literal string), Value=the value of message.id

5635

### 3.44.5.1.3 Document Registry audit message

Document Registry audit message are the same as Patient Identifier Cross-reference Manager audit message as presented in section ITI TF-2b: 3.44.5.1.2

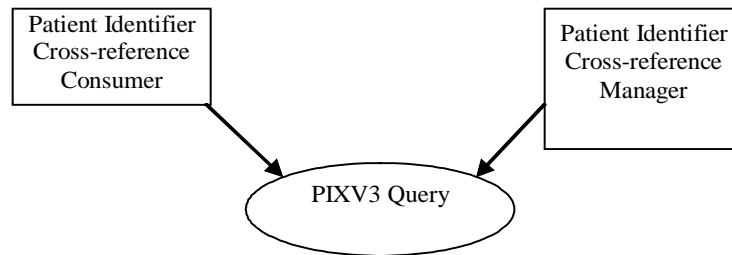
## 3.45 PIXV3 Query

5640 This section corresponds to Transaction ITI-45 of the IHE IT Infrastructure Technical Framework. Transaction ITI-45 is used by the Patient Identifier Cross-reference Consumer and Patient Identifier Cross-reference Manager actors.

### 3.45.1 Scope

The scope is identical to ITI TF-2a: 3.9.1, PIX Query Scope.

5645 **3.45.2 Use Case Roles**



**Actor:** Patient Identifier Cross-reference Consumer

**Role:** Queries the Patient Identifier Cross-reference Manager for a list of corresponding patient identifiers, if any

5650 **Corresponding HL7 v3 Application Roles:**

*Patient Registry Query Placer (PRPA\_AR201303UV02)*

**Actor:** Patient Identifier Cross-reference Manager

**Role:** Manages the cross-referencing of patient identifiers across Patient Identification Domains. Upon request it returns a list of corresponding patient identifiers, if any.

5655 **Corresponding HL7 v3 Application Roles:**

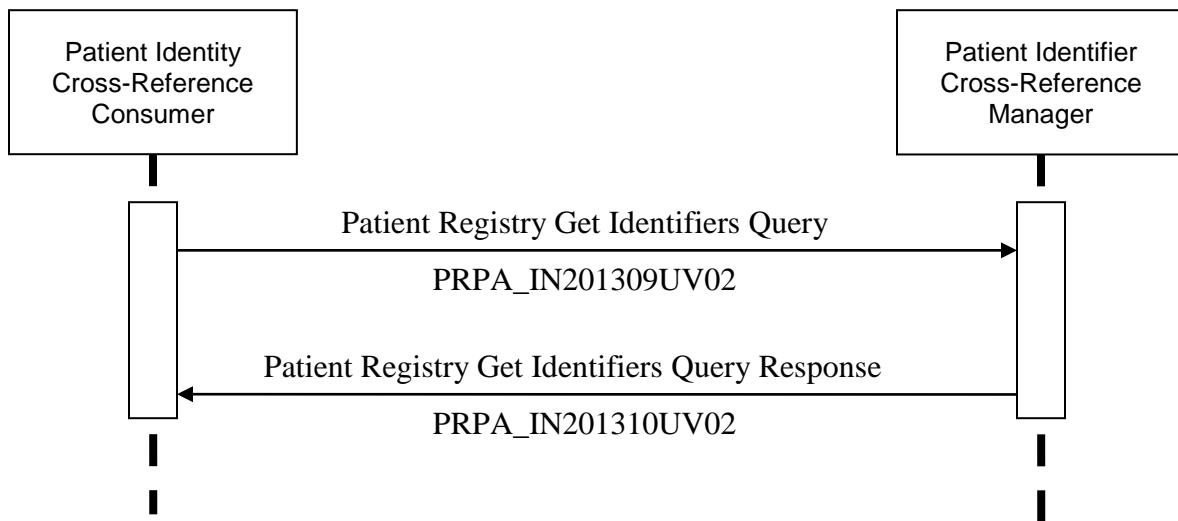
*Patient Registry Query Fulfiller (PRPA\_AR201304UV02)*

**3.45.3 Referenced Standards**

HL7 Version 3 Edition 2008 Patient Administration DSTU, Patient Topic (found at <http://www.hl7.org/memonly/downloads/v3edition.cfm#V32008>)

5660 Implementers of this transaction shall comply with all requirements described in ITI TF-2x: Appendix V Web Services for IHE Transactions.

### 3.45.4 Interaction Diagrams



**3.9B-1: Get Corresponding Identifiers Sequence**

#### 5665 3.45.4.1 Get Corresponding Identifiers

##### 3.45.4.1.1 Trigger Events

A Patient Identifier Cross-reference Consumer’s need to get the patient identifier associated with a domain for which it needs patient related information will trigger the request for corresponding patient identifiers message based on the following HL7 trigger event:

#### 5670 Patient Registry Get Identifiers Query (PRPA\_TE201309UV02)

This query requests all other identifiers associated with a particular person identifier.

##### 3.45.4.1.2 Message Semantics

5675 The Get Corresponding Identifiers transaction is initiated by the HL7 Patient Registry Query by Identifier (PRPA\_MT201307UV02) message. The Patient Identifier Cross-reference Consumer shall generate the query message whenever it needs to obtain corresponding patient identifier(s) from other Patient Identification Domain(s). The components of the message listed below are required, and their detailed descriptions are provided in the following subsections.

5680 The receiver shall respond to the query by sending the Patient Identifiers message (PRPA\_MT201304UV02), which uses the Application Level Acknowledgement transmission wrapper. This satisfies the requirements of original mode acknowledgment; no intermediate Accept Acknowledgement message is to be sent. All appropriate identifiers shall be returned in a single response; therefore no continuation queries are allowed in this transaction.

#### 3.45.4.1.2.1 Major Components of the Patient Registry Query by Identifier

##### PatientIdentifier Parameter

5685 This required parameter specifies the identifier associated with the person whose information is being queried. For this parameter item, a single patient identifier is specified in the PatientIdentifier.value attribute. Please see Appendix E for the use of the II data type for patient identifiers.

#### **DataSource Parameter**

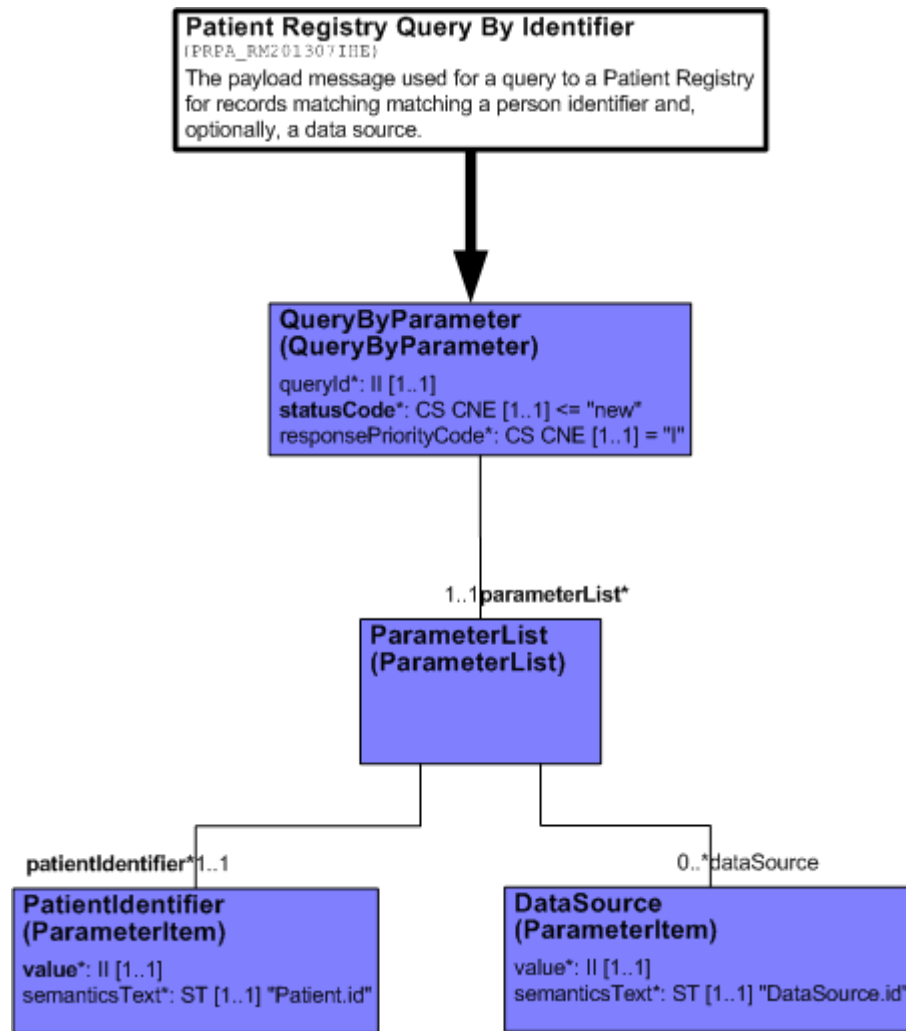
5690 This optional parameter specifies the assigning authority/authorities of the Patient Identity Domain(s) whose identifiers need to be returned. If no such parameter is supplied, the PIX Manager is required to return the identifiers from all known Patient Identity Domains.

#### **3.45.4.1.2.2 Message Information Model of the Patient Registry Query by Identifier Message**

5695 Below is the Message Information Model for the Query by Identifier message, as restricted for this transaction. The purpose of the model is to describe the data elements relevant for this transaction. It is a strict subset of the *Patient Registry Query by Identifier (PRPA\_RM201307UV02) RMIM*.

5700 The base RMIM can be found on the HL7 V3 2008 Edition CD at [Edition2008/domains/uvpa/editable/PRPA\\_RM201307UV.htm](http://www.hl7.org/standard/2008/editions/2008/08/01/20080801-domains/uvpa/editable/PRPA_RM201307UV.htm). The following restrictions were made on the original RMIMs to arrive at the restricted model:

- Exactly one PatientIdentifier parameter SHALL be present
- Exactly one PatientIdentifier.value attribute SHALL be present
- If one or more DataSource parameters are present, each SHALL contain exactly one DataSource.value parameter
- The optional attributes ParameterList.id, QueryByParameter responseElementGroupId, QueryByParameter.modifyCode, and QueryByParameter.executionAndDeliveryTime were removed from the model
- QueryByParameter.responsePriorityCode is required and is fixed to I (Immediate)
- QueryByParameter.statusCode is defaulted to "new".



**Figure 3.45.4.1.2-1: Message Information Model for the Query by Identifier message**

The attributes of this model are described in the following table.

5715

**Table 3.45.4.1.2-2: Model Attributes**

<b>PRPA_HD201307IHE Patient Registry Query by Identifier</b>	<b>This HMD extract defines the message used to query a patient registry for a list of identifiers. Derived from Figure 3.45.4.1.2-1 (PRPA_RM201307IHE)</b>
<b>QueryByParameter</b>	The entry point for the domain content in this query
queryId [1..1] QueryByParameter (II)	Unique identifier for the query
statusCode [1..1] (M) QueryByParameter (CS) {CNE:QueryStatusCode, fixed value="new"}	There are no continuations necessary for this type of query, so the status is always "new"
responsePriorityCode [1..1] QueryByParameter (CS) {CNE:QueryPriority, fixed	The PIX manager is required to send an immediate response.

<b>PRPA_HD201307IHE Patient Registry Query by Identifier</b>	<b>This HMD extract defines the message used to query a patient registry for a list of identifiers. Derived from Figure 3.45.4.1.2-1 (PRPA_RM201307IHE)</b>
value="I"} <b>DataSource</b>	Optional parameter specifying the assigning authority of a Patient Identity Domain
value [1..1] ParameterItem (II)	The identifier for the Patient Identity Domain's assigning authority. IHE restriction: The value.root attribute SHALL be a valid ISO OID The value.extension attribute SHALL NOT be present
semanticsText [1..1] ParameterItem (ST){default= "DataSource.id"}	
<b>PatientIdentifier</b>	
value [1..1] (M) ParameterItem (II)	The patient identifier known to the PIX Consumer
semanticsText [1..1] ParameterItem (ST){default= "Patient.id"}	

The Patient Identifier Cross-reference Consumer shall provide the patient identifier in the PatientIdentifier.value attribute according to the rules specified in ITI TF-2x: Appendix E.

5720 If the requesting system wishes to select the Patient Identity Domains from which patient identifiers are returned, it does so by sending as many DataSource parameters as domains for which it wants to receive patient identifiers. Each instance of the DataSource parameter shall provide the Assigning Authority identifier for a specific domain using the DataSource.value attribute. Note that the DataSource.value.extension attribute shall not be provided, and the  
5725 DataSource.value.root attribute shall contain a valid ISO OID. The responding system shall return the Patient.id value for each requested domain, if a value is known. Note that the value of Patient.id.root attribute shall match the DataSource.value.root attribute representing the corresponding Assigning Authority.

5730 If no DataSource parameter is specified the Patient Identifier Cross-reference Manager shall return patient identifiers for all domains for which it possesses a corresponding identifier (subject to local publication restrictions).

### 3.45.4.1.2.3 Control Act and Transmission Wrappers

5735 Please see ITI TF-2x: Appendix O for details on the IHE guidelines for implementing the wrappers. Table 3.44.4.1.2-2 contains the Transmission and Control Act wrappers used for this interaction, and the associated constraints.

**Table 3.45.4.1.2-4: Wrappers and Constraints**

Transmission Wrapper	Trigger Event Control Act Wrapper
MCCI_MT000100UV01 – Send Message Payload	QUQL_MT021001UV01 – Query Control Act



Transmission Wrapper	Trigger Event Control Act Wrapper
	Request: Query By Parameter
<p>The value of interactionId SHALL be set to PRPA_IN201309UV02</p> <p>The value of processingModeCode SHALL be set to T</p> <p>The acceptAckCode SHALL be set to AL</p> <p>There SHALL be only one receiver Device</p>	<p>The value of ControlActProcess.moodCode SHALL be set to EVN</p> <p>The trigger event code in ControlActProcess.code SHALL be set to PRPA_TE201309UV02</p> <p>The value of authorOrPerformer.typeCode SHALL be set to AUT</p>

5740 The composite message schemas which describe the full payload of this interaction, including the wrappers, can be found online on the IHE FTP site, see ITI TF-2x: Appendix W (the schemas from the HL7 V3 2008 Normative Edition are at [Edition2008/processable/multicacheschemas/PRPA\\_IN201309UV02.xsd](http://www.hl7.org/standard/2008/ed03/processable/multicacheschemas/PRPA_IN201309UV02.xsd)).

#### 3.45.4.1.2.4 Web Services Types and Messages

5745 The Patient Registry Query by Identifier message and response will be transmitted using Web Services, according to the requirements specified in ITI TF-2x: Appendix V.

The following WSDL naming conventions SHALL apply:

```
Query by Identifier -> "PRPA_IN201309UV02_Message"
Query Response      -> "PRPA_IN201310UV02_Message"
```

5750 The following WSDL snippet describes the types for these messages:

```
...
<types>
  <xsd:schema elementFormDefault="qualified" targetNamespace="urn:hl7-
5755 org:v3"
  xmlns:hl7="urn:hl7-org:v3">
  <!-- Include the message schema -->
  <xsd:import namespace="urn:hl7-org:v3"
  schemaLocation="../../../schema/HL7V3/NE2008/multicacheschemas/PRPA_IN201309UV02.xs
  d"/>
5760 <xsd:element name="PRPA_IN201309UV02"/>
  </xsd:schema>
  <xsd:schema elementFormDefault="qualified" targetNamespace="urn:hl7-org:v3"
  xmlns:hl7="urn:hl7-org:v3">
  <!-- Include the message schema -->
5765 <xsd:import namespace="urn:hl7-org:v3"
  schemaLocation="../../../schema/HL7V3/NE2008/multicacheschemas/PRPA_IN201310UV02.xs
  d"/>
  <xsd:element name="PRPA_IN201310UV02"/>
  </xsd:schema>
5770 </types>
...

```

The messages are described by the following snippet:

```
...
5775 <message name="PRPA_IN201309UV02_Message">
  <part element="hl7:PRPA_IN201309UV02" name="Body"/>
  </message>
  <message name="PRPA_IN201310UV02_Message">

```

```
<part element="hl7:PRPA_IN201310UV02" name="Body" />
</message>
```

- 5780 The port types for the WSDL describing the Resolved Duplicates Service are described together with the expected actions of the actors which receive these messages in sections ITI TF-2b: 3.45.4.1.3.

### 3.45.4.1.3 Expected Actions

- 5785 The Patient Identifier Cross-reference Manager shall be capable of accepting attributes as specified in table 3.45.4.1.2-1 above.

The Patient Identifier Cross-reference Manager shall be capable of accepting multiple concurrent PIX Query requests (Get Corresponding Identifiers messages) and responding correctly using the Return Corresponding Identifiers message.

#### 3.45.4.1.3.1 Web Services Port Type and Binding Definitions

- 5790 **IHE-WSP201) The attribute /wsdl:definitions/@name SHALL be “PIXManager”.**

The following WSDL naming conventions SHALL apply:

- ```
wsdl:definitions/@name="PIXManager":
  "get identifiers" query      -> "PRPA_IN201309UV02_Message"
  "get identifiers" response -> "PRPA_IN201310UV02_Message"
5795 portType                 -> "PIXManager_PortType"
  get identifiers operation  -> "PIXManager_PRPA_IN201309UV02"
  SOAP 1.2 binding          -> "PIXManager_Binding_Soap12"
  SOAP 1.2 port             -> "PIXManager_Port_Soap12"
```

- 5800 The following WSDL snippets specify the PIXV3 Query Port Type and Binding definitions, according to the requirements specified in ITI TF-2x: Appendix V.

#### 3.45.4.1.3.1.1 Port Type

- ```
5805 <portType name="PIXManager_PortType">
  <operation name="PIXManager_PRPA_IN201309UV02">
<input message="tns:PRPA_IN201309UV02_Message" wsaw:Action="urn:hl7-
org:v3:PRPA_IN201309UV02" />
<output message="tns:PRPA_IN201310UV02_Message" wsaw:Action="urn:hl7-
org:v3:PRPA_IN201310UV02" />
5810 </operation>
  </portType>
```

#### 3.45.4.1.3.1.2 Bindings

SOAP 1.2 binding:

- ```
5815 ""
  <binding name="PIXManager_Binding_Soap12" type="PIXManager_PortType">
  <wssoap12:binding style="document"
transport="http://schemas.xmlsoap.org/soap/http" />
  <operation name="PIXManager_PRPA_IN201309UV02">
  <wssoap12:operation soapAction="urn:hl7-org:v3:PRPA_IN201309UV02" />
```

```
5820     <input>
        <wsoap12:body use="literal"/>
        </input>
        <output>
5825     <wsoap12:body use="literal"/>
        </output>
    </operation>
</binding>
```

...

5830 An informative WSDL for the PIX Manager implementing the PIXV3 profile is available online on the IHE FTP site, see ITI TF-2x: Appendix W.

### 3.45.4.1.3.2 Message Examples

Message examples can be found online on the IHE FTP site, see ITI TF-2x: Appendix W.

### 3.45.4.2 Return Corresponding Identifiers

#### 5835 3.45.4.2.1 Trigger Events

The Patient Identifier Cross-reference Manager's response to the Get Corresponding Identifiers message will trigger the following message:

#### **Patient Registry Get Identifiers Query Response (PRPA\_TE201310UV02)**

This query response returns all other identifiers associated with a particular person identifier.

#### 5840 3.45.4.2.2 Message Semantics

The Return Corresponding Identifiers message is conducted by the HL7 Patient Identifiers message. The Patient Identifier Cross-reference Manager shall generate this message in direct response to the Patient Registry Query by Identifier message previously received. This message satisfies the Application Level, Original Mode Acknowledgement for the query message.

#### 5845 3.45.4.2.2.1 Major Components of the Get Corresponding Identifiers Query Response

##### **Patient**

The *Patient* class is the entry point to the R-MIM for the *Patient Identifiers* (PRPA\_RM201304UV02). This is where at least one of the requested patient IDs will be listed.

#### 5850 **Person**

The *Person* class contains the name of the patient for additional verification purposes.

##### **Provider Organization**

The *Patient* class is optionally scoped by the provider organization where this person is a patient. The HL7 definition of the CMET requires that the provider organization needs to be identified

5855 by an id attribute, and at least one of address, telecommunications address, or contact person to be present. The id attribute SHALL have only a root, expressed as an ISO OID, and at least one of the id attributes of the Patient class SHALL have a matching root component. (see ITI TF-2x: Appendix E on the use of the II data type for patient identifiers).

### **Other Identifiers**

5860 The *OtherIDs* class can optionally be used to capture other identifiers associated with the person such as driver's license number or social security number). It is important to recognize that the HL7 RIM distinguishes between person-level IDs and patient-level IDs. In this transaction, however, the Patient Identity Cross-Reference Manager has the option to send all identifiers in the id attributes of the Patient class. If that is the case, the OtherIDs class shall not be used. For 5865 the purposes of interoperability where both HL7 V3 and HL7 v2.x based transactions are used, and the OtherIDs class is present, the following requirement is imposed on the OtherIDs.id attribute and on the scopingOrganization.id attribute:

OtherIDs.id.root SHALL be identical to scopingOrganization.id.root

scopingOrganization.id.extension SHALL NOT have any value

### 5870 **3.45.4.2.2 Message Information Model of the Patient Identifiers Message**

Below is the Message Information Model for the Patient Identifiers message, as restricted for this transaction. The purpose of the model is to describe the data elements relevant for this transaction. It is a strict subset of the *Patient Identifiers (PRPA\_RM201304UV02)* RMIM.

5875 The base RMIM can be found on the HL7 V3 2008 Edition CD at [Edition2008/domains/uvpa/editable/PRPA\\_RM201304UV.htm](http://www.hl7.org/standard/2008/09/uvpa/editable/PRPA_RM201304UV.htm). The following restrictions were made on the original RMIMs to arrive at the restricted model:

- The focal entity choice is restricted to be only a person
- All optional classes are removed, except for the provider organization, and other identifiers
- 5880 • All optional attributes in the Patient and Person class are removed

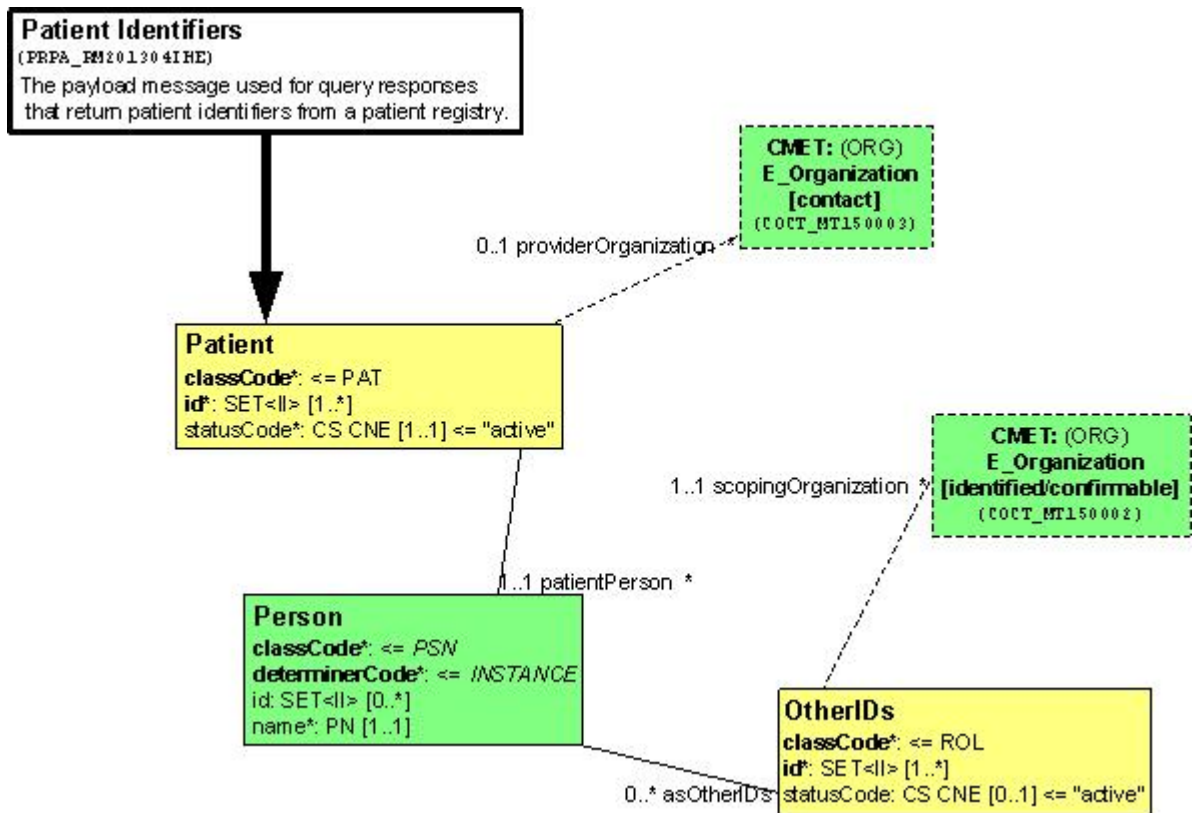


Figure 3.45.4.2.2-1: Message Information Model for the Patient Identifiers message

5885 The attributes of this model are described in the following table.

Table 3.45.4.2.2-3: Model Attributes

| PRPA_HD201304IHE<br>PatientIdentifiers                                | This HMD extract defines the message used to respond to the Patient Registry Query By Identifier<br>Derived from Figure 3.45.4.2.2-1<br>(PRPA_RM201304IHE) |
|-----------------------------------------------------------------------|------------------------------------------------------------------------------------------------------------------------------------------------------------|
| <b>Patient</b>                                                        | The primary record for the focal person in a Patient Identity Cross-Reference Manager                                                                      |
| classCode [1..1] (M)<br>Patient (CS) {CNE:PAT}                        | Structural attribute; this is a "patient" role                                                                                                             |
| id [1..*] (M)<br>Patient (SET<II>)                                    | Linked patient identifiers from one or more Patient Identity Domains                                                                                       |
| statusCode [1..1]<br>Patient (CS) {CNE:active, fixed value= "active"} | A value specifying the state of this record in a patient registry (based on the RIM role class state-machine). This record is active.                      |
| <b>Person</b>                                                         | A subtype of LivingSubject representing a human being<br>Both Person.name and Patient.id must be non-null                                                  |
| classCode [1..1] (M)<br>Person (CS) {CNE:PSN, fixed value= "PSN"}     | Structural attribute; this is a "person" entity                                                                                                            |
| determinerCode [1..1] (M)                                             | Structural attribute; this is a specific person                                                                                                            |

| <b>PRPA_HD201304IHE<br/>PatientIdentifiers</b>     | <b>This HMD extract defines the message used to<br/>respond to the Patient Registry Query By Identifier<br/>Derived from Figure 3.45.4.2.2-1<br/>(PRPA_RM201304IHE)</b> |
|----------------------------------------------------|-------------------------------------------------------------------------------------------------------------------------------------------------------------------------|
| Person (CS) {CNE:INSTANCE, fixed value="INSTANCE"} |                                                                                                                                                                         |
| name [1..*]<br>Person (BAG<PN>)                    | Name(s) for this person                                                                                                                                                 |
| <b>OtherIDs</b>                                    | Used to capture additional identifiers for the person such as a Drivers' license or Social Security Number.                                                             |
| classCode [1..1] (M)<br>Role (CS) {CNE:ROL}        | Structural attribute. This can be any specialization of "role"                                                                                                          |
| id [1..*] (M)<br>Role (SET<II>)                    | One or more identifiers issued to the focal person by the associated scopingOrganization (e.g., a Driver's License number issued by a DMV)                              |

### 3.45.4.2.2.3 Control Act and Transmission Wrappers

5890 Please see ITI TF-2x: Appendix O for details on the IHE guidelines for implementing the wrappers. Table 3.44.4.1.2-2 contains the Transmission and Control Act wrappers used for this interaction, and the associated constraints.

**Table 3.45.4.4.2-5: Wrappers and Constraints**

| <b>Transmission Wrapper</b>                                                                                                                                                                          | <b>Trigger Event Control Act Wrapper</b>                                                                                                                                                                                                                                                                                                                                                                                                                                                   |
|------------------------------------------------------------------------------------------------------------------------------------------------------------------------------------------------------|--------------------------------------------------------------------------------------------------------------------------------------------------------------------------------------------------------------------------------------------------------------------------------------------------------------------------------------------------------------------------------------------------------------------------------------------------------------------------------------------|
| MCCI_MT000300UV01 – Send Application Acknowledgement                                                                                                                                                 | MFMI_MT700711UV01 – Master File/Registry Query Response Control Act (Role Subject)                                                                                                                                                                                                                                                                                                                                                                                                         |
| The value of interactionId SHALL be set to PRPA_IN201310UV02<br>The value of processingModeCode SHALL be set to T<br>The acceptAckCode SHALL be set to NE<br>There SHALL be only one receiver Device | The value of ControlActProcess.moodCode SHALL be set to EVN<br>The trigger event code in ControlActProcess.code SHALL be set to PRPA_TE201310UV02<br>There SHALL be zero or one RegistrationEvents present in this message.<br>If a RegistrationEvent is part of the message, there SHALL be exactly one Patient role present in the payload.<br>There SHALL be no replacementOf act-relationship present in this message<br>There SHALL be a QueryByParameter copy of the original query. |

5895 The composite message schemas which describe the full payload of this interaction, including the wrappers, can be found online on the IHE FTP site, see ITI TF-2x: Appendix W (the schema from the HL7 V3 2008 Normative Edition are at [Edition2008/processable/multicacheschemas/PRPA\\_IN201310UV02.xsd](http://www.ihe.net/ftp/HL7V3/2008NormativeEdition/processable/multicacheschemas/PRPA_IN201310UV02.xsd)).

#### 3.45.4.2.2.4 Web Services Types and Messages

5900 Since this is a response to a query, please see ITI TF-2b: 3.45.4.1.2.4 for the web services components of this message.

#### 3.45.4.2.3 Expected Actions - Patient Identifier Cross-reference Manager

The Patient Identifier Cross-reference Manager shall return the attributes within the message that are required by the HL7 standard, as shown in figure 3.45.4.2.2-1.

5905 A RegistrationEvent, and the associated Patient class are returned only when the Patient Identifier Cross-reference Manager recognizes the specified Patient ID in the query parameter, and an identifier exists for the specified patient in at least one other domain. The Patient Identifier Cross-reference Manager shall use at one or more Patient.id attributes (and, optionally, zero or more OtherIDs.id attributes) to convey the patient IDs which uniquely identify the patient  
5910 within each Patient Identification Domain. The identifiers are captured using an Instance Identifier (II) data type. See ITI TF-2x: Appendix E for a detailed description of the use of the II data type for patient identifiers.

It is wholly the responsibility of the Patient Identifier Cross-reference Manager to perform the matching of patient identifiers based on the patient identifier it receives. The information  
5915 provided by the Patient Identifier Cross-reference Manager to the Patient Identifier Cross-reference Consumer is a list of cross-referenced identifiers in one or more of the domains managed by the Patient Identifier Cross-reference Manager, in addition to the original identifier used in the query. The identifier used in the query is returned only in the copy of the QueryByParameter parameter list. The list of cross-references is not made available until the set  
5920 of policies and processes for managing the cross-reference function have been completed. The policies of administering identities adopted by the cooperating domains are completely internal to the Patient Identifier Cross-reference Manager and are outside of the scope of this framework. Possible matches should not be communicated until the healthcare institution policies and processes embodied in the Patient Identifier Cross-reference Manager reach a positive matching  
5925 decision.

The Patient Identifier Cross-reference Manager shall respond to the query request as described by the following 6 cases:

**Case 1:** The Patient Identifier Cross-reference Manager recognizes the specified Patient ID sent by the Patient Identifier Cross-reference Consumer in PatientIdentifier.value, and corresponding  
5930 identifiers exist for the specified patient in at least one of the domains requested in DataSource.value (one identifier per domain). (See Case 6 below for the required behavior if there are multiple identifiers recognized within a given Identifier Domain by the Patient Identifier Cross-reference Manager.)

**AA** (application accept) is returned in Acknowledgement.typeCode (transmission wrapper).

5935 **OK** (data found, no errors) is returned in QueryAck.queryResponseCode (control act wrapper).

A single RegistrationEvent class is returned, where at least one of the identifiers, which the Patient Identifier Cross-reference Manager did recognize as belonging to a requested domain, is returned in Patient.id. Subsequent such identifiers, if any, are returned in either Patient.id or

5940 OtherIDs.id, not including the queried-for patient identifier that is returned in the QueryByParameter parameter list (control act wrapper).

**Case 2:** The Patient Identifier Cross-reference Manager recognizes the specified Patient ID sent by the Patient Identifier Cross-reference Consumer in PatientIdentifier.value, there are no specific domains requested in the query (no DataSource parameters are present), and corresponding identifiers exist for the specified patient in at least one other domain known to the Patient Identifier Cross-reference Manager (one identifier per domain).

5945 **AA** (application accept) is returned in Acknowledgement.typeCode (transmission wrapper).

**OK** (data found, no errors) is returned in QueryAck.queryResponseCode (control act wrapper).

5950 A single RegistrationEvent class is returned, where at least one of the identifiers, which the Patient Identifier Cross-reference Manager did recognize as belonging to a domain different from the domain of the queried-for patient identifier, is returned in Patient.id. Subsequent such identifiers, if any, are returned in either Patient.id or OtherIDs.id, not including the queried-for patient identifier, which is returned in the QueryByParameter parameter list (control act wrapper).

5955 **Case 3:** The Patient Identifier Cross-reference Manager recognizes the specified Patient ID sent in PatientIdentifier.value, but no identifier exists for that patient in any of the domains sent in DataSource.value.

**AA** (application accept) is returned in Acknowledgement.typeCode (transmission wrapper).

**NF** (no data found, no errors) is returned in QueryAck.queryResponseCode (control act wrapper).

5960 No RegistrationEvent is returned.

The queried-for patient identifier is returned in the QueryByParameter parameter list (control act wrapper).

**Case 4:** The Patient Identifier Cross-reference Manager does not recognize the Patient ID sent in the PatientIdentifier.value.

5965 **AE** (application error) is returned in Acknowledgement.typeCode (transmission wrapper) and in QueryAck.queryResponseCode (control act wrapper).

No RegistrationEvent is returned.

The queried-for patient identifier is returned in the QueryByParameter parameter list (control act wrapper).

5970 An AcknowledgmentDetail class is returned in which the attributes typeCode, code, and location are valued as follows.

| Attribute | VALUE                                                                     |
|-----------|---------------------------------------------------------------------------|
| typeCode  | E                                                                         |
| code      | 204 (Unknown Key Identifier)                                              |
| location  | XPath expression for the value element of the PatientIdentifier parameter |



**Case 5:** The Patient Identifier Cross-reference Manager does not recognize one or more of the Patient Identification Domains for which an identifier has been requested.

5975 **AE** (application error) is returned in Acknowledgement.typeCode (transmission wrapper) and in QueryAck.queryResponseCode (control act wrapper).

No RegistrationEvent is returned.

The queried-for patient identification domains are returned in the QueryByParameter parameter list (control act wrapper).

5980 For each domain that was not recognized, an AcknowledgmentDetail class is returned in which the attributes typeCode, code, and location are valued as follows:

| Attribute | VALUE                                                                                                                      |
|-----------|----------------------------------------------------------------------------------------------------------------------------|
| typeCode  | E                                                                                                                          |
| Code      | 204 (Unknown Key Identifier)                                                                                               |
| Location  | XPath expression for the value element of the DataSource parameter (which includes the repetition number of the parameter) |

5985 **Case 6:** The Patient Identifier Cross-reference Manager recognizes the specified Patient ID sent by the Patient Identifier Cross-reference Consumer in PatientIdentifier.value, and corresponding identifiers exist for the specified patient in at least one of the domains requested in DataSource.value, and there are multiple identifiers within at least one of the requested domains.

**AA** (application accept) is returned in Acknowledgement.typeCode (transmission wrapper).

**OK** (data found, no errors) is returned in QueryAck.queryResponseCode (control act wrapper)

5990 A single RegistrationEvent class is returned, where at least one of the identifiers, which the Patient Identifier Cross-reference Manager did recognize as belonging to a requested domain, is returned in Patient.id. Subsequent such identifiers, if any, are returned in either Patient.id or OtherIDs.id, not including the queried-for patient identifier that is returned in the QueryByParameter parameter list (control act wrapper).

5995 If the Patient Identifier Cross-reference Manager chooses to return multiple identifiers associated with the same domain, it shall return these identifiers either grouped in a single instance of the OtherIDs class, or all represented via repetitions of the Patient.id attribute.

#### 3.45.4.2.3.1 Web Services Port Type and Binding Definitions

The WSDL snippets for this message are shown in ITI TF-2b: 3.45.4.1.3.1

#### 3.45.4.2.3.2 Message Examples

6000 Message examples can be found online on the IHE FTP site, see ITI TF-2x: Appendix W.

#### 3.45.4.2.4 Expected Actions - Patient Identifier Cross-reference Consumer

The Patient Identifier Cross-reference Consumer will use the list of patient identifier aliases provided by the Patient Identifier Cross-reference Manager to perform the functions, for which it

6005 requested the list. The identifiers found in both Patient.id and OtherIDs.id attributes shall be considered together to form a complete list of patient identifiers from the different Patient Identity domains (either requested or available).

In the case where the returned list of identifiers contains multiple identifiers for a single domain, the Patient Identifier Cross-reference Consumer shall either use ALL of the multiple identifiers from the given domain or it shall ignore ALL of the multiple identifiers from the given domain.

6010 This allows Patient Identifier Cross-reference Consumers capable of handling multiple identities for a single patient within a single domain (i.e., those that can correctly aggregate the information associated with the different identifiers) to do so. For those Patient Identifier Cross-reference Consumers not capable of handling this situation, ignoring the entire list of different identifiers prevents the consumer from presenting incomplete data.

6015 **3.45.5 Security Requirements**

No transaction specific security considerations.

**3.45.5.1 Audit Record Considerations**

6020 When grouped with ATNA Secure Node or Secure Application actors, this transaction is to be audited as “Query Information” event, as defined in ITI TF-2a: Table 3.20.6-1. The following tables show items that are required to be part of the audit record for this transaction.

**3.45.5.1.1 Patient Identifier Cross-reference Consumer audit message:**

|                                                              | Field Name            | Opt | Value Constraints                             |
|--------------------------------------------------------------|-----------------------|-----|-----------------------------------------------|
| <b>Event</b><br>AuditMessage/<br>EventIdentification         | EventID               | M   | EV(110112, DCM, “Query”)                      |
|                                                              | EventActionCode       | M   | “E” (Execute)                                 |
|                                                              | EventDateTime         | M   | <i>not specialized</i>                        |
|                                                              | EventOutcomeIndicator | M   | <i>not specialized</i>                        |
|                                                              | EventTypeCode         | M   | EV(“ITI-45”, “IHE Transactions”, “PIX Query”) |
| Source (Patient Identifier Cross-reference Consumer) (1)     |                       |     |                                               |
| Human Requestor (0..n)                                       |                       |     |                                               |
| Destination (Patient Identifier Cross-reference Manager) (1) |                       |     |                                               |
| Audit Source (Patient Identity Cross-reference Consumer) (1) |                       |     |                                               |
| Patient (0..n)                                               |                       |     |                                               |
| Query Parameters(1)                                          |                       |     |                                               |

Where:

|                                                                         |                                   |           |                                                                                    |
|-------------------------------------------------------------------------|-----------------------------------|-----------|------------------------------------------------------------------------------------|
| <b>Source</b><br>AuditMessage/<br>ActiveParticipant                     | UserID                            | M         | the content of the <wsa:ReplyTo/> element                                          |
|                                                                         | AlternativeUserID                 | M         | the process ID as used within the local operating system in the local system logs. |
|                                                                         | <i>UserName</i>                   | <i>U</i>  | <i>not specialized</i>                                                             |
|                                                                         | UserIsRequestor                   | M         | <i>not specialized</i>                                                             |
|                                                                         | RoleIDCode                        | M         | EV(110153, DCM, "Source")                                                          |
|                                                                         | NetworkAccessPointTypeCode        | M         | "1" for machine (DNS) name, "2" for IP address                                     |
|                                                                         | NetworkAccessPointID              | M         | the machine name or IP address, as specified in RFC 3881.                          |
| <b>Human Requestor (if known)</b><br>AuditMessage/<br>ActiveParticipant | UserID                            | M         | identity of the human that initiated the transaction.                              |
|                                                                         | <i>AlternativeUserID</i>          | <i>U</i>  | <i>not specialized</i>                                                             |
|                                                                         | <i>UserName</i>                   | <i>U</i>  | <i>not specialized</i>                                                             |
|                                                                         | UserIsRequestor                   | M         | <i>not specialized</i>                                                             |
|                                                                         | RoleIDCode                        | U         | Access Control role(s) the user holds that allows this transaction.                |
|                                                                         | <i>NetworkAccessPointTypeCode</i> | <i>NA</i> |                                                                                    |
|                                                                         | <i>NetworkAccessPointID</i>       | <i>NA</i> |                                                                                    |

|                                                          |                            |          |                                                           |
|----------------------------------------------------------|----------------------------|----------|-----------------------------------------------------------|
| <b>Destination</b><br>AuditMessage/<br>ActiveParticipant | UserID                     | M        | SOAP endpoint URI                                         |
|                                                          | <i>AlternativeUserID</i>   | <i>U</i> | <i>not specialized</i>                                    |
|                                                          | <i>UserName</i>            | <i>U</i> | <i>not specialized</i>                                    |
|                                                          | UserIsRequestor            | M        | "false"                                                   |
|                                                          | RoleIDCode                 | M        | EV(110152, DCM, "Destination")                            |
|                                                          | NetworkAccessPointTypeCode | M        | "1" for machine (DNS) name, "2" for IP address            |
|                                                          | NetworkAccessPointID       | M        | the machine name or IP address, as specified in RFC 3881. |

|                                                                   |                              |          |                         |
|-------------------------------------------------------------------|------------------------------|----------|-------------------------|
| <b>Audit Source</b><br>AuditMessage/<br>AuditSourceIdentification | <i>AuditSourceID</i>         | <i>U</i> | <i>not specialized.</i> |
|                                                                   | <i>AuditEnterpriseSiteID</i> | <i>U</i> | <i>not specialized</i>  |
|                                                                   | <i>AuditSourceTypeCode</i>   | <i>U</i> | <i>not specialized</i>  |

6025

|                                                                               |                                       |          |                                                              |
|-------------------------------------------------------------------------------|---------------------------------------|----------|--------------------------------------------------------------|
| <b>Patient</b><br>(AuditMessage/<br>ParticipantObjectIdentification)          | ParticipantObjectTypeCode             | M        | "1" (Person)                                                 |
|                                                                               | ParticipantObjectTypeCodeRole         | M        | "1" (Patient)                                                |
|                                                                               | <i>ParticipantObjectDataLifeCycle</i> | <i>U</i> | <i>not specialized</i>                                       |
|                                                                               | ParticipantObjectIDTypeCode           | M        | EV(2, RFC-3881, "Patient Number")                            |
|                                                                               | <i>ParticipantObjectSensitivity</i>   | <i>U</i> | <i>not specialized</i>                                       |
|                                                                               | ParticipantObjectID                   | M        | The patient ID in HL7 CX format (see ITI TF-2x: appendix E). |
|                                                                               | <i>ParticipantObjectName</i>          | <i>U</i> | <i>not specialized</i>                                       |
|                                                                               | <i>ParticipantObjectQuery</i>         | <i>U</i> | <i>not specialized</i>                                       |
|                                                                               | <i>ParticipantObjectDetail</i>        | <i>U</i> | <i>not specialized</i>                                       |
| <b>Query Parameters</b><br>(AuditMessage/<br>ParticipantObjectIdentification) | ParticipantObjectTypeCode             | M        | "2" (system object)                                          |
|                                                                               | ParticipantObjectTypeCodeRole         | M        | "24" (query)                                                 |
|                                                                               | <i>ParticipantObjectDataLifeCycle</i> | <i>U</i> | <i>not specialized</i>                                       |
|                                                                               | ParticipantObjectIDTypeCode           | M        | EV("ITI-45", "IHE Transactions", "PIX Query")                |
|                                                                               | <i>ParticipantObjectSensitivity</i>   | <i>U</i> | <i>not specialized</i>                                       |
|                                                                               | ParticipantObjectID                   | <i>U</i> | <i>not specialized</i>                                       |

|  |                                |   |                                                           |
|--|--------------------------------|---|-----------------------------------------------------------|
|  | <i>ParticipantObjectName</i>   | U | <i>not specialized</i>                                    |
|  | <i>ParticipantObjectQuery</i>  | M | the QueryByParameter segment of the query, base64 encoded |
|  | <i>ParticipantObjectDetail</i> | U | <i>not specialized</i>                                    |

### 3.45.5.1.2 Patient Identifier Cross-reference Manager audit message:

|                                                               | Field Name            | Opt | Value Constraints                             |
|---------------------------------------------------------------|-----------------------|-----|-----------------------------------------------|
| <b>Event</b><br>AuditMessage/<br>EventIdentification          | EventID               | M   | EV(110112, DCM, "Query")                      |
|                                                               | EventActionCode       | M   | "E" (Execute)                                 |
|                                                               | EventDateTime         | M   | <i>not specialized</i>                        |
|                                                               | EventOutcomeIndicator | M   | <i>not specialized</i>                        |
|                                                               | EventTypeCode         | M   | EV("ITI-45", "IHE Transactions", "PIX Query") |
| Source (Patient Identifier Cross-reference Manager) (1)       |                       |     |                                               |
| Destination (Patient Identifier Cross-reference Consumer) (1) |                       |     |                                               |
| Audit Source (Patient Identifier Cross-reference Manager) (1) |                       |     |                                               |
| Patient (0..n)                                                |                       |     |                                               |
| Query Parameters(1)                                           |                       |     |                                               |

Where:

| <b>Source</b><br>AuditMessage/<br>ActiveParticipant | Field Name                 | Opt | Value Constraints                                         |
|-----------------------------------------------------|----------------------------|-----|-----------------------------------------------------------|
|                                                     | UserID                     | M   | the content of the <wsa:ReplyTo/> element                 |
|                                                     | AlternativeUserID          | U   | <i>not specialized</i>                                    |
|                                                     | UserName                   | U   | <i>not specialized</i>                                    |
|                                                     | UserIsRequestor            | M   | <i>not specialized</i>                                    |
|                                                     | RoleIDCode                 | M   | EV(110153, DCM, "Source")                                 |
|                                                     | NetworkAccessPointTypeCode | M   | "1" for machine (DNS) name, "2" for IP address            |
|                                                     | NetworkAccessPointID       | M   | the machine name or IP address, as specified in RFC 3881. |

| <b>Destination</b><br>AuditMessage/<br>ActiveParticipant | Field Name                 | Opt | Value Constraints                                                                  |
|----------------------------------------------------------|----------------------------|-----|------------------------------------------------------------------------------------|
|                                                          | UserID                     | M   | SOAP endpoint URI                                                                  |
|                                                          | AlternativeUserID          | M   | the process ID as used within the local operating system in the local system logs. |
|                                                          | UserName                   | U   | <i>not specialized</i>                                                             |
|                                                          | UserIsRequestor            | M   | "false"                                                                            |
|                                                          | RoleIDCode                 | M   | EV(110152, DCM, "Destination")                                                     |
|                                                          | NetworkAccessPointTypeCode | M   | "1" for machine (DNS) name, "2" for IP address                                     |
|                                                          | NetworkAccessPointID       | M   | the machine name or IP address, as specified in RFC 3881.                          |

| <b>Audit Source</b><br>AuditMessage/<br>AuditSourceIdentification | Field Name            | Opt | Value Constraints       |
|-------------------------------------------------------------------|-----------------------|-----|-------------------------|
|                                                                   | AuditSourceID         | U   | <i>not specialized.</i> |
|                                                                   | AuditEnterpriseSiteID | U   | <i>not specialized</i>  |
|                                                                   | AuditSourceTypeCode   | U   | <i>not specialized</i>  |

6030

| <b>Patient</b><br>(AuditMessage/<br>ParticipantObjectIdentification) | Field Name                     | Opt | Value Constraints                                            |
|----------------------------------------------------------------------|--------------------------------|-----|--------------------------------------------------------------|
|                                                                      | ParticipantObjectTypeCode      | M   | "1" (Person)                                                 |
|                                                                      | ParticipantObjectTypeCodeRole  | M   | "1" (Patient)                                                |
|                                                                      | ParticipantObjectDataLifeCycle | U   | <i>not specialized</i>                                       |
|                                                                      | ParticipantObjectIDTypeCode    | M   | EV(2, RFC-3881, "Patient Number")                            |
|                                                                      | ParticipantObjectSensitivity   | U   | <i>not specialized</i>                                       |
|                                                                      | ParticipantObjectID            | M   | The patient ID in HL7 CX format (see ITI TF-2x: appendix E). |

|                                                                                               |                                       |          |                                                           |
|-----------------------------------------------------------------------------------------------|---------------------------------------|----------|-----------------------------------------------------------|
|                                                                                               | <i>ParticipantObjectName</i>          | <i>U</i> | <i>not specialized</i>                                    |
|                                                                                               | <i>ParticipantObjectQuery</i>         | <i>U</i> | <i>not specialized</i>                                    |
|                                                                                               | <i>ParticipantObjectDetail</i>        | <i>U</i> | <i>not specialized</i>                                    |
| <b>Query Parameters</b><br><small>(AuditMessage/<br/>ParticipantObjectIdentification)</small> | ParticipantObjectTypeCode             | M        | “2” (system object)                                       |
|                                                                                               | ParticipantObjectTypeCodeRole         | M        | “24” (query)                                              |
|                                                                                               | <i>ParticipantObjectDataLifeCycle</i> | <i>U</i> | <i>not specialized</i>                                    |
|                                                                                               | ParticipantObjectIDTypeCode           | M        | EV(“ITI-45”, “IHE Transactions”, “PIX Query”)             |
|                                                                                               | <i>ParticipantObjectSensitivity</i>   | <i>U</i> | <i>not specialized</i>                                    |
|                                                                                               | ParticipantObjectID                   | <i>U</i> | <i>not specialized</i>                                    |
|                                                                                               | <i>ParticipantObjectName</i>          | <i>U</i> | <i>not specialized</i>                                    |
|                                                                                               | <i>ParticipantObjectQuery</i>         | M        | the QueryByParameter segment of the query, base64 encoded |
|                                                                                               | <i>ParticipantObjectDetail</i>        | <i>U</i> | <i>not specialized</i>                                    |

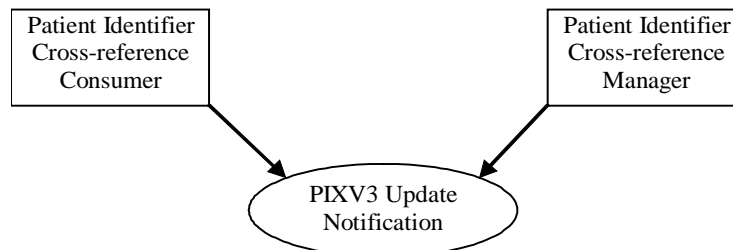
### 3.46 PIXV3 Update Notification

6035 This section corresponds to Transaction ITI-46 of the IHE IT Infrastructure Technical Framework. Transaction ITI-46 is used by the Patient Identifier Cross-reference Consumer and Patient Identifier Cross-reference Manager actors.

#### 3.46.1 Scope

The scope is identical to the scope of transaction ITI-10, described in section ITI TF-2a: 3.10.1.

#### 3.46.2 Use Case Roles



6040 **Actor:** Patient Identifier Cross-reference Manager

**Role:** It serves a well-defined set of Patient Identification Domains. The Patient Identifier Cross-reference Manager manages the cross-referencing of patient identifiers across Patient Identification Domains by providing a list of patient ID “aliases” via notification to a configured list of interested Patient Identifier Cross-reference Consumers.

6045 **Corresponding HL7 v3 Application Roles:**

**Patient Registry Informer (PRPA\_AR201301UV02)**

**Actor:** Patient Identifier Cross-reference Consumer

6050 **Role:** Receives notifications from the Patient Identifier Cross-reference Manager of changes to patient ID aliases. Typically the Patient Identifier Cross-reference Consumer uses this information to maintain information links about patients in a different patient ID domain.

**Corresponding HL7 v3 Application Roles:**

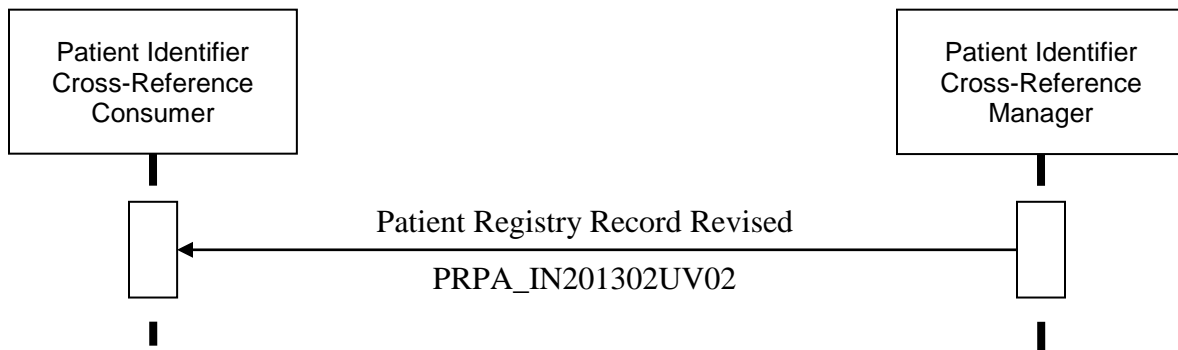
Patient Registry Tracker (PRPA\_AR201302UV02)

**3.46.3 Referenced Standards**

6055 HL7 Version 3 Edition 2008 Patient Administration DSTU, Patient Topic (found at <http://www.hl7.org/memonly/downloads/v3edition.cfm#V32008>)

Implementers of this transaction shall comply with all requirements described in ITI TF-2x: Appendix V Web Services for IHE Transactions.

**3.46.4 Interaction Diagrams**



6060 **3.46-1: Update Patient Information Sequence**

**3.46.4.1 Update Patient Information**

**3.46.4.1.1 Trigger Events**

6065 The Patient Identifier Cross-reference Manager shall notify a Patient Identifier Cross-reference Consumer when there is a change in a set of cross-referenced patient identifiers for any of the patient identifiers belonging to Patient Identifier Domains of interest to the consumer. The configuration of the domains of interest to a Patient Cross-reference Consumer is maintained by the Patient Cross-reference Manager.

6070 Several notifications may have to be issued to communicate a single update to a set of cross-reference patient identifiers as required to reflect all the changes on the resulting sets of cross-reference patient Identifiers belonging to Patient Identifier Domains of interest to the Patient Identifier Cross-referencing Consumer.

The following HL7 trigger event will be used to update to the list of patient identifiers:

**Patient Registry Record Revised (PRPA\_TE201302UV02)**

This trigger event signals that patient information was revised in a patient registry.

6075 **3.46.4.1.2 Message Semantics**

The PIX Update Notification transaction is conducted by the Patient Revise (PRPA\_MT201302UV02) message. The Patient Identifier Cross-reference Manager initiates this transaction whenever identifier list information is updated for a patient.

6080 Each message shall be acknowledged by the HL7 V3 Accept Acknowledgement (MCCI\_MT000200UV01), which is described in ITI TF-2x: Appendix O.

6085 It is wholly the responsibility of the Patient Identifier Cross-reference Manager to perform the matching of patient identifiers based on the patient traits it receives. The information provided by the Patient Identifier Cross-reference Manager to Patient Identifier Cross-reference Consumer Actors shall only contain a list of cross-referenced identifiers for the domains of interest as configured with the Patient Identifier Cross-reference Manager in two or more of the domains managed by the Patient Identifier Cross-reference Manager. Multiple notifications may need to be sent. For example:

Consumer CON\_A is configured to receive update notifications for domains DOM\_A and DOM\_AD. Notifications are sent as follows:

6090 A PIXV3 Patient Registry Record Add message is sent for a patient for DOM\_A. The update notification shall contain the patient identifier for DOM\_A.

6095 A PIXV3 Patient Registry Record Add message is processed for DOM\_AD. The Patient Identifier Cross-reference Manager cross references this patient with DOM\_A. The update notification shall contain the patient identifiers for both DOM\_A and DOM\_AD.

6100 A PIXV3 Patient Registry Record Revise message is processed for DOM\_AD changing the patient address. The Patient Identifier Cross-reference Manager cross references determines this patient is no longer the same patient as DOM\_A. Two update notifications shall be sent. One containing the patient identifier for DOM\_A. The other one containing the patient identifier for DOM\_AD.

6105 The list of cross-references is not made available until the set of policies and processes for managing the cross-reference function have been completed. The policies of administering identities adopted by the cooperating domains are completely internal to the Patient Identifier Cross-reference Manager and are outside of the scope of this transaction. Possible matches should not be communicated until the healthcare institution policies and processes embodied in the Patient Identifier Cross-reference Manager reach a positive matching decision.

6110 The Patient Identifier Cross-reference Manager shall have configuration indicating which Identity Consumers are interested in receiving the PIXV3 Update Notification Transactions. This configuration information shall include identification of the identity consumer systems interested in receiving notifications and, for each of those systems, a list of the patient identifier domains of interest. The Patient Identifier Cross-reference Manager should account for consumers interested in all domains.

Each message shall be acknowledged by the Accept Acknowledgment message sent by the receiver of the Patient Registry Record Revise message to its sender.

6115 **3.46.4.1.2.1 Major Components of the Patient Registry Record Revised**

**Patient**

The *Patient* class is the entry point to the R-MIM for the *Patient Revise* (*PRPA\_RM201302UV02*). This is where the updated list of patient identifiers will be present.

**Person**

6120 The *Person* class contains the name of the patient for additional verification purposes.

**Provider Organization**

6125 The *Patient* class is optionally scoped by the provider organization where this person is a patient. The HL7 definition of the CMET requires that the provider organization needs to be identified by an id attribute, and at least one of address, telecommunications address, or contact person to be present. The id attribute SHALL have only a root, expressed as an ISO OID, and at least one of the id attributes of the *Patient* class SHALL have a matching root component (see ITI TF-2x: Appendix E on the use of the II data type for patient identifiers).

**Other Identifiers**

6130 The *OtherIDs* class can be optionally used to capture other identifiers associated with the person such as driver's license number or social security number). It is important to recognize that the HL7 RIM distinguishes between person-level IDs and patient-level IDs. In this transaction, however, the Patient Identity Cross-Reference Manager has the option to send all identifiers in the id attributes of the *Patient* class. If that is the case, the *OtherIDs* class shall not be used. For the purposes of interoperability where both HL7 V3 and HL7 v2.x based transactions are used, and the *OtherIDs* class is present, the following requirement is imposed on the *OtherIDs.id* attribute and on the *scopingOrganization.id* attribute:

*OtherIDs.id.root* SHALL be identical to *scopingOrganization.id.root*

*scopingOrganization.id.extension* SHALL NOT have any value

6140 **3.46.4.1.2.2 Message Information Model of the Patient Registry Record Revise Message**

Below is the Message Information Model for the Patient Identifiers message, as restricted for this transaction. The purpose of the model is to describe the data elements relevant for this transaction. It is a strict subset of the *Patient Revise* (*PRPA\_RM201302UV02*) RMIM.

6145 The base RMIM can be found on the HL7 V3 2008 Edition CD at [Edition2008/domains/uvpa/editable/PRPA\\_RM201302UV.htm](http://www.hl7.org/standard/2008/09/01/editions/2008/domains/uvpa/editable/PRPA_RM201302UV.htm). The following restrictions were made on the original RMIMs to arrive at the restricted model (note that the resulting model is identical to the one described in ITI TF-2b: 3.45.4.2.2.2):

The focal entity choice is restricted to be only a person



6150

All optional classes are removed, except for the provider organization, and other identifiers

All optional attributes in the Patient and Person class are removed

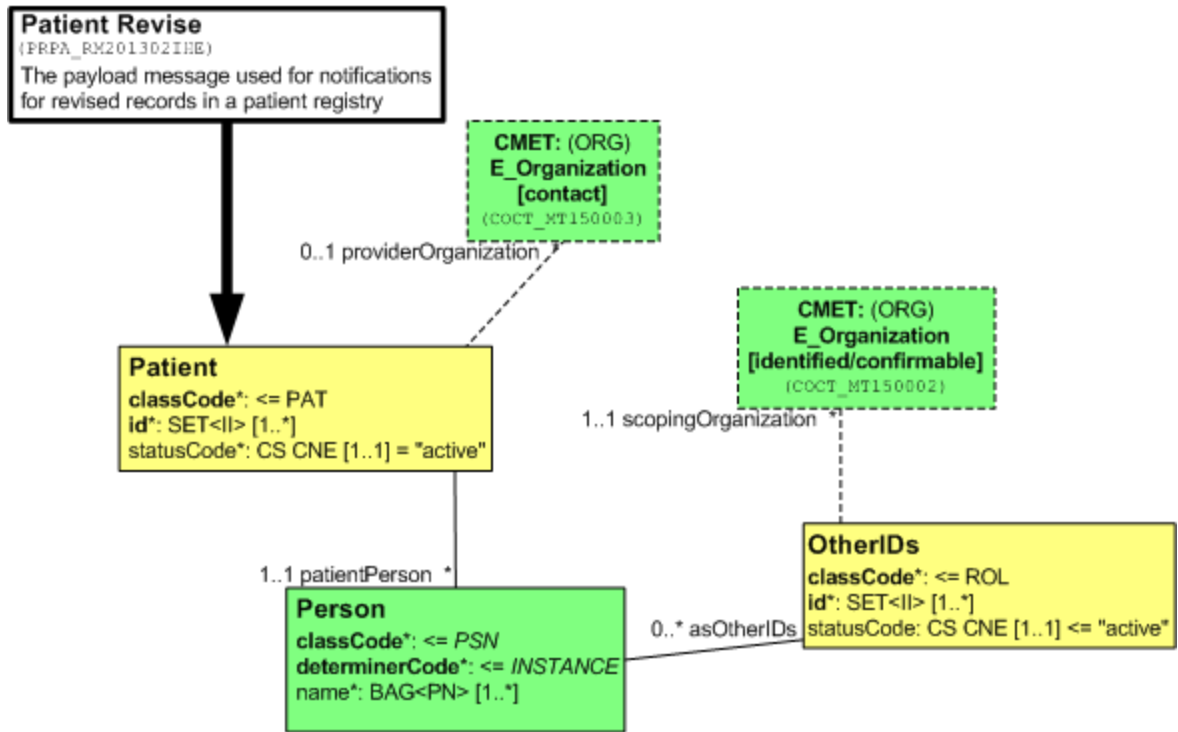


Figure 3.46.4.1.2-1: Message Information Model for the Patient Identifiers message

6155

The attributes of this model are described in the following table.

Table 3.46.4.1.2-4: Model Attributes

| PRPA_HD201302IHE<br>PatientRevise                                     | This HMD extract defines the message used to send a Patient Update Notification<br>Derived from Figure 3.46.4.1.2-1 (PRPA_RM201302IHE) |
|-----------------------------------------------------------------------|----------------------------------------------------------------------------------------------------------------------------------------|
| <b>Patient</b>                                                        | The primary record for the focal person in a Patient Identity Cross-Reference Manager                                                  |
| classCode [1..1] (M)<br>Patient (CS) {CNE:PAT}                        | Structural attribute; this is a "patient" role                                                                                         |
| id [1..*] (M)<br>Patient (SET<II>)                                    | Linked identifiers from one or more Identity Domains                                                                                   |
| statusCode [1..1]<br>Patient (CS) {CNE:active, fixed value= "active"} | A value specifying the state of this record in a patient registry (based on the RIM role class state-machine). This record is active.  |
| <b>Person</b>                                                         | A subtype of LivingSubject representing a human being                                                                                  |

| <b>PRPA_HD201302IHE<br/>PatientRevise</b>                                           | <b>This HMD extract defines the message used to<br/>send a Patient Update Notification<br/>Derived from Figure 3.46.4.1.2-1<br/>(PRPA_RM201302IHE)</b> |
|-------------------------------------------------------------------------------------|--------------------------------------------------------------------------------------------------------------------------------------------------------|
|                                                                                     | Both Person.name and Patient.id must be non-null                                                                                                       |
| classCode [1..1] (M)<br>Person (CS) {CNE:PSN, fixed value= "PSN"}                   | Structural attribute; this is a "person" entity                                                                                                        |
| determinerCode [1..1] (M)<br>Person (CS) {CNE:INSTANCE, fixed value=<br>"INSTANCE"} | Structural attribute; this is a specific person                                                                                                        |
| name [1..*]<br>Person (BAG<PN>)                                                     | Name(s) for this person                                                                                                                                |
| <b>OtherIDs</b>                                                                     | Used to capture additional identifiers for the person such as a<br>Drivers' license or Social Security Number.                                         |
| classCode [1..1] (M)<br>Role (CS) {CNE:ROL}                                         | Structural attribute. This can be any specialization of "role"                                                                                         |
| id [1..*] (M)<br>Role (SET<II>)                                                     | One or more identifiers issued to the focal person by the associated<br>scopingOrganization (e.g., a Driver's License number issued by a<br>DMV)       |

### 3.46.4.1.2.3 Control Act and Transmission Wrappers

6160 Please see ITI TF-2x: Appendix O for details on the IHE guidelines for implementing the wrappers. Table 3.46.4.1.2-2 contains the Transmission and Control Act wrappers used for the two interactions, and the associated constraints.

**Table 3.46.4.1.2-6: Wrappers and Constraints**

| <b>Transmission Wrapper</b>                                                                                                                                                                             | <b>Trigger Event Control Act Wrapper</b>                                                                                                                                                                                           |
|---------------------------------------------------------------------------------------------------------------------------------------------------------------------------------------------------------|------------------------------------------------------------------------------------------------------------------------------------------------------------------------------------------------------------------------------------|
| MCCI_MT000100UV01 – Send Message Payload                                                                                                                                                                | MFMI_MT700701UV01 – Master File / Registry<br>Notification Control Act, Role Subject                                                                                                                                               |
| The value of interactionId SHALL be set to<br>PRPA_IN201302UV02<br>The value of processingModeCode SHALL be set to T<br>The acceptAckCode SHALL be set to AL<br>There SHALL be only one receiver Device | The trigger event code in ControlActProcess.code<br>SHALL be set to PRPA_TE201302UV02<br>RegistrationEvent.statusCode SHALL be set to<br>“active”<br>There SHALL be no InReplacementOf act<br>relationship for these interactions. |

6165

The composite message schemas which describe the full payload of these interactions, including the wrappers, can be found online on the IHE FTP site, see ITI TF-2x: Appendix W (the schema from the HL7 V3 2008 Normative Edition can be found at [http://www.ihe.org/ftp/HL7V3/2008NormativeEdition/processable/multicacheschemas/PRPA\\_IN201302UV02.xsd](http://www.ihe.org/ftp/HL7V3/2008NormativeEdition/processable/multicacheschemas/PRPA_IN201302UV02.xsd))

6170 **3.46.4.1.2.4 Web Services Types and Messages**

The Patient Registry Record Revised message will be transmitted using Web Services, according to the requirements specified in ITI TF-2x: Appendix V.

The following WSDL naming conventions SHALL apply:

```
6175     "revise" message -> "PRPA_IN201302UV02_Message"
        acknowledgement -> "MCCI_IN000002UV01_Message"
```

The following WSDL snippet describes the types for these messages:

```

...
<types>
6180 <xsd:schema elementFormDefault="qualified" targetNamespace="urn:hl7-org:v3"
      xmlns:hl7="urn:hl7-org:v3">
      <!-- Include the message schema -->
      <xsd:import namespace="urn:hl7-org:v3"
        schemaLocation="../../schema/HL7V3/NE2008/multicacheschemas/PRPA_IN201302UV02.xsd"/>
6185 <xsd:element name="PRPA_IN201302UV02"/>
      </xsd:schema>
      <xsd:schema elementFormDefault="qualified" targetNamespace="urn:hl7-org:v3"
        xmlns:hl7="urn:hl7-org:v3">
6190 <!-- Include the message schema -->
      <xsd:import namespace="urn:hl7-org:v3"
        schemaLocation="../../schema/HL7V3/NE2008/multicacheschemas/MCCI_IN000002UV01.xsd"/>
      <xsd:element name="MCCI_IN000002UV01"/>
6195 </xsd:schema>
    </types>
...

```

The messages are described by the following snippet:

```

...
6200 <message name="PRPA_IN201302UV02_Message">
      <part element="hl7:PRPA_IN201302UV02" name="Body"/>
      </message>
      <message name="MCCI_IN000002UV01_Message">
      <part element="hl7:MCCI_IN000002UV01" name="Body"/>
6205 </message>
    ...

```

The port types for the WSDL describing the Patient Identity Feed Service are described together with the expected actions of the actors which receive these messages in section ITI TF-2b: 3.46.4.1.3.

**3.46.4.1.3 Expected Actions - Patient Identifier Cross-reference Consumer**

6210 Whenever the Patient Identifier Cross-reference Consumer receives updated identifier information in a Patient Revise message that results in a change to the cross-referencing of a patient, the actor shall update its internal identifier information for the affected patient(s) in all domains in which it is interested. The identifiers found in both Patient.id and OtherIDs.id attributes shall be considered together to form a complete list of patient identifiers from the  
6215 different Patient Identity domains in which this actor is interested.

In the case where the returned list of identifiers contains multiple identifiers for a single domain, the Patient Identifier Cross-reference Consumer shall either use ALL of the multiple identifiers from the given domain or it shall ignore ALL of the multiple identifiers from the given domain.

6220 This allows Patient Identifier Cross-reference Consumers capable of handling multiple identities for a single patient within a single domain (i.e., those that can correctly aggregate the information associated with the different identifiers) to do so. For those Patient Identifier Cross-reference Consumers not capable of handling this situation, ignoring the entire list of different identifiers prevents the consumer from presenting incomplete data.

### 3.46.4.1.3.1 Web Services Port Type and Binding Definitions

6225 **IHE-WSP201) The attribute /wsdl:definitions/@name SHALL be “PIXConsumer”.**

The following WSDL naming conventions SHALL apply:

|      |                                        |                                    |
|------|----------------------------------------|------------------------------------|
|      | wsdl:definitions/@name="PIXConsumer" : |                                    |
|      | PIX update message                     | -> "PRPA_IN201302UV02_Message"     |
|      | acknowledgement                        | -> "MCCI_IN000002UV01_Message"     |
| 6230 | portType                               | -> "PIXConsumer_PortType"          |
|      | get identifiers operation              | -> "PIXConsumer_PRPA_IN201302UV02" |
|      | SOAP 1.2 binding                       | -> "PIXConsumer_Binding_Soap12"    |
|      | SOAP 1.2 port                          | -> "PIXConsumer_Port_Soap12"       |

6235 The following WSDL snippets specify the Patient Update Port Type and Binding definitions, according to the requirements specified in ITI TF-2x: Appendix V.

#### 3.46.4.1.3.1.1 Port Type

```

6240 <portType name="PIXConsumer_PortType">
    <operation name="PIXConsumer_PRPA_IN201302UV02">
6245 <input message="tns:PRPA_IN201302UV02_Message" wsaw:Action="urn:hl7-
org:v3:PRPA_IN201302UV02"/>
<output message="tns:MCCI_IN000002UV01_Message" wsaw:Action="urn:hl7-
org:v3:MCCI_IN000002UV01"/>
6245 </operation>
    </portType>

```

#### 3.46.4.1.3.1.2 Bindings

SOAP 1.2 binding:

```

6250 ...
    <binding name="PIXConsumer_Binding_Soap12" type="PIXConsumer_PortType">
        <wssoap12:binding style="document"
transport="http://schemas.xmlsoap.org/soap/http"/>
        <operation name="PIXConsumer_PRPA_IN201302UV02">
6255 <wssoap12:operation soapAction="urn:hl7-org:v3:PRPA_IN201302UV02"/>
        <input>
            <wssoap12:body use="literal"/>
        </input>
        <output>
6260 <wssoap12:body use="literal"/>
        </output>
    </binding>

```

```

    </operation>
  </binding>
...

```

6265 An informative WSDL for the PIX Consumer implementing the PIXV3 profile is available online on the IHE FTP site, see ITI TF-2x: Appendix W.

### 3.46.4.1.3.2 Message Examples

Message examples can be found online on the IHE FTP site, see ITI TF-2x: Appendix W.

### 3.46.5 Security Requirements

6270

No transaction specific security considerations.

#### 3.46.5.1 Audit Record Considerations

When grouped with ATNA Secure Node or Secure Application actors, this transaction is to be audited as “Patient Record” event, as defined in ITI TF-2a: Table 3.20.6-1. The following tables show items that are required to be part of the audit record for this transaction.

6275

##### 3.46.5.1.1 Patient Identifier Cross-reference Manager audit message:

|                                                               | Field Name            | Opt | Value Constraints                                           |
|---------------------------------------------------------------|-----------------------|-----|-------------------------------------------------------------|
| <b>Event</b><br>AuditMessage/<br>EventIdentification          | EventID               | M   | EV(110110, DCM, “Patient Record”)                           |
|                                                               | EventActionCode       | M   | “R” (Read)                                                  |
|                                                               | EventDateTime         | M   | <i>not specialized</i>                                      |
|                                                               | EventOutcomeIndicator | M   | <i>not specialized</i>                                      |
|                                                               | EventTypeCode         | M   | EV(“ITI-46”, “IHE Transactions”, “PIX Update Notification”) |
| Source (Patient Identifier Cross-reference Manager) (1)       |                       |     |                                                             |
| Human Requestor (0..n)                                        |                       |     |                                                             |
| Destination (Patient Identifier Cross-reference Consumer) (1) |                       |     |                                                             |
| Audit Source (Patient Identifier Cross-reference Manager) (1) |                       |     |                                                             |
| Patient IDs(1..n) (represents the components of PID-3)        |                       |     |                                                             |

Where:

|                                                                            |                                   |           |                                                                                    |
|----------------------------------------------------------------------------|-----------------------------------|-----------|------------------------------------------------------------------------------------|
| <b>Source</b><br><i>AuditMessage/ActiveParticipant</i>                     | UserID                            | M         | the content of the <wsa:ReplyTo/> element                                          |
|                                                                            | AlternativeUserID                 | M         | the process ID as used within the local operating system in the local system logs. |
|                                                                            | <i>UserName</i>                   | <i>U</i>  | <i>not specialized</i>                                                             |
|                                                                            | UserIsRequestor                   | M         | <i>not specialized</i>                                                             |
|                                                                            | RoleIDCode                        | M         | EV(110153, DCM, "Source")                                                          |
|                                                                            | NetworkAccessPointTypeCode        | M         | "1" for machine (DNS) name, "2" for IP address                                     |
|                                                                            | NetworkAccessPointID              | M         | the machine name or IP address, as specified in RFC 3881.                          |
| <b>Human Requestor (if known)</b><br><i>AuditMessage/ActiveParticipant</i> | UserID                            | M         | identity of the human that initiated the transaction.                              |
|                                                                            | <i>AlternativeUserID</i>          | <i>U</i>  | <i>not specialized</i>                                                             |
|                                                                            | <i>UserName</i>                   | <i>U</i>  | <i>not specialized</i>                                                             |
|                                                                            | UserIsRequestor                   | M         | <i>not specialized</i>                                                             |
|                                                                            | RoleIDCode                        | U         | Access Control role(s) the user holds that allows this transaction.                |
|                                                                            | <i>NetworkAccessPointTypeCode</i> | <i>NA</i> |                                                                                    |
|                                                                            | <i>NetworkAccessPointID</i>       | <i>NA</i> |                                                                                    |

|                                                             |                            |          |                                                           |
|-------------------------------------------------------------|----------------------------|----------|-----------------------------------------------------------|
| <b>Destination</b><br><i>AuditMessage/ActiveParticipant</i> | UserID                     | M        | SOAP endpoint URI.                                        |
|                                                             | <i>AlternativeUserID</i>   | <i>U</i> | <i>not specialized</i>                                    |
|                                                             | <i>UserName</i>            | <i>U</i> | <i>not specialized</i>                                    |
|                                                             | UserIsRequestor            | M        | "false"                                                   |
|                                                             | RoleIDCode                 | M        | EV(110152, DCM, "Destination")                            |
|                                                             | NetworkAccessPointTypeCode | M        | "1" for machine (DNS) name, "2" for IP address            |
|                                                             | NetworkAccessPointID       | M        | the machine name or IP address, as specified in RFC 3881. |

|                                                                      |                              |          |                         |
|----------------------------------------------------------------------|------------------------------|----------|-------------------------|
| <b>Audit Source</b><br><i>AuditMessage/AuditSourceIdentification</i> | <i>AuditSourceID</i>         | <i>U</i> | <i>not specialized.</i> |
|                                                                      | <i>AuditEnterpriseSiteID</i> | <i>U</i> | <i>not specialized</i>  |
|                                                                      | <i>AuditSourceTypeCode</i>   | <i>U</i> | <i>not specialized</i>  |

6280

|                                                                             |                                       |          |                                                              |
|-----------------------------------------------------------------------------|---------------------------------------|----------|--------------------------------------------------------------|
| <b>Patient IDs</b><br><i>(AuditMessage/ParticipantObjectIdentification)</i> | ParticipantObjectTypeCode             | M        | "1" (Person)                                                 |
|                                                                             | ParticipantObjectTypeCodeRole         | M        | "1" (Patient)                                                |
|                                                                             | <i>ParticipantObjectDataLifeCycle</i> | <i>U</i> | <i>not specialized</i>                                       |
|                                                                             | ParticipantObjectIDTypeCode           | M        | EV(2, RFC-3881, "Patient Number")                            |
|                                                                             | <i>ParticipantObjectSensitivity</i>   | <i>U</i> | <i>not specialized</i>                                       |
|                                                                             | ParticipantObjectID                   | M        | the patient ID in HL7 CX format (see ITI TF-2x: appendix E). |
|                                                                             | <i>ParticipantObjectName</i>          | <i>U</i> | <i>not specialized</i>                                       |
|                                                                             | <i>ParticipantObjectQuery</i>         | <i>U</i> | <i>not specialized</i>                                       |
|                                                                             | <i>ParticipantObjectDetail</i>        | M        | Type=II (the literal string), Value=the value of message.id  |

### 3.46.5.1.2 Patient Identifier Cross-reference Consumer audit message:

|              | Field Name | Opt | Value Constraints                 |
|--------------|------------|-----|-----------------------------------|
| <b>Event</b> | EventID    | M   | EV(110110, DCM, "Patient Record") |

|                                                                |                       |   |                                                             |
|----------------------------------------------------------------|-----------------------|---|-------------------------------------------------------------|
|                                                                | EventActionCode       | M | “U” (update)                                                |
|                                                                | EventDateTime         | M | not specialized                                             |
|                                                                | EventOutcomeIndicator | M | not specialized                                             |
|                                                                | EventTypeCode         | M | EV(“ITI-46”, “IHE Transactions”, “PIX Update Notification”) |
| Source (Patient Identifier Cross-reference Manager) (1)        |                       |   |                                                             |
| Destination (Patient Identifier Cross-reference Consumer) (1)  |                       |   |                                                             |
| Audit Source (Patient Identifier Cross-reference Consumer) (1) |                       |   |                                                             |
| Patient IDs(1..n) (represents the components of PID-3)         |                       |   |                                                             |

Where:

|                                                             |                            |   |                                                           |
|-------------------------------------------------------------|----------------------------|---|-----------------------------------------------------------|
| <b>Source</b><br><i>AuditMessage/<br/>ActiveParticipant</i> | UserID                     | M | the content of the <wsa:ReplyTo/> element                 |
|                                                             | AlternativeUserID          | U | not specialized                                           |
|                                                             | UserName                   | U | not specialized                                           |
|                                                             | UserIsRequestor            | M | not specialized                                           |
|                                                             | RoleIDCode                 | M | EV(110153, DCM, “Source”)                                 |
|                                                             | NetworkAccessPointTypeCode | M | “1” for machine (DNS) name, “2” for IP address            |
|                                                             | NetworkAccessPointID       | M | the machine name or IP address, as specified in RFC 3881. |

|                                                                  |                            |   |                                                                                    |
|------------------------------------------------------------------|----------------------------|---|------------------------------------------------------------------------------------|
| <b>Destination</b><br><i>AuditMessage/<br/>ActiveParticipant</i> | UserID                     | M | SOAP endpoint URI.                                                                 |
|                                                                  | AlternativeUserID          | M | the process ID as used within the local operating system in the local system logs. |
|                                                                  | UserName                   | U | not specialized                                                                    |
|                                                                  | UserIsRequestor            | M | “false”                                                                            |
|                                                                  | RoleIDCode                 | M | EV(110152, DCM, “Destination”)                                                     |
|                                                                  | NetworkAccessPointTypeCode | M | “1” for machine (DNS) name, “2” for IP address                                     |
|                                                                  | NetworkAccessPointID       | M | the machine name or IP address, as specified in RFC 3881.                          |

|                                                                           |                       |   |                  |
|---------------------------------------------------------------------------|-----------------------|---|------------------|
| <b>Audit Source</b><br><i>AuditMessage/<br/>AuditSourceIdentification</i> | AuditSourceID         | U | not specialized. |
|                                                                           | AuditEnterpriseSiteID | U | not specialized  |
|                                                                           | AuditSourceTypeCode   | U | not specialized  |

6285

|                                                                                  |                                |   |                                                              |
|----------------------------------------------------------------------------------|--------------------------------|---|--------------------------------------------------------------|
| <b>Patient IDs</b><br><i>(AuditMessage/<br/>ParticipantObjectIdentification)</i> | ParticipantObjectTypeCode      | M | “1” (Person)                                                 |
|                                                                                  | ParticipantObjectTypeCodeRole  | M | “1” (Patient)                                                |
|                                                                                  | ParticipantObjectDataLifeCycle | U | not specialized                                              |
|                                                                                  | ParticipantObjectIDTypeCode    | M | EV(2, RFC-3881, “Patient Number”)                            |
|                                                                                  | ParticipantObjectSensitivity   | U | not specialized                                              |
|                                                                                  | ParticipantObjectID            | M | the patient ID in HL7 CX format (see ITI TF-2x: appendix E). |
|                                                                                  | ParticipantObjectName          | U | not specialized                                              |
|                                                                                  | ParticipantObjectQuery         | U | not specialized                                              |
|                                                                                  | ParticipantObjectDetail        | M | Type=II (the literal string), Value=the value of message.id  |

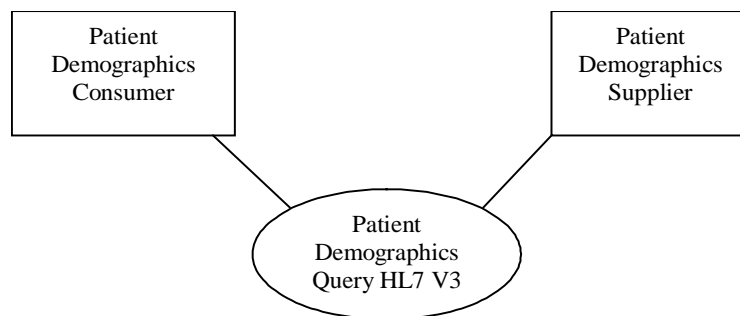
### 3.47 Patient Demographics Query HL7 V3

6290 This section corresponds to Transaction ITI-47 of the IHE Technical Framework. Transaction ITI-47 is used by the Patient Demographics Consumer and Patient Demographics Supplier actors. Additional components to be included if the Pediatric Demographics option is supported are also indicated in ITI TF-2b: 3.47.4.1.2.1 to 3.47.4.1.2.4.

#### 3.47.1 Scope

The scope is identical to ITI TF-2a: 3.21.1.

#### 3.47.2 Use Case Roles



6295

**Actor:** Patient Demographics Consumer

**Role:** Requests a list of patients matching a minimal set of demographic criteria (e.g., ID or partial name) from the Patient Demographics Supplier. Populates its attributes with demographic information received from the Patient Demographics Supplier.

6300

**Corresponding HL7 v3 Application Roles:**

**Person Registry Query Placer (PRPA\_AR201303UV02)**

**Actor:** Patient Demographics Supplier

**Role:** Returns demographic information for all patients matching the demographic criteria provided by the Patient Demographics Consumer.

6305

**Corresponding HL7 v3 Application Roles:**

**Person Registry Query Fulfiller (PRPA\_AR201304UV02)**

#### 3.47.3 Referenced Standards

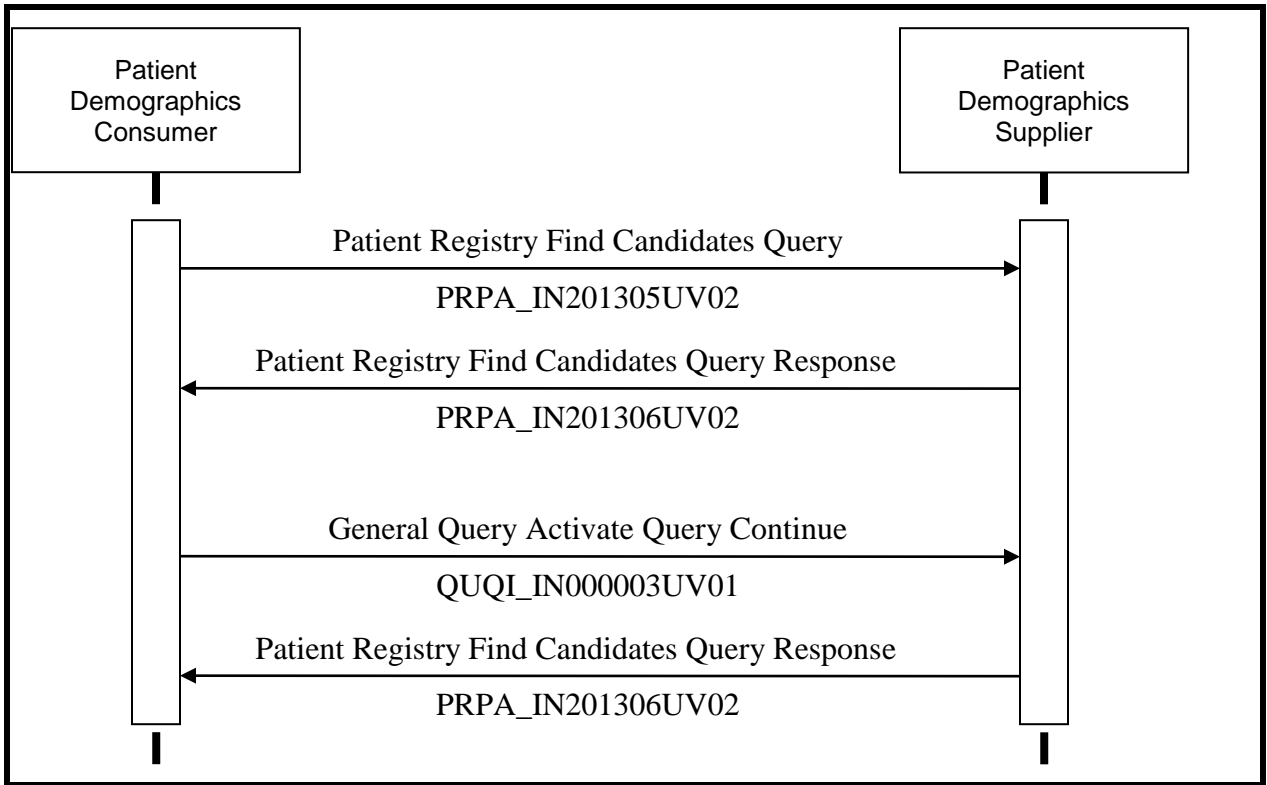
HL7 Version 3 Edition 2008, Patient Administration DSTU, Patient Topic (found at <http://www.hl7.org/memonly/downloads/v3edition.cfm#V32008>)

6310

Implementers of this transaction shall comply with all requirements described in ITI TF-2x: Appendix V Web Services for IHE Transactions.



### 3.47.4 Interaction Diagrams



6315

Figure 3.46.4-1: Find Candidates Query

#### 3.47.4.1 Patient Demographics Query

##### 3.47.4.1.1 Trigger Events

A Patient Demographics Consumer's need to select a patient based on demographic information about patients whose information matches a set of known data will trigger the Patient Demographics Query based on the following HL7 trigger event:

6320

##### **Find Candidates Query (PRPA\_TE201305UV02)**

An application, in the role of Query Placer, sends a query-by-parameter message to request that the application return *all* person records that match the demographic information sent in the query parameters.

6325

##### 3.47.4.1.2 Message Semantics

The Find Candidates Query is supported by the Patient Registry Query by Demographics (PRPA\_MT201306UV02) message. The Patient Demographics Consumer shall generate the query message whenever it needs to select from a list of patients whose information matches a set of demographic data.

- 6330 The components of the Patient Registry Query by Demographics message with cardinality greater than 0 (as shown below) are required, and the detailed description of the message is provided in ITI TF-2b: 3.47.4.1.2.1 to 3.47.4.1.2.4. Additional components to be included if the Pediatric Demographics option is supported are also indicated in ITI TF-2b: 3.47.4.1.2.1 to 3.47.4.1.2.4.
- 6335 The receiver shall respond to the query by sending the Patient Registry Find Candidates Response message (PRPA\_MT201310UV02), which uses the Application Level Acknowledgement transmission wrapper. This satisfies the requirements of original mode acknowledgment; no intermediate Accept Acknowledgement is to be sent. The response message shall contain demographic records that reflect the best fit to all of the search criteria received in
- 6340 the Patient Registry Query by Demographics message.

### **3.47.4.1.2.1 Major Components of the Patient Registry Query by Demographics**

#### **LivingSubjectName Parameter**

- This optional parameter specifies the name of the person whose information is being queried. For this parameter item, a single person name (PN) data item shall be specified in the
- 6345 LivingSubjectName.value attribute. Only certain name parts within the PN data type (e.g., family name) may be specified. If the sender needs to indicate that the name parts specified are not limited to an exact match, then the *use* attribute of the *value* element shall be set to "SRCH". Handling of phonetic issues, alternate spellings, upper and lower case, partial matching, accented characters, etc. if deemed appropriate, is to be supported by the Patient Demographics Supplier rather than by the Patient Demographics Consumer. The Supplier shall return at least all exact
- 6350 matches to the query parameters sent by the Consumer. IHE does not further specify matching requirements, however, the MatchAlgorithm parameter may be used to indicate more specific requirements for the Supplier, based on an existing agreement on allowable values for MatchAlgorithm.value.

#### **6355 LivingSubjectAdministrativeGender Parameter**

This optional parameter specifies the administrative gender of the person whose information is being queried. For this parameter item, a single administrative gender code shall be specified in the LivingSubjectAdministrativeGender.value attribute.

#### **LivingSubjectBirthTime Parameter**

- 6360 This optional parameter specifies the birth data and time of the person whose information is being queried. This parameter can convey an exact moment (e.g., January 1, 1960 @ 03:00:00 EST), an approximate date (e.g., January 1960), or even a range of dates (e.g., December 1, 1959 through March 31, 1960).

#### **PatientAddress Parameter**

- 6365 This optional parameter specifies one or more addresses associated with the person whose information is being queried.

### **LivingSubjectId Parameter**

6370 This optional repeating parameter specifies an identifier associated with the patient whose information is being queried (e.g., a local identifier, or an account identifier). If multiple instances of this parameter are provided in the query, all of the associated identifiers must match. The identifier specified in the LivingSubjectId.value attribute is expressed using the II data type. Please see Appendix E for the use of the II data type for patient identifiers.

### **OtherIDsScopingOrganization Parameter**

6375 This optional repeating parameter specifies the assigning authority/authorities of the Patient Identity Domain(s) for which identifiers are to be returned. The identifier specified in the OtherIDsScopingOrganization.value attribute shall be expressed using the II data type, where the *root* element contains a valid ISO OID, and there is no *extension* element. If no such parameter is supplied, the patient demographics supplier is required to return the identifiers from all Patient Identity Domains known to it. Any parameter value which is not recognized by the target patient information source shall cause an error condition.

6380

Additional components to be included if the Pediatric Demographics option is supported are also indicated below:

### **MothersMaidenName Parameter**

6385 This optional parameter specifies the maiden name of the mother of the person whose information is being queried. For this parameter item, a single person name (PN) data item shall be specified in the Person.value attribute. Within the PN data type, the given name and family name may be specified. If the sender needs to indicate that the name parts specified are not limited to an exact match, then the use attribute of the value element shall be set to "SRCH".

### **PatientTelecom Parameter**

6390 This optional parameter specifies the primary telephone number or email address of the person whose information is being queried.

Additional components to be included if the Pediatric Demographics option is supported are also indicated below:

### **MothersMaidenName Parameter**

6395 This optional parameter specifies the maiden name of the mother of the person whose information is being queried. For this parameter item, a single person name (PN) data item shall be specified in the Person.value attribute. Within the PN data type, the given name and family name may be specified. If the sender needs to indicate that the name parts specified are not limited to an exact match, then the *use* attribute of the *value* element shall be set to "SRCH".

### **PatientTelecom Parameter**

6400 This optional parameter specifies the primary telephone number or email address of the person whose information is being queried.

### 3.47.4.1.2.2 Message Information Model of the Patient Registry Query by Demographics Message

6405

Below is the Message Information Model for the Query by Demographics message, as restricted for this transaction. The purpose of the model is to describe the data elements relevant for this transaction. It is a strict subset of the *Patient Registry Query by Demographics (PRPA\_RM201306UV02) RMIM*. If the Pediatric Demographics option is supported, there are somewhat fewer constraints on the RMIM; these are also indicated.

6410

The base RMIM can be found on the HL7 V3 2008 Edition CD at [Edition2008/domains/uvpa/editable/PRPA\\_RM201306UV.htm](http://www.hl7.org/standard/editions/2008/uvpa/editable/PRPA_RM201306UV.htm). The following restrictions were made on the original RMIMs to arrive at the restricted model:

- Exactly one value attribute shall be present in each parameter
- 6415 • Only the LivingSubjectId, OtherIDsScopingOrganization, and LivingSubjectName parameters can have more than one instance
- The optional attributes ParameterList.id, MatchCriterionList.id, QueryByParameter.responseElementGroupId, QueryByParameter.modifyCode, and QueryByParameter.executionAndDeliveryTime were omitted from the model
- 6420 • QueryByParameter.responsePriorityCode is required and is fixed to I (Immediate)
- QueryByParameter.responseModalityCode is required and is fixed to R (Real Time)
- QueryByParameter.statusCode is defaulted to "new".
- The data type of MatchAlgorithm.value is constrained to ST
- The data type of MinimumDegreeMatch.value is constrained to INT
- 6425 • The data type of LivingSubjectName.value is constrained to PN
- The optional SortControl was omitted from the model
- The optional MatchWeight was omitted from the model
- The following optional parameters were omitted from the model:
  - PatientTelecom (not omitted if Pediatric Demographics option is supported)
  - 6430 • PrincipalCareProviderId
  - PrinicpalCareProvisionId
  - MothersMaidenName (not omitted if Pediatric Demographics option is supported)
  - LivingSubjectDeceasedTime
  - PatientStatusCode
  - 6435 • LivingSubjectBirthPlaceName
  - LivingSubjectBirthPlaceAddress

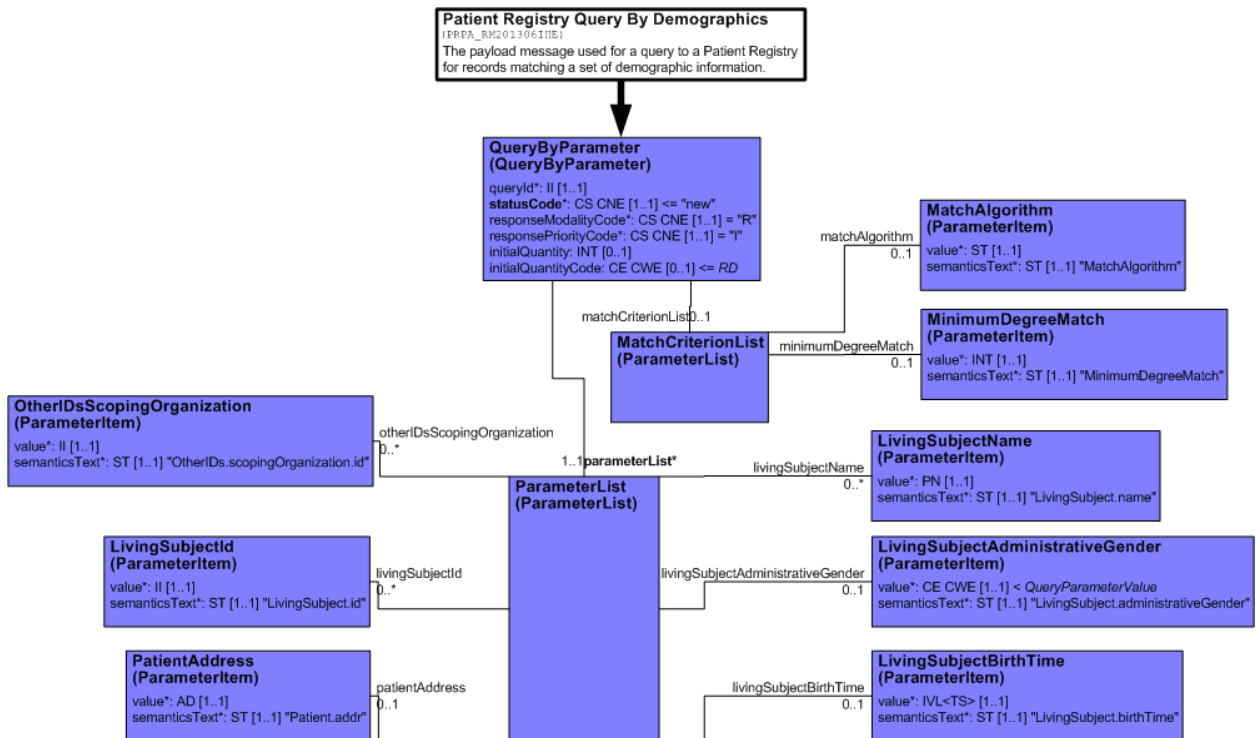


Figure 3.47.4.1.2-1: Message Information Model for the Query by Demographics message

6440 The attributes of this model are described in the following table:

Table 3.47.4.1.2-1: Model Attributes

| <b>PRPA_HD201306IHE</b><br><b>Patient Registry Query by Demographics</b>                     | <b>This HMD extract defines the message used to query a patient registry for records matching a set of demographics information.</b><br><br><b>Derived from Figure 3.47.4.1.2-1 (PRPA_RM201306IHE)</b> |
|----------------------------------------------------------------------------------------------|--------------------------------------------------------------------------------------------------------------------------------------------------------------------------------------------------------|
| <b>QueryByParameter</b>                                                                      | The entry point for the domain content in this query                                                                                                                                                   |
| queryId [1..1]<br>QueryByParameter (II)                                                      | Unique identifier for the query                                                                                                                                                                        |
| statusCode [1..1] (M)<br>QueryByParameter (CS) {CNE:QueryStatusCode, default="new"}          | The status of the query, default is "new"                                                                                                                                                              |
| responseModalityCode [1..1]<br>QueryByParameter (CS) {CNE:ResponseModality, fixed value="R"} | The mode of the response – always real-time.                                                                                                                                                           |
| responsePriorityCode [1..1]<br>QueryByParameter (CS) {CNE:QueryPriority, fixed value="I"}    | The Patient Demographics Supplier is required to send an immediate response.                                                                                                                           |
| initialQuantity [0..1]<br>QueryByParameter (INT)                                             | Defines the maximum size of the response that can be accepted by the requesting application                                                                                                            |
| initialQuantityCode [0..1]                                                                   | Defines the units associated with the initialQuantity; default is                                                                                                                                      |

| <b>PRPA_HD201306IHE</b><br><b>Patient Registry Query by Demographics</b>                  | <b>This HMD extract defines the message used to query a patient registry for records matching a set of demographics information.</b><br><b>Derived from Figure 3.47.4.1.2-1 (PRPA_RM201306IHE)</b>                                                                                                                                                      |
|-------------------------------------------------------------------------------------------|---------------------------------------------------------------------------------------------------------------------------------------------------------------------------------------------------------------------------------------------------------------------------------------------------------------------------------------------------------|
| QueryByParameter (CE) {CWE:QueryRequestLimit, default="RD"}                               | "records".                                                                                                                                                                                                                                                                                                                                              |
| <b>MatchAlgorithm</b>                                                                     | This parameter conveys instructions to the patient demographics supplier specifying the preferred matching algorithm to use                                                                                                                                                                                                                             |
| value [1..1]<br>ParameterItem (ST)                                                        | The name of the algorithm                                                                                                                                                                                                                                                                                                                               |
| semanticsText [1..1]<br>ParameterItem (ST){default= "MatchAlgorithm"}                     |                                                                                                                                                                                                                                                                                                                                                         |
| <b>MinimumDegreeMatch</b>                                                                 | This parameter conveys instructions to the patient demographics supplier specifying minimum degree of match to use in filtering results                                                                                                                                                                                                                 |
| value [1..1]<br>ParameterItem (INT)                                                       | The numeric value of the degree of match                                                                                                                                                                                                                                                                                                                |
| semanticsText [1..1]<br>ParameterItem (ST){default= "MatchAlgorithm"}                     |                                                                                                                                                                                                                                                                                                                                                         |
| <b>LivingSubjectAdministrativeGender</b>                                                  | This query parameter is a code representing the administrative gender of a person in a patient registry.                                                                                                                                                                                                                                                |
| value [1..1]<br>ParameterItem (CE) {CWE:AdministrativeGender}                             |                                                                                                                                                                                                                                                                                                                                                         |
| semanticsText [1..1]<br>ParameterItem (ST){default= "LivingSubject.administrativeGender"} |                                                                                                                                                                                                                                                                                                                                                         |
| <b>LivingSubjectBirthTime</b>                                                             | This query parameter is the birth date of a living subject.                                                                                                                                                                                                                                                                                             |
| value [1..1]<br>ParameterItem (IVL<TS>)                                                   | A date or date range. This parameter can convey an exact moment (e.g., January 1, 1960 @ 03:00:00 EST), an approximate date (e.g., January 1960), or even a range of dates (e.g., December 1, 1959 through March 31, 1960).                                                                                                                             |
| semanticsText [1..1]<br>ParameterItem (ST){default= "LivingSubject.birthTime"}            |                                                                                                                                                                                                                                                                                                                                                         |
| <b>LivingSubjectId</b>                                                                    |                                                                                                                                                                                                                                                                                                                                                         |
| value [1..1] (M)<br>ParameterItem (II)                                                    | A patient identifier, used to assist in finding a match for the query.                                                                                                                                                                                                                                                                                  |
| semanticsText [1..1]<br>ParameterItem (ST){default= "LivingSubject.id"}                   |                                                                                                                                                                                                                                                                                                                                                         |
| <b>LivingSubjectName</b>                                                                  | This query parameter is the name of a person. If multiple instances of LivingSubjectName are provided, the receiver must consider them as possible alternatives, logically connected with an "or".                                                                                                                                                      |
| value [1..1]<br>ParameterItem (PN)                                                        | The name "use" attribute can convey that a name is to be matched using "fuzzy" matching, and does not require exact match. Only some of the name parts may be populated. If, for example, only a family name part of a person's name is sent, then the query would match all persons with that family name regardless of their given names or initials. |
| semanticsText [1..1]<br>ParameterItem (ST){default= "LivingSubject.name"}                 |                                                                                                                                                                                                                                                                                                                                                         |

|                                                                                                 |                                                                                                                                                                                                                           |
|-------------------------------------------------------------------------------------------------|---------------------------------------------------------------------------------------------------------------------------------------------------------------------------------------------------------------------------|
| <p align="center"><b>PRPA_HD201306IHE</b><br/><b>Patient Registry Query by Demographics</b></p> | <p align="center"><b>This HMD extract defines the message used to query a patient registry for records matching a set of demographics information.</b><br/><b>Derived from Figure 3.47.4.1.2-1 (PRPA_RM201306IHE)</b></p> |
| <p><b>PatientAddress</b></p>                                                                    | <p>This query parameter is a postal address for corresponding with a patient</p>                                                                                                                                          |
| <p>value [1..1]<br/>ParameterItem (AD)</p>                                                      |                                                                                                                                                                                                                           |
| <p>semanticsText [1..1]<br/>ParameterItem (ST){default= "Patient.addr" }</p>                    |                                                                                                                                                                                                                           |
| <p><b>OtherIDsScopingOrganization</b></p>                                                       | <p>Optional parameter specifying the assigning authority of a Patient Identity Domain</p>                                                                                                                                 |
| <p>value [1..1]<br/>ParameterItem (II)</p>                                                      | <p>The identifier for a Patient Identity Domain's assigning authority.<br/>IHE restriction:<br/>The value.root attribute SHALL be a valid ISO OID<br/>The value.extension attribute SHALL NOT be present</p>              |
| <p>semanticsText [1..1]<br/>ParameterItem (ST){default= "OtherIDs.scopingOrganization.id" }</p> |                                                                                                                                                                                                                           |

When Pediatric Demographics option is supported, the following sections may be included.

|                                                                                          |                                                                                                                                                                                                                                                                                                                                                                                                                                                                                                            |
|------------------------------------------------------------------------------------------|------------------------------------------------------------------------------------------------------------------------------------------------------------------------------------------------------------------------------------------------------------------------------------------------------------------------------------------------------------------------------------------------------------------------------------------------------------------------------------------------------------|
| <p><b>MothersMaidenName</b></p>                                                          | <p>Design Comments: This query parameter is the maiden name of a focal person's mother. It is included as a parameter because it is a common attribute for confirming the identity of persons in some registries. This parameter does not map to a single RIM attribute, instead, in RIM terms Mother's maiden name is the person name part of "family" with an EntityNamePartQualifier of "birth" for the person who is the player in a PersonalRelationship of type of "mother" to the focal person.</p> |
| <p>value [1..1]<br/>ParameterItem (PN)</p>                                               | <p>Design Comments: A person name. In this case it may consist of only the given name part, the family name part, or both.</p>                                                                                                                                                                                                                                                                                                                                                                             |
| <p>semanticsText [1..1]<br/>ParameterItem (ST){default= "Person.MothersMaidenName" }</p> |                                                                                                                                                                                                                                                                                                                                                                                                                                                                                                            |
| <p><b>PatientTelecom</b></p>                                                             | <p>Design Comments: This query parameter is a telecommunications address for communicating with a living subject in the context of the target patient registry. It could be a telephone number, fax number or even an email address.</p>                                                                                                                                                                                                                                                                   |
| <p>value [1..1]<br/>ParameterItem (TEL)</p>                                              | <p>Design Comments: A telecommunications address. The scheme attribute specifies whether this is a telephone number, fax number, email address, etc.</p>                                                                                                                                                                                                                                                                                                                                                   |

6445 **3.47.4.1.2.3 Control Act and Transmission Wrappers**

Please see ITI TF-2x: Appendix O for details on the IHE guidelines for implementing the wrappers. Table 3.44.4.1.2-2 contains the Transmission and Control Act wrappers used for this interaction, and the associated constraints.

6450

**Table 3.47.4.1.2-7: Wrappers and Constraints**

| Transmission Wrapper                                                                                                                                                                                                    | Trigger Event Control Act Wrapper                                                                                                                                                                                                                                                 |
|-------------------------------------------------------------------------------------------------------------------------------------------------------------------------------------------------------------------------|-----------------------------------------------------------------------------------------------------------------------------------------------------------------------------------------------------------------------------------------------------------------------------------|
| MCCI_MT000100UV01 – Send Message Payload                                                                                                                                                                                | QUQI_MT021001UV01 – Query Control Act Request: Query By Parameter                                                                                                                                                                                                                 |
| <p>The value of interactionId SHALL be set to PRPA_IN201305UV02</p> <p>The value of processingModeCode SHALL be set to T</p> <p>The acceptAckCode SHALL be set to AL</p> <p>There SHALL be only one receiver Device</p> | <p>The value of ControlActProcess.moodCode SHALL be set to EVN</p> <p>The trigger event code in ControlActProcess.code SHALL be set to PRPA_TE201305UV02</p> <p>If an authorOrPerformer participation is present, the value of authorOrPerformer.typeCode SHALL be set to AUT</p> |

The composite message schemas which describe the full payload of this interaction, including the wrappers, can be found online on the IHE FTP site, see ITI TF-2x: Appendix W (the schemas from the HL7 V3 2008 Normative Edition can be found at

[Edition2008/processable/multicacheschemas/PRPA\\_IN201305UV02.xsd](Edition2008/processable/multicacheschemas/PRPA_IN201305UV02.xsd))

#### 6455 3.47.4.1.2.4 Web Services Types and Messages

The Patient Registry Query by Demographics message will be transmitted using Web Services, according to the requirements specified in ITI TF-2x: Appendix V.

The following WSDL naming conventions SHALL apply:

```
query message    -> "PRPA_IN201305UV02_Message"
```

6460 The following WSDL snippet describes the type for this message:

```

...
<types>
<xsd:schema elementFormDefault="qualified" targetNamespace="urn:hl7-org:v3"
xmlns:hl7="urn:hl7-org:v3">
6465 <!-- Include the message schema -->
<xsd:import namespace="urn:hl7-org:v3"
schemaLocation=" ../schema/HL7V3/NE2008/multicacheschemas/PRPA_IN201305UV02.xsd"/>
<xsd:element name="PRPA_IN201305UV02"/>
6470 </xsd:schema>
</types>
...

```

The message is described by the following snippet:

```

...
6475 <message name="PRPA_IN201305UV02_Message">
<part element="hl7:PRPA_IN201305UV02" name="Body"/>
</message>
...

```

6480 The port types for the WSDL describing the Patient Demographics Service are described together with the expected actions of the actors which receive these messages in section ITI TF-2b: 3.47.4.2.3.



### **3.47.4.1.3 Expected Actions**

#### **3.47.4.1.3.1 Immediate Response**

6485 The Patient Demographics Supplier shall immediately return a Find Candidates Response message as specified below in ITI TF-2b: 3.47.4.2. The response message uses the Application Acknowledgement transmission wrapper, as specified in ITI TF-2x: Appendix O.1.3, and no other acknowledgments are part of this transaction.

#### **3.47.4.1.3.2 Query Parameter Processing**

6490 The Patient Demographics Supplier shall be capable of accepting, searching on, and responding with attributes in the Query Person by Demographics message.

6495 Handling of phonetic issues, alternate spellings, upper and lower case, partial matching, accented characters, etc., if deemed appropriate, is to be supported by the Patient Demographics Supplier rather than by the Patient Demographics Consumer. The Supplier shall return at least all exact matches to the query parameters sent by the Consumer; IHE does not further specify matching requirements, except as already discussed in the LivingSubjectName parameter description.

#### **3.47.4.1.3.3 Incremental Response Processing**

The Patient Demographics Supplier, which supports the Continuation Option, shall be capable of accepting and processing the *QueryByParameter.responsePriorityCode* attribute. In particular, the Patient Demographics Supplier shall respond in immediate mode.

6500 Also, the Patient Demographics Supplier shall be able to interpret *QueryByParameter.initialQuantity* to return successive responses of partial lists of records. When processing incremental responses, the Patient Demographics Consumer shall request additional responses using the Query Control Act Request Continue/Cancel message (QUQL\_MT000001UV01), as described in ITI TF-2b: 3.47.4.3.

#### **3.47.4.1.3.4 Web Services Port Type and Binding Definitions**

6505 These definitions are part of the query response message. Please see ITI TF-2b: 3.47.4.2.3 for more information.

#### **3.47.4.1.3.5 Message Examples**

Message examples can be found online on the IHE FTP site, see ITI TF-2x: Appendix W.

### **3.47.4.2 Patient Demographics Query Response**

#### **3.47.4.2.1 Trigger Events**

The Patient Demographics Supplier's response to the Find Candidates Query message is triggered by the following trigger:

#### **Find Candidates Response (PRPA\_TE201306UV02)**

6515 An application returns a Patient Registry Find Candidates Response message populated with information it holds for *each* person whose record matches the demographic information sent as parameters in a query-by-parameter message.

#### **3.47.4.2.2 Message Semantics**

6520 The Patient Registry Find Candidates Response message (PRPA\_MT201310UV02) is sent by the Patient Demographics Supplier in direct response to the query (PRPA\_MT201306UV02) or, if the Continuation Option is supported, the query continuation (QUQI\_MT000001UV01) message previously received. The components of the message with cardinality greater than 0 (as shown below) are required, and the detailed description of the message is provided in ITI TF-2b: 3.47.4.2.2.1 to 3.47.4.2.2.4. All other attributes of the message are optional.

##### **3.47.4.2.2.1 Major Components of the Patient Registry Find Candidates Response Message**

This message shares all the major components of the Patient Activate/Revise messages, as described in ITI TF-2b: 3.44.4.1.2.1. The only additional component is the QueryMatchObservation class.

##### **6530 Query Match Observation**

The *QueryMatchObservation* class is used to convey information about the quality of the match for each record returned by the query response.

##### **3.47.4.2.2.2 Message Information Model of the Patient Registry Find Candidates Response Message**

6535 Below is the Message Information Model for the Patient Registry Find Candidates Response message, as restricted for this transaction. The purpose of the model is to describe the data elements relevant for this transaction. It is a strict common subset of the *Patient Registry Find Candidates Response (PRPA\_RM201310UV02)* RMIM.

6540 The base RMIM can be found on the HL7 V3 2008 Edition CD at [Edition2008/domains/uvpa/editable/PRPA\\_RM201310UV.htm](#). The following restrictions were made on the original RMIMs to arrive at the restricted model:

- The focal entity choice is restricted to be only a person
- The relationship holder of the personal relationship is restricted to be a person (using CMET COCT\_MT030207UV)
- The following roles are omitted:
  - asPatientOfOtherProvider
  - birthPlace
  - guarantor
  - guardian

- 6550
- contactParty
  - asMember
  - careGiver
  - asStudent
- 6555
- The following participations are omitted:
  - subjectOf (administrativeObservation)
  - coveredPartyOf (coverage)

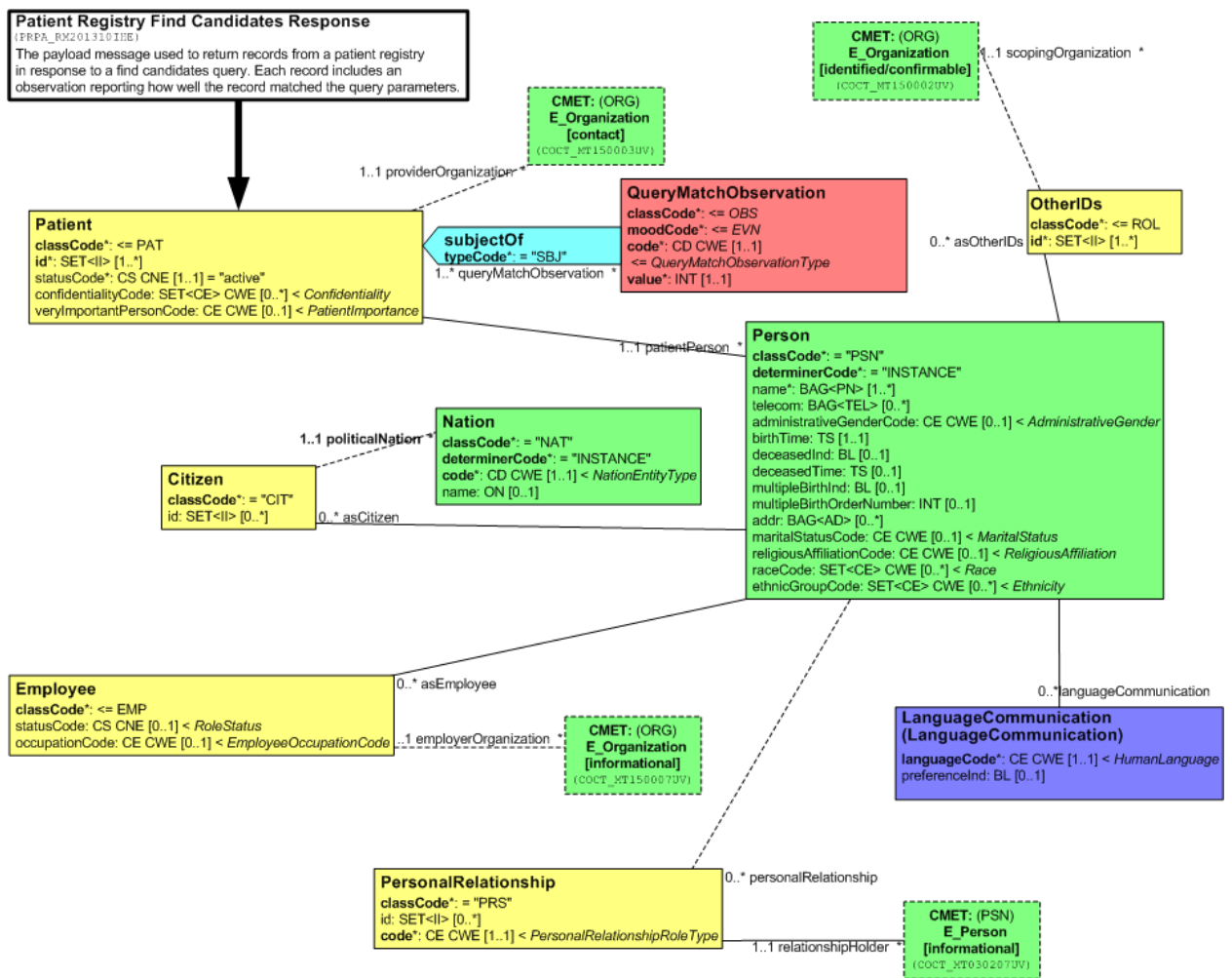


Figure 3.47.4.2.2-1: Message Information Model for the Patient Registry Find Candidates Response message

6560

The attributes of this model are described in the following table. Note that CMETs are not discussed, as the HL7 definitions for them are being used.

Table 3.47.4.2.2-8: Model Attributes

| <b>PRPA_HD201310IHE<br/>Patient Registry Find Candidates<br/>Response</b>        | <b>This HMD extract defines the message used to<br/>return records from a patient registry in response<br/>to a Find Candidates Query.<br/><br/>Derived from Figure 3.47.4.2.2-1<br/>(PRPA_RM201310IHE)</b>                                                                   |
|----------------------------------------------------------------------------------|-------------------------------------------------------------------------------------------------------------------------------------------------------------------------------------------------------------------------------------------------------------------------------|
| <b>Patient</b>                                                                   | The primary record for the focal person in a Patient Demographics Supplier                                                                                                                                                                                                    |
| classCode [1..1] (M)<br>Patient (CS) {CNE:PAT}                                   | Structural attribute; this is a "patient" role                                                                                                                                                                                                                                |
| id [1..*] (M)<br>Patient (SET<II>)                                               | Patient identifiers. Patient Identifiers from different Identity Domains may be contained either here, or in the OtherIDs.id attributes, but not in both places. At least one Patient Identifier shall be present in this attribute                                           |
| statusCode [1..1]<br>Patient (CS) {CNE:active, fixed value= "active"}            | A value specifying the state of this record in a patient registry (based on the RIM role class state-machine). This record is active.                                                                                                                                         |
| confidentialityCode [0..*]<br>Patient (SET<CE>) {CWE:Confidentiality}            | Value(s) that control the disclosure of information about this living subject as a patient                                                                                                                                                                                    |
| veryImportantPersonCode [0..1]<br>Patient (CE) {CWE:PatientImportance}           | A code specifying the patient's special status granted by the scoper organization, often resulting in preferred treatment and special considerations. Examples include board member, diplomat.                                                                                |
| <b>Person</b>                                                                    | A subtype of LivingSubject representing a human being<br>Either Person.name or Patient.id must be non-null                                                                                                                                                                    |
| classCode [1..1] (M)<br>Person (CS) {CNE:PSN, fixed value= "PSN"}                | Structural attribute; this is a "person" entity                                                                                                                                                                                                                               |
| determinerCode [1..1] (M)<br>Person (CS) {CNE:INSTANCE, fixed value= "INSTANCE"} | Structural attribute; this is a specific person                                                                                                                                                                                                                               |
| name [1..*]<br>Person (BAG<PN>)                                                  | Name(s) for this person                                                                                                                                                                                                                                                       |
| telecom [0..*]<br>Person (BAG<TEL>)                                              | Telecommunication address(es) for communicating with this person                                                                                                                                                                                                              |
| administrativeGenderCode [0..1]<br>Person (CE) {CWE:AdministrativeGender}        | A value representing the gender (sex) of this person. Note: this attribute does not include terms related to clinical gender which is a complex physiological, genetic and sociological concept that requires multiple observations in order to be comprehensively described. |
| birthTime [0..1]<br>Person (TS)                                                  | The date and time this person was born                                                                                                                                                                                                                                        |
| deceasedInd [0..1]<br>Person (BL)                                                | An indication that this person is dead                                                                                                                                                                                                                                        |
| deceasedTime [0..1]<br>Person (TS)                                               | The date and time this person died                                                                                                                                                                                                                                            |
| multipleBirthInd [0..1]<br>Person (BL)                                           | An indication that this person was part of a multiple birth                                                                                                                                                                                                                   |
| multipleBirthOrderNumber [0..1]                                                  | The order in which this person was born if part of a multiple birth                                                                                                                                                                                                           |

| <b>PRPA_HD201310IHE<br/>Patient Registry Find Candidates<br/>Response</b>              | <b>This HMD extract defines the message used to<br/>return records from a patient registry in response<br/>to a Find Candidates Query.<br/><br/>Derived from Figure 3.47.4.2.2-1<br/>(PRPA_RM201310IHE)</b>                   |
|----------------------------------------------------------------------------------------|-------------------------------------------------------------------------------------------------------------------------------------------------------------------------------------------------------------------------------|
| Person (INT)                                                                           |                                                                                                                                                                                                                               |
| addr [0..*]<br>Person (BAG<AD>)                                                        | Address(es) for corresponding with this person                                                                                                                                                                                |
| maritalStatusCode [0..1]<br>Person (CE) {CWE:MaritalStatus}                            | A value representing the domestic partnership status of this person                                                                                                                                                           |
| religiousAffiliationCode [0..1]<br>Person (CE) {CWE:ReligiousAffiliation}              | A value representing the primary religious preference of this person                                                                                                                                                          |
| raceCode [0..*]<br>Person (SET<CE>) {CWE:Race}                                         | A set of values representing the races of this person                                                                                                                                                                         |
| ethnicGroupCode [0..*]<br>Person (SET<CE>) {CWE:Ethnicity}                             | A set of values representing the ethnic groups of this person                                                                                                                                                                 |
| <b>OtherIDs</b>                                                                        | Used to capture additional identifiers for the person such as a Drivers' license or Social Security Number.                                                                                                                   |
| classCode [1..1] (M)<br>Role (CS) {CNE:ROL}                                            | Structural attribute. This can be any specialization of "role" except for Citizen, or Employee.,                                                                                                                              |
| id [1..*] (M)<br>Role (SET<II>)                                                        | One or more identifiers issued to the focal person by the associated scopingOrganization (e.g., identifiers from a different Patient Identity Domain).                                                                        |
| <b>PersonalRelationship</b>                                                            | A personal relationship between the focal living subject and another living subject                                                                                                                                           |
| classCode [1..1] (M)<br>Role (CS) {CNE:PRS, fixed value= "PRS"}                        | Structural attribute; this is a "personal relationship" role                                                                                                                                                                  |
| id [0..*]<br><a href="#">Role (SET&lt;II&gt;)</a>                                      | Identifier(s) for this personal relationship                                                                                                                                                                                  |
| code [1..1] (M)<br>Role (CE) {CWE:PersonalRelationshipRoleType}                        | A required value specifying the type of personal relationship between the relationshipHolder and the scoping living subject drawn from the PersonalRelationshipRoleType domain, for example, spouse, parent, unrelated friend |
| <b>Citizen</b>                                                                         | Used to capture person information relating to citizenship.                                                                                                                                                                   |
| classCode [1..1] (M)<br>Role (CS) {CNE:CIT, fixed value= "CIT"}                        | Structural attribute; this is a "citizen" role                                                                                                                                                                                |
| id [0..*]<br>Role (SET<II>)                                                            | Identifier(s) for the focal person as a citizen of a nation                                                                                                                                                                   |
| <b>Nation</b>                                                                          | A politically organized body of people bonded by territory and known as a nation.                                                                                                                                             |
| classCode [1..1] (M)<br>Organization (CS) {CNE:NAT, fixed value= "NAT"}                | Structural attribute; this is a 'nation' type of entity                                                                                                                                                                       |
| determinerCode [1..1] (M)<br>Organization (CS) {CNE:INSTANCE, fixed value= "INSTANCE"} | Structural attribute; this is a specific entity                                                                                                                                                                               |

| <p align="center"><b>PRPA_HD201310IHE<br/>Patient Registry Find Candidates<br/>Response</b></p> | <p align="center"><b>This HMD extract defines the message used to<br/>return records from a patient registry in response<br/>to a Find Candidates Query.<br/>Derived from Figure 3.47.4.2.2-1<br/>(PRPA_RM201310IHE)</b></p>                                                                                                                                          |
|-------------------------------------------------------------------------------------------------|-----------------------------------------------------------------------------------------------------------------------------------------------------------------------------------------------------------------------------------------------------------------------------------------------------------------------------------------------------------------------|
| code [1..1] (M)<br>Organization (CD) {CWE:NationEntityType}                                     | A value that identifies a nation state                                                                                                                                                                                                                                                                                                                                |
| name [0..1]<br>Organization (ON)                                                                | A non-unique textual identifier or moniker for this nation                                                                                                                                                                                                                                                                                                            |
| <p><b>Employee</b></p>                                                                          | A relationship of the focal person with an organization to receive wages or salary. The purpose of this class is to identify the type of relationship the employee has to the employer rather than the nature of the work actually performed. For example, it can be used to capture whether the person is a Military Veteran or not..                                |
| classCode [1..1] (M)<br>Employee (CS) {CNE:EMP}                                                 | Structural attribute; this is an "employee" role                                                                                                                                                                                                                                                                                                                      |
| statusCode [0..1]<br>Employee (CS) {CNE:RoleStatus}                                             | A value specifying the state of this employment relationship (based on the RIM Role class state-machine), for example, active, suspended, terminated.                                                                                                                                                                                                                 |
| occupationCode [0..1]<br>Employee (CE) {CWE:EmployeeOccupationCode}                             | A code qualifying the classification of kind-of-work based upon a recognized industry or jurisdictional standard. OccupationCode is used to convey the person's occupation as opposed to jobClassCode (not used in this transaction) which characterizes this particular job. For example, it can be used to capture whether the person is a Military Veteran or not. |
| <p><b>LanguageCommunication</b></p>                                                             | A language communication capability of the focal person                                                                                                                                                                                                                                                                                                               |
| languageCode [1..1] (M)<br>LanguageCommunication (CE)<br>{CWE:HumanLanguage}                    | A value representing a language for which the focal person has some level of proficiency for written or spoken communication. Examples: Spanish, Italian, German, English, American Sign                                                                                                                                                                              |
| preferenceInd [0..1]<br>LanguageCommunication (BL)                                              | An indicator specifying whether or not this language is preferred by the focal person for the associated mode                                                                                                                                                                                                                                                         |
| <p>QueryMatchObservation</p>                                                                    | Used to convey information about the quality of the match for each record.                                                                                                                                                                                                                                                                                            |
| classCode [1..1] (M)<br>Observation (CS) {CNE:, default= "OBS"}                                 | Structural attribute – this is an observation                                                                                                                                                                                                                                                                                                                         |
| moodCode [1..1] (M)<br>Observation (CS) {CNE:, default= "EVN"}                                  | Structural attribute – this is an event                                                                                                                                                                                                                                                                                                                               |
| code [1..1] (M)<br>Observation (CD)<br>{CWE:QueryMatchObservationType}                          | A code, identifying this observation as a query match observation.                                                                                                                                                                                                                                                                                                    |
| value [1..1] (M)<br>QueryMatchObservation (INT)                                                 | A numeric value indicating the quality of match for this record. It shall correspond to the MinimumDegreeMatch.value attribute of the original query, and it shall have the same meaning (e.g., percentage, indicating confidence in the match).                                                                                                                      |

6565 **3.47.4.2.2.3 Control Act and Transmission Wrappers**

Please see ITI TF-2x: Appendix O for details on the IHE guidelines for implementing the wrappers. Table 3.44.4.1.2-2 contains the Transmission and Control Act wrappers used for this interaction, and the associated constraints.

6570 **Table 3.47.4.4.2-9: Wrappers and Constraints**

| Transmission Wrapper                                                                                                                                                                                 | Trigger Event Control Act Wrapper                                                                                                                                                                                                                                                                                                                                                                                                                                                                                                                                                                                                                                                                                                                                         |
|------------------------------------------------------------------------------------------------------------------------------------------------------------------------------------------------------|---------------------------------------------------------------------------------------------------------------------------------------------------------------------------------------------------------------------------------------------------------------------------------------------------------------------------------------------------------------------------------------------------------------------------------------------------------------------------------------------------------------------------------------------------------------------------------------------------------------------------------------------------------------------------------------------------------------------------------------------------------------------------|
| MCCI_MT000300UV01 – Send Application Acknowledgement                                                                                                                                                 | MFMI_MT700711UV01 – Master File/Registry Query Response Control Act (Role Subject)                                                                                                                                                                                                                                                                                                                                                                                                                                                                                                                                                                                                                                                                                        |
| The value of interactionId SHALL be set to PRPA_IN201306UV02<br>The value of processingModeCode SHALL be set to T<br>The acceptAckCode SHALL be set to NE<br>There SHALL be only one receiver Device | The value of ControlActProcess.moodCode SHALL be set to EVN<br>The trigger event code in ControlActProcess.code SHALL be set to PRPA_TE201306UV02<br>There SHALL be zero or more RegistrationEvents present in this message.<br>For each matching record returned, there SHALL be exactly one RegistrationEvent present in this message.<br>If a RegistrationEvent is part of the message, there SHALL be exactly one Patient role present in the payload.<br>There SHALL be no replacementOf act-relationship present in this message<br>There SHALL be a QueryByParameter copy of the original query.<br>The QueryAck.resultTotalQuantity, QueryAck.resultCurrentQuantity, and QueryAck.resultRemainingQuantity attributes SHALL have the appropriate values populated. |

The composite message schemas which describe the full payload of this interaction, including the wrappers, can be found online on the IHE FTP site, see ITI TF-2x: Appendix W (the schemas from the HL7 V3 2008 Normative Edition can be found at

6575 [Edition2008/processable/multicacheschemas/PRPA\\_IN201306UV02.xsd](http://www.hl7.org/standard/2008/processable/multicacheschemas/PRPA_IN201306UV02.xsd)).

**3.47.4.2.2.4 Web Services Types and Messages**

The Patient Registry Query by Demographics message will be transmitted using Web Services, according to the requirements specified in ITI TF-2x: Appendix V.

The following WSDL naming conventions SHALL apply:

6580 `response message -> "PRPA_IN201306UV02_Message"`

The following WSDL snippet describes the type for these message:

6585 `...
 <types>
 <xsd:schema elementFormDefault="qualified" targetNamespace="urn:hl7-org:v3"
 xmlns:hl7="urn:hl7-org:v3">
 <!-- Include the message schema -->`

```

6590 <xsd:import namespace="urn:hl7-org:v3"
schemaLocation=" ../schema/HL7V3/NE2008/multicacheschemas/PRPA_IN201306UV02.xsd"/>
<xsd:element name="PRPA_IN201306UV02"/>
</xsd:schema>
</types>

```

The message is described by the following snippet:

```

6595 ...
<message name="PRPA_IN201306UV02_Message">
<part element="hl7:PRPA_IN201306UV02" name="Body"/>
</message>
...

```

### 6600 3.47.4.2.3 Expected Actions

The Patient Demographics Supplier shall perform the matching of patient data based on the query parameter values it receives. The information provided by the Patient Demographics Supplier to Patient Demographics Consumers is a list of possible matching patients from the patient information source associated with the value that the Consumer sent in the *Device* class of the transmission wrapper of the query message.

If *OtherIDsScopingOrganization* parameters were part of the query, and they were recognized by the Patient Demographics Supplier as identifying known Patient Identity Domains, the response will also, for each patient, contain any Patient ID values found in the specified domains.

The mechanics of the matching algorithms used are internal to the Patient Demographics Supplier and are outside of the scope of this framework.

The Patient Demographics Supplier shall respond to the query request as described by the following 3 cases:

**Case 1** The Patient Demographics Supplier finds (in the patient information source associated with *Receiver.Device* in the query transmission wrapper) at least one patient record matching the criteria sent in the query parameters. There were no *OtherIDsScopingOrganization* parameters in the query.

**AA** (application accept) is returned in *Acknowledgement.typeCode* (transmission wrapper).

**OK** (data found, no errors) is returned in *QueryAck.queryResponseCode* (control act wrapper)

One *RegistrationEvent* (and the associated Patient role, subject of that event) is returned from the patient information source for each patient record found. If the Patient Demographics Supplier returns data for multiple patients, it shall return these data in successive occurrences of the *RegistrationEvent* class within the transmission wrapper.

For each patient, one or more identifiers from the Patient ID Domain associated with the target patient information source identified by *Receiver.Device* are represented as *Patient.id* attributes.

If an incremental number of records are specified in *QueryByParamter.initialQuantity* (i.e., the Consumer supports the Continuation option), and the number of records to be sent exceeds that incremental number, the Supplier shall return only up to the incremental number of records. If



6630 the Supplier supports the Continuation option, it shall correctly populate the *resultTotalQuantity*, *resultCurrentQuantity*, and *resultRemainingQuantity* attributes of the *QueryAck* class in the control act wrapper. If the Supplier does not support the Continuation option, in addition to returning only up to the incremental number of records requested, it shall return AE (application error in the Acknowledgement.typeCode (transmission wrapper) and AE (application error) is returned in QueryAck.queryResponseCode (control act wrapper).

6635 The Consumer may then send a query continuation message as a subsequent query request for the next increment of responses.

**Case 2:** The Patient Demographics Supplier finds (in the patient information source associated with *Receiver.Device* in the query transmission wrapper) at least one patient record matching the criteria sent in the query parameters. One or more *OtherIDsScopingOrganization* parameters are present in the query; the Supplier recognizes all the requested domains.

6640 **AA** (application accept) is returned in *Acknowledgement.typeCode* (transmission wrapper).

**OK** (data found, no errors) is returned in *QueryAck.queryResponseCode* (control act wrapper)

6645 One *RegistrationEvent* (and the associated *Patient* role, subject of that event) is returned from the patient information source for each patient record found. If the Patient Demographics Supplier returns data for multiple patients, it shall return these data in successive occurrences of the *RegistrationEvent* class within the transmission wrapper.

6650 For each patient, the identifiers from all the Patient ID Domains requested via the *OtherIDsScopingOrganization* parameter are returned either as values of the *Patient.id* attribute, or as values of the *OtherIDs.id* attribute. The same patient identifier value shall not appear in both the *Patient.id* and *OtherIDs.id* attributes. The Patient Demographics consumer shall consider the identifiers from both places as equivalently valid. If the Patient Demographics supplier cannot provide a patient ID for some of the requested Patient ID Domains, then an *OtherIDs.id* attribute shall have an appropriate null value, and the *ScopingOrganization* class shall identify the corresponding domain.

6655 If an incremental number of records are specified in *QueryByParamter.initialQuantity*, and the number of records to be sent exceeds that incremental number, and the Patient Demographics Supplier supports the Continuation Option, the Supplier returns only the incremental number of records, correctly populating the *resultTotalQuantity*, *resultCurrentQuantity*, and *resultRemainingQuantity* attributes of the *QueryAck* class in the control act wrapper. The consumer will sent a query continuation message as a subsequent query request for the next increment of responses. If the Supplier does not support the Continuation Option, then AE (application error) is returned in the Acknowledgement.typeCode (transmission wrapper) and AE (application error) is returned in QueryAck.queryResponseCode (control act wrapper).

6660 **Case 3:** The Patient Demographics Supplier does not recognize one or more *OtherIDsScopingOrganization* parameters as representing valid Patient Identity Domains.

6665 **AE** (application error) is returned in *Acknowledgement.typeCode* (transmission wrapper) and in *QueryAck.queryResponseCode* (control act wrapper).

No *RegistrationEvent* is returned.

The queried-for patient identification domains are returned in the *QueryByParameter* parameter list (control act wrapper).

6670 For each domain that was not recognized, an AcknowledgmentDetail class is returned in which the attributes typeCode, code, and location are valued as follows:

| Attribute | VALUE                                                                                                                                       |
|-----------|---------------------------------------------------------------------------------------------------------------------------------------------|
| typeCode  | E                                                                                                                                           |
| code      | 204 (Unknown Key Identifier)                                                                                                                |
| location  | XPath expression for the value element of the OtherIDsScopingOrganization parameter (which includes the repetition number of the parameter) |

### 3.47.4.2.3.1 Web Services Port Type and Binding Definitions

**IHE-WSP201) The attribute /wsdl:definitions/@name SHALL be “PDSupplier”.**

6675 The following WSDL naming conventions SHALL apply:

```

wsdl:definitions/@name="PDSupplier":
patient demographics query    -> "PRPA_IN201305UV02_Message"
patient demographics response -> "PRPA_IN201306UV02_Message"
continuation query           -> "QUQI_IN000003UV01_Message"
6680 accept acknowledgement   -> "MCCI_IN000002UV01_Message"
portType                     -> "PDSupplier_PortType"
get candidates operation      -> "PDSupplier_PRPA_IN201305UV02"
continuation operation        ->
"PDSupplier_PRPA_IN201305UV02_Continue"
6685 cancel operation          -> "PDSupplier_PRPA_IN201305UV02_Cancel"
SOAP 1.2 binding             -> "PDSupplier_Binding_Soap12"
SOAP 1.2 port                -> "PDSupplier_Port_Soap12"

```

6690 The following WSDL snippets specify the Patient Demographics Query Port Type and Binding definitions, according to the requirements specified in ITI TF-2x: Appendix V.

#### 3.47.4.2.3.1.1 Port Type

```

<portType name="PDSupplier_PortType">
  <operation name="PDSupplier_PRPA_IN201305UV02">
6695 <input message="tns:PRPA_IN201305UV02_Message" wsaw:Action="urn:hl7-
org:v3:PRPA_IN201305UV02"/>
<output message="tns:PRPA_IN201306UV02_Message" wsaw:Action="urn:hl7-
org:v3:PRPA_IN201306UV02"/>
</operation>
6700 <operation name="PDSupplier_QUQI_IN000003UV01_Continue">
<input message="tns:QUQI_IN000003UV01_Message" wsaw:Action="urn:hl7-
org:v3:QUQI_IN000003UV01_Continue"/>
<output message="tns:PRPA_IN201306UV02_Message" wsaw:Action="urn:hl7-
org:v3:PRPA_IN201306UV02"/>
6705 </operation>
  <operation name="PIXManager_QUQI_IN000003UV01_Cancel">
<input message="tns:QUQI_IN000003UV01_Message" wsaw:Action="urn:hl7-org:v3:
QUQI_IN000003UV01_Cancel"/>

```

```

6710 <output message="tns:MCCI_IN000002UV01_Message" wsaw:Action="urn:hl7-
org:v3:MCCI_IN000002UV01"/>
</operation>
</portType>

```

### 3.47.4.2.3.1.2 Bindings

SOAP 1.2 binding:

```

6715 ...
<binding name="PDSupplier_Binding_Soap12" type="PDSupplier_PortType">
<wssoap12:binding style="document"
transport="http://schemas.xmlsoap.org/soap/http"/>
<operation name="PDSupplier_PRPA_IN201305UV02">
6720 <wssoap12:operation soapAction="urn:hl7-org:v3:PRPA_IN201305UV02"/>
<input>
<wssoap12:body use="literal"/>
</input>
<output>
6725 <wssoap12:body use="literal"/>
</output>
</operation>
<operation name="PDSupplier_QUQI_IN000003UV01_Continue">
<wssoap12:operation soapAction="urn:hl7-
6730 org:v3:QUQI_IN000003UV01_Continue"/>
<input>
<wssoap12:body use="literal"/>
</input>
<output>
6735 <wssoap12:body use="literal"/>
</output>
</operation>
<operation name="PDSupplier_QUQI_IN000003UV01_Cancel">
<wssoap12:operation soapAction="urn:hl7-org:v3:
6740 QUQI_IN000003UV01_Cancel"/>
<input>
<wssoap12:body use="literal"/>
</input>
<output>
6745 <wssoap12:body use="literal"/>
</output>
</operation>
</binding>
...
6750

```

An informative WSDL for the Patient Demographics Supplier implementing the PDQV3 profile is available online on the IHE FTP site, see ITI TF-2x: Appendix W.

### 3.47.4.2.3.2 Message Examples

Message examples can be found online on the IHE FTP site, see ITI TF-2x: Appendix W.

6755 **3.47.4.3 Patient Demographics Query HL7V3 Continuation**

**3.47.4.3.1 Trigger Events**

A Patient Demographics Consumer's need to get another set of matching records to a previously sent Patient Demographics query will trigger the Patient Demographics Query Continuation based on the following HL7 trigger event:

6760 **Query General Activate Query Continuation (QUQL\_TE000003UV01)**

An application, in the role of Query Placer, sends a query continuation message to request that the application return up to a specified number of matching records based on a previous demographics query.

**3.47.4.3.2 Message Semantics**

6765 The Query continuation is supported by the Query Control Act Request Continue / Cancel (QUQL\_MT000001UV01) message. The Patient Demographics Consumer shall generate the continuation message whenever it needs to receive another set of matching records based on the results of a previously sent query.

6770 If the Supplier supports the Continuation Option, it shall respond to the continuation request by sending the Patient Registry Find Candidates Response message (PRPA\_MT201310), which uses the Application Level Acknowledgement transmission wrapper. This satisfies the requirements of original mode acknowledgment; no intermediate Accept Acknowledgement is to be sent.

6775 If a cancellation request is sent by the Patient Demographics Consumer, then the receiver shall respond by sending an Accept Acknowledgement (see ITI TF-2x: Appendix O for the descriptions of the Accept Acknowledgement transmission wrapper).

**3.47.4.3.2.1 Major Components of the Query Continuation Message**

This message contains no domain payload, it is built from a transmission and control act wrappers.

6780 **3.47.4.3.2.2 Message Information Model of the Query Continuation Message**

Please see ITI TF-2x: Appendix O for the description of the transmission and control act wrappers used by this message. The next section discusses the wrappers, and the specific constraints relevant to this transaction.

**3.47.4.3.2.3 Control Act and Transmission Wrappers**

6785 Please see ITI TF-2x: Appendix O for details on the IHE guidelines for implementing the wrappers. Table 3.47.4.3.2-1 contains the Transmission and Control Act wrappers used for this interaction, and the associated constraints.

**Table 3.47.4.3.2-1: Wrappers and Constraints**

| Transmission Wrapper                                                                                                                                                                                                                                                                                                                                                                   | Trigger Event Control Act Wrapper                                                                                                                                        |
|----------------------------------------------------------------------------------------------------------------------------------------------------------------------------------------------------------------------------------------------------------------------------------------------------------------------------------------------------------------------------------------|--------------------------------------------------------------------------------------------------------------------------------------------------------------------------|
| MCCI_MT000300UV01 – Send Application Acknowledgement                                                                                                                                                                                                                                                                                                                                   | QUQI_MT000001UV01 – Query Control Act Request Continue / Cancel                                                                                                          |
| <p>The value of interactionId SHALL be set to QUQI_IN000003UV01</p> <p>The value of processingModeCode SHALL be set to T</p> <p>The acceptAckCode SHALL be set to AL</p> <p>There SHALL be only one receiver Device</p> <p>The Acknowledgement.typeCode SHALL be set to AA</p> <p>The TargetMessage.id SHALL be the message ID of the immediately preceding Query response message</p> | <p>The trigger event code in ControlActProcess.code SHALL be set to PRPA_TE000003UV01</p> <p>QueryContinuation.queryId SHALL be set to the original query identifier</p> |

6790 The composite message schemas which describe the full payload of this interaction, including the wrappers, can be found online on the IHE FTP site, see ITI TF-2x: Appendix W (the schemas from the HL7 V3 2008 Normative Edition can be found at [Edition2008/processable/multicacheschemas/QUQI\\_IN000003UV01.xsd](http://www.ihe.org/HL7V3/2008/NormativeEdition/processable/multicacheschemas/QUQI_IN000003UV01.xsd))

#### 3.47.4.3.2.4 Web Services Types and Messages

6795 The Query Continuation message will be transmitted using Web Services, according to the requirements specified in ITI TF-2x: Appendix V.

The following WSDL naming conventions SHALL apply:

```
query continuation    -> "QUQI_IN000003UV01_Message"
```

The following WSDL snippet describes the type for this message:

```
6800  ...
      <types>
<xsd:schema elementFormDefault="qualified" targetNamespace="urn:hl7-org:v3"
xmlns:hl7="urn:hl7-org:v3">
<!-- Include the message schema -->
6805  <xsd:import namespace="urn:hl7-org:v3"
schemaLocation=" ../schema/HL7V3/NE2008/multicacheschemas/QUQI_IN000003UV01.xsd"/>
<xsd:element name="QUQI_IN000003UV01"/>
</xsd:schema>
6810  </types>
      ...
```

The message is described by the following snippet:

```
6815  ...
      <message name="QUQI_IN000003UV01_Message">
<part element="hl7:QUQI_IN000003UV01" name="Body"/>
</message>
      ...
```

6820 The port types for the WSDL describing the Patient Demographics Service are described together with the expected actions of the actors which receive these messages in section ITI TF-2b: 3.47.4.2.3.

### 3.47.4.3.3 Expected Actions

6825 If a number of records is specified in the *initialQuantity* of the original quantity, and the Patient Demographics Supplier supports the Continuation Option, the Patient Demographics Supplier Actor shall return an incremental response of that number of records when the number of  
6830 matching records it finds exceeds the number of records specified. In subsequent query continuation messages, the Patient Demographics Consumer may specify a different number of records to be returned from now on for this query session by populating the *continuationQuantity* attribute. In addition, the consumer may specify from which record the next set of matches should start by populating the *startResultNumber* attribute. If the Patient Demographics Supplier does not support the Continuation Option and the number of matching records to the original query exceeds the number specified, then, in addition to returning up to that number of records, the Supplier shall return AE (application error) in the Acknowledgement.typeCode (transmission wrapper) and AE (application error) in QueryAck.queryResponseCode (control act wrapper).

6835 The Patient Demographics Supplier shall always populate the *resultTotalQuantity*, *resultCurrentQuantity*, and *resultRemainingQuantity* in the *QueryAck* class. This information will indicate to the Patient Demographics Consumer whether there are any remaining records to be returned in subsequent continuations.

6840 The Patient Demographics Consumer shall indicate a query session cancellation by sending a continuation message, and setting the continuationQuantity attribute to 0, and setting the statusCode to "aborted". In such case, the Patient Demographics Supplier shall respond with an Accept Acknowledgement (as described in ITI TF-2x: Appendix O).

6845 Sending a query cancellation message is optional. The Patient Demographics Supplier may simply not send any continuation messages once a record has been selected. How long the Patient Demographic Supplier retains query results (for incremental response) is an implementation decision and therefore beyond the scope of IHE.

#### 3.47.4.3.3.1 Web Services Port Type and Binding Definitions

This information is part of the specification of the Patient Demographics Query response in ITI TF-2b: 3.47.4.2.3.1.

6850 An informative WSDL for the Patient Demographics Supplier implementing the PDQV3 profile is available online on the IHE FTP site, see ITI TF-2x: Appendix W.

#### 3.47.4.2.3.2 Message Examples

Message examples can be found online on the IHE FTP site, see ITI TF-2x: Appendix W.

### 3.47.5 Security Requirements

No transaction specific security considerations.

6855 **3.47.5.1 Audit Record Considerations**

When grouped with ATNA Secure Node or Secure Application actors, this transaction is to be audited as “Query Information” event, as defined in ITI TF-2a: Table 3.20.6-1. The following tables show items that are required to be part of the audit record for this transaction.

6860 **3.47.5.1.1 Patient Demographics Consumer audit message:**

|                                                         | Field Name            | Opt | Value Constraints                                              |
|---------------------------------------------------------|-----------------------|-----|----------------------------------------------------------------|
| <b>Event</b><br>AuditMessage/<br>EventIdentification    | EventID               | M   | EV(110112, DCM, “Query”)                                       |
|                                                         | EventActionCode       | M   | “E” (Execute)                                                  |
|                                                         | EventDateTime         | M   | not specialized                                                |
|                                                         | EventOutcomeIndicator | M   | not specialized                                                |
|                                                         | EventTypeCode         | M   | EV(“ITI-47”, “IHE Transactions”, “Patient Demographics Query”) |
| <b>Source (Patient Demographics Consumer) (1)</b>       |                       |     |                                                                |
| <b>Human Requestor (0..n)</b>                           |                       |     |                                                                |
| <b>Destination (Patient Demographics Supplier) (1)</b>  |                       |     |                                                                |
| <b>Audit Source (Patient Demographics Consumer) (1)</b> |                       |     |                                                                |
| <b>Patient (0..n)</b>                                   |                       |     |                                                                |
| <b>Query Parameters(1)</b>                              |                       |     |                                                                |

Where:

|                                                                         |                            |    |                                                                                    |
|-------------------------------------------------------------------------|----------------------------|----|------------------------------------------------------------------------------------|
| <b>Source</b><br>AuditMessage/<br>ActiveParticipant                     | UserID                     | M  | the content of the <wsa:ReplyTo/> element                                          |
|                                                                         | AlternativeUserID          | M  | the process ID as used within the local operating system in the local system logs. |
|                                                                         | UserName                   | U  | not specialized                                                                    |
|                                                                         | UserIsRequestor            | M  | not specialized                                                                    |
|                                                                         | RoleIDCode                 | M  | EV(110153, DCM, “Source”)                                                          |
|                                                                         | NetworkAccessPointTypeCode | M  | “1” for machine (DNS) name, “2” for IP address                                     |
|                                                                         | NetworkAccessPointID       | M  | the machine name or IP address, as specified in RFC 3881.                          |
| <b>Human Requestor (if known)</b><br>AuditMessage/<br>ActiveParticipant | UserID                     | M  | identity of the human that initiated the transaction.                              |
|                                                                         | AlternativeUserID          | U  | not specialized                                                                    |
|                                                                         | UserName                   | U  | not specialized                                                                    |
|                                                                         | UserIsRequestor            | M  | not specialized                                                                    |
|                                                                         | RoleIDCode                 | U  | Access Control role(s) the user holds that allows this transaction.                |
|                                                                         | NetworkAccessPointTypeCode | NA |                                                                                    |
|                                                                         | NetworkAccessPointID       | NA |                                                                                    |

|                    |        |   |                   |
|--------------------|--------|---|-------------------|
| <b>Destination</b> | UserID | M | SOAP endpoint URI |
|--------------------|--------|---|-------------------|

|  |                                   |          |                                                           |
|--|-----------------------------------|----------|-----------------------------------------------------------|
|  | <i>AlternativeUserID</i>          | <i>U</i> | <i>not specialized</i>                                    |
|  | <i>UserName</i>                   | <i>U</i> | <i>not specialized</i>                                    |
|  | <i>UserIsRequestor</i>            | <i>M</i> | "false"                                                   |
|  | <i>RoleIDCode</i>                 | <i>M</i> | EV(110152, DCM, "Destination")                            |
|  | <i>NetworkAccessPointTypeCode</i> | <i>M</i> | "1" for machine (DNS) name, "2" for IP address            |
|  | <i>NetworkAccessPointID</i>       | <i>M</i> | the machine name or IP address, as specified in RFC 3881. |

|                                                                           |                              |          |                         |
|---------------------------------------------------------------------------|------------------------------|----------|-------------------------|
| <b>Audit Source</b><br><i>AuditMessage/<br/>AuditSourceIdentification</i> | <i>AuditSourceID</i>         | <i>U</i> | <i>not specialized.</i> |
|                                                                           | <i>AuditEnterpriseSiteID</i> | <i>U</i> | <i>not specialized</i>  |
|                                                                           | <i>AuditSourceTypeCode</i>   | <i>U</i> | <i>not specialized</i>  |

|                                                                                       |                                       |          |                                                                |
|---------------------------------------------------------------------------------------|---------------------------------------|----------|----------------------------------------------------------------|
| <b>Patient</b><br><i>(AuditMessage/<br/>ParticipantObjectIdentification)</i>          | <i>ParticipantObjectTypeCode</i>      | <i>M</i> | "1" (Person)                                                   |
|                                                                                       | <i>ParticipantObjectTypeCodeRole</i>  | <i>M</i> | "1" (Patient)                                                  |
|                                                                                       | <i>ParticipantObjectDataLifeCycle</i> | <i>U</i> | <i>not specialized</i>                                         |
|                                                                                       | <i>ParticipantObjectIDTypeCode</i>    | <i>M</i> | EV(2, RFC-3881, "Patient Number")                              |
|                                                                                       | <i>ParticipantObjectSensitivity</i>   | <i>U</i> | <i>not specialized</i>                                         |
|                                                                                       | <i>ParticipantObjectID</i>            | <i>M</i> | The patient ID in HL7 CX format (see ITI TF-2x: appendix E).   |
|                                                                                       | <i>ParticipantObjectName</i>          | <i>U</i> | <i>not specialized</i>                                         |
|                                                                                       | <i>ParticipantObjectQuery</i>         | <i>U</i> | <i>not specialized</i>                                         |
|                                                                                       | <i>ParticipantObjectDetail</i>        | <i>U</i> | <i>not specialized</i>                                         |
| <b>Query Parameters</b><br><i>(AuditMessage/<br/>ParticipantObjectIdentification)</i> | <i>ParticipantObjectTypeCode</i>      | <i>M</i> | "2" (system object)                                            |
|                                                                                       | <i>ParticipantObjectTypeCodeRole</i>  | <i>M</i> | "24" (query)                                                   |
|                                                                                       | <i>ParticipantObjectDataLifeCycle</i> | <i>U</i> | <i>not specialized</i>                                         |
|                                                                                       | <i>ParticipantObjectIDTypeCode</i>    | <i>M</i> | EV("ITI-47", "IHE Transactions", "Patient Demographics Query") |
|                                                                                       | <i>ParticipantObjectSensitivity</i>   | <i>U</i> | <i>not specialized</i>                                         |
|                                                                                       | <i>ParticipantObjectID</i>            | <i>U</i> | <i>not specialized</i>                                         |
|                                                                                       | <i>ParticipantObjectName</i>          | <i>U</i> | <i>not specialized</i>                                         |
|                                                                                       | <i>ParticipantObjectQuery</i>         | <i>M</i> | the QueryByParameter segment of the query, base64 encoded      |
|                                                                                       | <i>ParticipantObjectDetail</i>        | <i>U</i> | <i>not specialized</i>                                         |

6865

**3.47.5.1.2 Patient Demographics Source audit message:**

|                                                              | <b>Field Name</b>            | <b>Opt</b> | <b>Value Constraints</b>                                       |
|--------------------------------------------------------------|------------------------------|------------|----------------------------------------------------------------|
| <b>Event</b><br><i>AuditMessage/<br/>EventIdentification</i> | <i>EventID</i>               | <i>M</i>   | EV(110112, DCM, "Query")                                       |
|                                                              | <i>EventActionCode</i>       | <i>M</i>   | "E" (Execute)                                                  |
|                                                              | <i>EventDateTime</i>         | <i>M</i>   | <i>not specialized</i>                                         |
|                                                              | <i>EventOutcomeIndicator</i> | <i>M</i>   | <i>not specialized</i>                                         |
|                                                              | <i>EventTypeCode</i>         | <i>M</i>   | EV("ITI-47", "IHE Transactions", "Patient Demographics Query") |
| <b>Source (Patient Demographics Consumer) (1)</b>            |                              |            |                                                                |
| <b>Destination (Patient Demographics Supplier) (1)</b>       |                              |            |                                                                |
| <b>Audit Source (Patient Demographics Supplier) (1)</b>      |                              |            |                                                                |
| <b>Patient (0..n)</b>                                        |                              |            |                                                                |
| <b>Query Parameters(1)</b>                                   |                              |            |                                                                |

Where:



|                                                       |                            |   |                                                           |
|-------------------------------------------------------|----------------------------|---|-----------------------------------------------------------|
| <b>Source</b><br>(AuditMessage/<br>ActiveParticipant) | UserID                     | M | the content of the <wsa:ReplyTo/> element                 |
|                                                       | AlternativeUserID          | U | <i>not specialized</i>                                    |
|                                                       | UserName                   | U | <i>not specialized</i>                                    |
|                                                       | UserIsRequestor            | M | <i>not specialized</i>                                    |
|                                                       | RoleIDCode                 | M | EV(110153, DCM, "Source")                                 |
|                                                       | NetworkAccessPointTypeCode | M | "1" for machine (DNS) name, "2" for IP address            |
|                                                       | NetworkAccessPointID       | M | the machine name or IP address, as specified in RFC 3881. |

|                    |                            |   |                                                                                    |
|--------------------|----------------------------|---|------------------------------------------------------------------------------------|
| <b>Destination</b> | UserID                     | M | SOAP endpoint URI                                                                  |
|                    | AlternativeUserID          | M | the process ID as used within the local operating system in the local system logs. |
|                    | UserName                   | U | <i>not specialized</i>                                                             |
|                    | UserIsRequestor            | M | "false"                                                                            |
|                    | RoleIDCode                 | M | EV(110152, DCM, "Destination")                                                     |
|                    | NetworkAccessPointTypeCode | M | "1" for machine (DNS) name, "2" for IP address                                     |
|                    | NetworkAccessPointID       | M | the machine name or IP address, as specified in RFC 3881.                          |

|                                                                     |                       |   |                         |
|---------------------------------------------------------------------|-----------------------|---|-------------------------|
| <b>Audit Source</b><br>(AuditMessage/<br>AuditSourceIdentification) | AuditSourceID         | U | <i>not specialized.</i> |
|                                                                     | AuditEnterpriseSiteID | U | <i>not specialized</i>  |
|                                                                     | AuditSourceTypeCode   | U | <i>not specialized</i>  |

6870

|                                                                               |                                |                        |                                                                |
|-------------------------------------------------------------------------------|--------------------------------|------------------------|----------------------------------------------------------------|
| <b>Patient</b><br>(AuditMessage/<br>ParticipantObjectIdentification)          | ParticipantObjectTypeCode      | M                      | "1" (Person)                                                   |
|                                                                               | ParticipantObjectTypeCodeRole  | M                      | "1" (Patient)                                                  |
|                                                                               | ParticipantObjectDataLifeCycle | U                      | <i>not specialized</i>                                         |
|                                                                               | ParticipantObjectIDTypeCode    | M                      | EV(2, RFC-3881, "Patient Number")                              |
|                                                                               | ParticipantObjectSensitivity   | U                      | <i>not specialized</i>                                         |
|                                                                               | ParticipantObjectID            | M                      | The patient ID in HL7 CX format (see ITI TF-2x: appendix E).   |
|                                                                               | ParticipantObjectName          | U                      | <i>not specialized</i>                                         |
|                                                                               | ParticipantObjectQuery         | U                      | <i>not specialized</i>                                         |
| <b>Query Parameters</b><br>(AuditMessage/<br>ParticipantObjectIdentification) | ParticipantObjectTypeCode      | M                      | "2" (system object)                                            |
|                                                                               | ParticipantObjectTypeCodeRole  | M                      | "24" (query)                                                   |
|                                                                               | ParticipantObjectDataLifeCycle | U                      | <i>not specialized</i>                                         |
|                                                                               | ParticipantObjectIDTypeCode    | M                      | EV("ITI-47", "IHE Transactions", "Patient Demographics Query") |
|                                                                               | ParticipantObjectSensitivity   | U                      | <i>not specialized</i>                                         |
|                                                                               | ParticipantObjectID            | U                      | <i>not specialized</i>                                         |
|                                                                               | ParticipantObjectName          | U                      | <i>not specialized</i>                                         |
|                                                                               | ParticipantObjectQuery         | M                      | the QueryByParameter segment of the query, base64 encoded      |
| ParticipantObjectDetail                                                       | U                              | <i>not specialized</i> |                                                                |

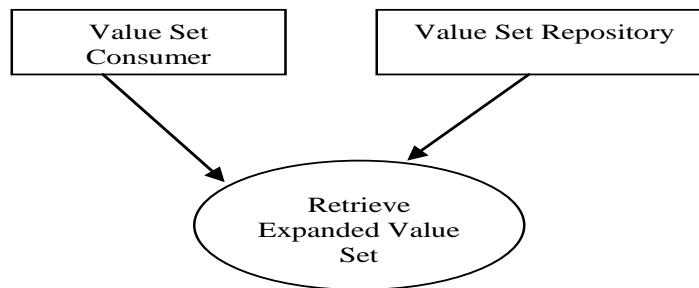
### 3.48 Retrieve Value Set

This section corresponds to Transaction ITI-48 of the IHE IT Infrastructure Technical Framework. The Value Set Consumer and Value Set Repository actors use transaction ITI-48.

6875 **3.48.1 Scope**

This transaction is used by the Value Set Consumer to retrieve an Expanded Value Set from the Value Set Repository. The Value Set Consumer has previously obtained the Expanded Value Set OID by means outside of the scope of this transaction. ITI TF-2x: Appendix B has further information about obtaining and managing OIDs which are used as the Value Set Unique ID.

6880 **3.48.2 Use case roles**



**Figure 3.48.2-1: Use Case Roles**

6885 **SVS Actors:**

- Actor:** Value Set Consumer
- Role:** Obtains an Expanded Value Set
- Actor:** Value Set Repository
- Role:** Provides an Expanded Value Set

6890

### 3.48.3 Referenced Standards

The referenced standard can be seen in *Table 3.48.3-1 Referenced Standards*.

**Table 3.48.3-1: Referenced Standards**

|                          |                                                                                                                                      |
|--------------------------|--------------------------------------------------------------------------------------------------------------------------------------|
| Appendix V               | ITI TF-2x: Appendix V Web Services for IHE Transactions<br>Contains references to all Web Services standards and requirements of use |
| HL7 v3 Data Type XML ITS | HL7 Version 3 Standard: XML Implementation Technology Specifications – Data Types, R1                                                |
| HTTP 1.1                 | IETF RFC 2616: Hypertext Transfer Protocol – HTTP 1.1                                                                                |

### 3.48.4 Interaction Diagram

6895

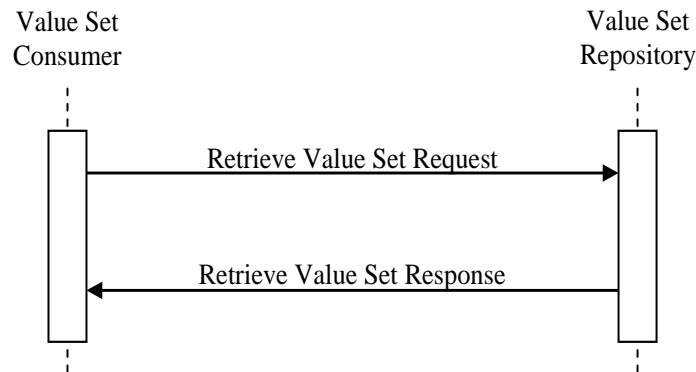


Figure 3.48.4-1: Interaction Diagram

#### 3.48.4.1 Retrieve Value Set Request

##### 3.48.4.1.1 Trigger Events

6900 Having obtained the Value Set OID, the Value Set Consumer will send the Retrieve Value Set Request to the Value Set Repository.

##### 3.48.4.1.2 Message Semantics

The Retrieve Value Set Request shall carry the following information:

- 6905 • A required `id`, representing the Value Set OID that identifies the Expanded Value Set within the Repository.
- An optional `version` that identifies a specific version of the Expanded Value Set. If no version is specified, the Value Set Consumer is requesting the most recent version of the Value Set
- 6910 • An optional `lang` parameter indicating the requested language locale for the `displayName` of the Value Set Concepts. (Note: in the SOAP binding, this parameter is represented via the `xml:lang` XML attribute)

ITI TF-2b: 3.48.5 describes the Web Services protocol requirements and the format of the message in full detail.

##### 3.48.4.1.3 Expected Actions

6915 When receiving a Retrieve Value Set Request, a Value Set Repository shall generate a Retrieve Value Set Response containing the Expanded Value Set that corresponds to the request parameters, or an error code if the Value Set could not be retrieved. If no version is specified in the Request, then the most recent version shall be returned.

6920 The Value Set Repository shall support both the SOAP and HTTP bindings for this transaction. If the Value Set Consumer sends the request using the SOAP binding, the Value Set Repository shall respond using the SOAP binding. If the Value Set Consumer sends the request using the HTTP binding, the Value Set Repository shall respond using the HTTP binding.

### 3.48.4.2 Retrieve Value Set Response

#### 3.48.4.2.1 Trigger Events

6925 This message will be triggered by a Retrieve Value Set Request Message.

#### 3.48.4.2.2 Message Semantics

The Retrieve Value Set Response Message shall carry the following information for the returned Expanded Value Set:

- 6930 • A required `id`, representing the Value Set OID that identifies the Value Set within the Value Set Repository. This OID shall be the same as the Value Set OID in the received Retrieve Value Set Request Message.
- A required `displayName` that can be used for display purposes.
- An optional `version` that shall be present if the Expanded Value Set has a version, that identifies the specific version of the Value Set returned.
- 6935 • An optional `cacheExpirationHint` indicating that the Value Set Consumer is not expected to change before this date and time. If the request and the response use the HTTP binding, this information shall be also present in the HTTP *Expire* header of the response. For details, please see Sec. 14.21 of IETF RFC2616.
- 6940 • One or more `ConceptList`, which provides the Concepts of the Expanded Value Set. If there are multiple translations of the Value Set, each translation is returned as a separate `ConceptList`, where only the `displayName` of each `Concept`, and the language locale represented by `xml:lang` are different.

For each Value Set Concept, the following is returned. These requirements override the requirements of the HL7 schema rules for the CE data type where they conflict.

- 6945 • A required `code` (a code that uniquely identifies a class or concept within the context of a code system)
- A required `displayName` (the name of the concept)
- A required `codeSystem` (the terminology the concept comes from)
- 6950 • An optional `codeSystemVersion`. (the version of the terminology the concept comes from)

Section 3.48.5 describes the Web Services requirements and the format of the message in full detail.

### 3.48.4.2.3 Expected Actions

A Value Set Repository shall return the Expanded Value Set indicated in the request.

6955 If the Value Set Consumer requested a specific language locale, the Value Set Repository shall return only the requested translation of the Expanded Value Set. If the Value Set Consumer did not request a specific language locale, the Value Set Repository shall return all known translations of the Expanded Value Set. This is the only case where more than one `ConceptList` XML element shall be permitted. The `ConceptList` shall have the same code values for the Value Set in question; the `displayName` may have a different value appropriate to the locale.

6960

The Value Set Repository shall return the Expanded Value Set or an error code in case the Value Set could not be expanded. The following error responses may be returned:

#### 1. For the SOAP binding:

- 6965
- a. A SOAP fault, whose code value is NAV, with the reason being: “Unknown value set”.
  - b. A SOAP fault, whose code value is VERUNK, with the reason being: “Version unknown”.

#### 2. For the HTTP binding:

- 6970
- a. An HTTP status code of 404, with an HTTP Warning header containing warn-code of 111, and warn-text of “NAV: Unknown value set”. See sections 10.4.5 and 14.46 of IETF RFC 2616 for more information.
  - b. An HTTP status code of 404, with an HTTP Warning header containing warn-code of 112, and warn-text of “VERUNK: Version unknown”. See sections 10.4.5 and 14.46 of IETF RFC 2616 for more information.
- 6975

### 3.48.5 Protocol Requirements

The protocol for the Retrieve Value Set transaction describes two bindings. The first is based on SOAP 1.2, and the second is an HTTP binding. The relevant XML namespace definitions can be seen in *Table 3.48.5-1 WSDL Namespace Definitions*.

6980

**Table 3.48.5-1: WSDL Namespace Definitions**

|        |                                                                                                     |
|--------|-----------------------------------------------------------------------------------------------------|
| soap12 | <a href="http://schemas.xmlsoap.org/wsdl/soap12/">http://schemas.xmlsoap.org/wsdl/soap12/</a>       |
| wsaw   | <a href="http://www.w3.org/2006/05/addressing/wsdl/">http://www.w3.org/2006/05/addressing/wsdl/</a> |
| xsd    | <a href="http://www.w3.org/2001/XMLSchema">http://www.w3.org/2001/XMLSchema</a>                     |
| ihe    | urn:ihe:iti:svs:2008                                                                                |

#### 3.48.5.1 SOAP Binding

Value Set Consumers which support the SOAP binding option shall follow the rules for Web Services transactions outlined in ITI TF-2x: Appendix V. These are the requirements for the

6985 Retrieve Value Set transaction presented in the order in which they would appear in the WSDL definition:

The following types shall be imported (xsd:import) in the /definitions/types section:

namespace="urn:ihe:iti:svs:2008", schema="SVS.xsd"

6990 The /definitions/message/part/@element attribute of the Retrieve Value Set Request message shall be defined as "ihe:RetrieveValueSetRequest"

The /definitions/message/part/@element attribute of the Retrieve Value Set Response message shall be defined as "ihe:RetrieveValueSetResponse"

6995 The /definitions/portType/operation/input/@wsaw:Action attribute for the Retrieve Value Set Request message shall be defined as "urn:ihe:iti:2008:RetrieveValueSet"

The /definitions/portType/operation/output/@wsaw:Action attribute for the Retrieve Value Set Response message shall be defined as "urn:ihe:iti:2008:RetrieveValueSetResponse"

7000 The /definitions/binding/operation/soap12:operation/@soapAction attribute shall be defined as "urn:ihe:iti:2008:RetrieveValueSet"

These are the requirements that affect the wire format of the SOAP message. The other WSDL properties are only used within the WSDL definition and do not affect interoperability. Full sample request and response messages are in ITI TF-2b: 3.48.5.3 Sample SOAP Message.

7005 Within the request message payload the <ihe:RetrieveValueSetRequest/> element is defined as:

- A required /ihe:RetrieveValueSetRequest/ihe:ValueSet element
- A required /ihe:RetrieveValueSetRequest/ihe:ValueSet@id attribute that contains the ID of the requested Value Set within the Value Set Repository. The Value Set ID shall be formatted as an ISO OID.
- 7010 • An optional /ihe:RetrieveValueSetRequest/ihe:ValueSet@displayName attribute
- An optional /ihe:RetrieveValueSetRequest/ihe:ValueSet@version attribute.
- 7015 • An optional /ihe:RetrieveValueSetRequest/ihe:ValueSet+xml:lang attribute.

Value Set Repositories shall include within the response message payload for the SOAP Binding option the <ihe:RetrieveValueSetResponse/> element which contains:

An optional /ihe:RetrieveValueSetResponse@cacheExpirationHint attribute, indicating that the Value Set Consumer should obtain a new copy before this date and time.

7020 A required /ihe:RetrieveValueSetResponse/ihe:ValueSet element, containing

- a required `/ihe:RetrieveValueSetResponse/ihe:ValueSet@id` attribute
- a required `/ihe:RetrieveValueSetResponse/ihe:ValueSet@displayName` attribute
- 7025 • an optional `/ihe:RetrieveValueSetResponse/ihe:ValueSet@version` attribute
- one or more `/ihe:RetrieveValueSetResponse/ihe:ValueSet/ihe:ConceptList` element, containing:
  - 7030 • `/ihe:RetrieveValueSetResponse/ihe:ValueSet/ihe:ConceptList/xml:lang` attribute, representing the language locale of the Concept's display names
  - one or more `/ihe:RetrieveValueSetResponse/ihe:ValueSet/ihe:ConceptList/ihe:Concept` elements, representing the concepts within the value set..

The `<ihe:Concept/>` element is defined as being of the HL7 V3 CE data type.

7035 The only occurrence of more than one `ConceptList` element in a response message shall be for the purpose of returning multiple language representations of the same value set.

A full XML Schema Document for the SVS types is available on the IHE ftp site (see ITI TF-2x: Appendix W).

### 3.48.5.2 HTTP Binding

7040 Value Set Consumers which support the HTTP Binding option shall use the GET method as defined in IETF RFC2616 for the Retrieve Value Set Request.

#### 3.48.5.2.1 Request Parameters

7045 There are three input parameters, to be provided as part of the URL in the GET request. The parameter values have identical meaning to the ones described in the SOAP binding. These are described in table 3.48.5.2.1-1.

**Table 3.48.5.2.1-1: The Request Parameters in the RetrieveMultipleValueSets request**

| Parameter | Optionality | Note                                                                                                                                                                                                                                                                                                                                                             |
|-----------|-------------|------------------------------------------------------------------------------------------------------------------------------------------------------------------------------------------------------------------------------------------------------------------------------------------------------------------------------------------------------------------|
| Id        | Required    | Unique identifier of the Value Set.                                                                                                                                                                                                                                                                                                                              |
| Version   | Optional    | The Value Set version.                                                                                                                                                                                                                                                                                                                                           |
| lang      | Optional    | The language locale of the Value Set. If present, it shall be encoded as a string from the set of languages listed in IETF RFC3066 (identical to the values of <code>xml:lang</code> , described in the SOAP binding). If present, the <code>Accept-Language</code> field of the HTTP Header may also contain the same value (see section 14.4 of IETF RFC2616). |

The full URL for the HTTP binding looks as follows:

7050 <https://example.com/RetrieveValueSet?id=1.2.840.10008.6.1.308&version=20061023&lang=en-US>

Note: “en-US” will not match “en”. For applications that need a more sophisticated user sensitive language matching capability, omitting the lang parameter will return all languages so that the application can make a determination of which language best fits the current user.

### 7055 3.48.5.2.2 HTTP Response

Value Set Repositories shall format the response to the HTTP GET operation as an HTTP response message as defined in IETF RFC2616.

The Content-Type field of the HTTP header shall be “text/xml” (see section 14.4 of IETF RFC2616).

7060 The content of the HTTP response message shall be an XML encoded Expanded Value Set that complies with the SVS schema. The XML format shall be identical to the body of the SOAP response described in the SOAP binding. The Expanded Value Set shall correspond to the Values Set identified by the Value Set Unique ID in the *id* parameter, the Value Set Version in the *version* parameter, and the language in the *lang* parameter.

7065 An informative WSDL file containing both SOAP and HTTP bindings for the Value Set Repository actor can be found on the IHE ftp site (see ITI TF-2x: Appendix W).

### 3.48.5.3 Sample SOAP Messages

The samples in the following two sections show a typical SOAP request and its corresponding SOAP response. The sample messages also show the WS-Addressing headers <Action/>, <MessageID/>, <ReplyTo/>...; these WS-Addressing headers are populated according to the W3C WS-Addressing standard.

7070

All of the samples presented in this section are also available online on the IHE FTP site (see ITI TF-2x: Appendix W).

#### 3.48.5.3.1 Sample Retrieve Value Set SOAP Request

7075

```
<?xml version="1.0" encoding="UTF-8"?>
<s:Envelope xmlns:s="http://www.w3.org/2003/05/soap-envelope"
  xmlns:a="http://www.w3.org/2005/08/addressing">
  <s:Header>
    <a:Action s:mustUnderstand="1">urn:ihe:iti:2008:RetrieveValueSet</a:Action>
    <a:MessageID>urn:uuid:0fbfdced-6c01-4d09-a110-2201afedaa02</a:MessageID>
    <a:ReplyTo>
      <a:Address>http://www.w3.org/2005/08/addressing/anonymous</a:Address>
    </a:ReplyTo>
    <a:To s:mustUnderstand="1">http://valuesetrepository/</a:To>
  </s:Header>
  <s:Body>
    <RetrieveValueSetRequest xmlns:xsi="http://www.w3.org/2001/XMLSchema-instance"
      xmlns="urn:ihe:iti:svs:2008">
      <ValueSet id="1.2.840.10008.6.1.308" xml:lang="en-EN"/>
    </RetrieveValueSetRequest>
  </s:Body>
</s:Envelope>
```

7080

7085

7090

#### 3.48.5.3.2 Sample Retrieve Value Set SOAP Response

7095



```

7100 <?xml version="1.0" encoding="UTF-8"?>
      <s:Envelope xmlns:a="http://www.w3.org/2005/08/addressing"
7105   xmlns:s="http://www.w3.org/2003/05/soap-envelope">
        <s:Header>
          <a:Action s:mustUnderstand="1">urn:ihe:iti:2008:RetrieveValueSetResponse</a:Action>
          <a:RelatesTo>urn:uuid:0fbfdced-6c01-4d09-a110-2201afedaa02</a:RelatesTo>
        </s:Header>
        <s:Body>
7110   <RetrieveValueSetResponse xmlns:xsi="http://www.w3.org/2001/XMLSchema-instance"
       xmlns="urn:ihe:iti:svs:2008" cacheExpirationHint="2008-08-15T00:00:00-05:00">
         <ValueSet id="1.2.840.10008.6.1.308"
7115   displayName="Common Anatomic Regions Context ID 4031" version="20061023">
           <ConceptList xml:lang="en-US">
             <Concept code="T-D4000" displayName="Abdomen"
7120   codeSystem="2.16.840.1.113883.6.5"/>
             <Concept code="R-FAB57" displayName="Abdomen and Pelvis"
7125   codeSystem="2.16.840.1.113883.6.5"/>
             <Concept code="T-15420" displayName="Acromioclavicular joint "
7130   codeSystem="2.16.840.1.113883.6.5"/>
             <Concept code="T-15750" displayName="Ankle joint "
7135   codeSystem="2.16.840.1.113883.6.5"/>
             <Concept code="T-280A0" displayName="Apex of Lung"
7140   codeSystem="2.16.840.1.113883.6.5"/>
             <Concept code="T-D8200" displayName="Arm"
7145   codeSystem="2.16.840.1.113883.6.5"/>
             <Concept code="T-60610" displayName="Bile Duct"
7150   codeSystem="2.16.840.1.113883.6.5"/>
             <Concept code="T-74000" displayName="Bladder"
7155   codeSystem="2.16.840.1.113883.6.5"/>
             <Concept code="T-04000" displayName="Breast "
7160   codeSystem="2.16.840.1.113883.6.5"/>
             <Concept code="T-26000" displayName="Bronchus"
7165   codeSystem="2.16.840.1.113883.6.5"/>
             <Concept code="T-12770" displayName="Calcaneus"
7170   codeSystem="2.16.840.1.113883.6.5"/>
             <Concept code="T-11501" displayName="Cervical spine"
7175   codeSystem="2.16.840.1.113883.6.5"/>
           </ConceptList>
         </ValueSet>
       </RetrieveValueSetResponse>
     </s:Body>
   </s:Envelope>

```

### 3.48.6 Security Requirements

7140 For security considerations please consult ITI TF-1: 21.4.

Audit trails shall be configurable to record access to a selected list of Value Sets.

#### 3.48.6.1 Audit Record Considerations

The Retrieve Value Set Transaction is an Import/Export event, as defined in *Table 3.48.6.1.1 Value Set Consumer audit message* and in *Table 3.48.6.1.2 Value Set Repository audit message*, with the following exceptions.

7145

##### 3.48.6.1.1 Value Set Consumer audit message:

|              | Field Name | Opt | Value Constraints         |
|--------------|------------|-----|---------------------------|
| <b>Event</b> | EventID    | M   | EV(110107, DCM, "Import") |

|                                       |                       |   |                                                                                                                             |
|---------------------------------------|-----------------------|---|-----------------------------------------------------------------------------------------------------------------------------|
|                                       | EventActionCode       | M | “C” (Create) or “U” (Update)                                                                                                |
|                                       | EventDateTime         | M | not specialized                                                                                                             |
|                                       | EventOutcomeIndicator | M | not specialized                                                                                                             |
|                                       | EventTypeCode         | M | EV(“ITI-48”, “IHE Transactions”, “Retrieve Value Sets”) or EV(“ITI-60”, “IHE Transactions”, “Retrieve Multiple Value Sets”) |
| Source (Value Set Repository) (1)     |                       |   |                                                                                                                             |
| Human Requestor (0..n)                |                       |   |                                                                                                                             |
| Destination (Value Set Consumer) (1)  |                       |   |                                                                                                                             |
| Human Requestor (0..n)                |                       |   |                                                                                                                             |
| Audit Source (Value Set Consumer) (1) |                       |   |                                                                                                                             |
| ValueSetInstance (1)                  |                       |   |                                                                                                                             |

Where:

|                                                     |                            |   |                                                           |
|-----------------------------------------------------|----------------------------|---|-----------------------------------------------------------|
| <b>Source</b><br>AuditMessage/<br>ActiveParticipant | UserID                     | M | Repository HTTP or SOAP endpoint URI                      |
|                                                     | AlternativeUserID          | U | not specialized                                           |
|                                                     | UserName                   | U | not specialized                                           |
|                                                     | UserIsRequestor            | M | “false”                                                   |
|                                                     | RoleIDCode                 | M | EV(110153, DCM, “Source”)                                 |
|                                                     | NetworkAccessPointTypeCode | M | “1” for machine (DNS) name, “2” for IP address            |
|                                                     | NetworkAccessPointID       | M | The machine name or IP address, as specified in RFC 3881. |

|                                                          |                            |   |                                                                                    |
|----------------------------------------------------------|----------------------------|---|------------------------------------------------------------------------------------|
| <b>Destination</b><br>AuditMessage/<br>ActiveParticipant | UserID                     | C | When WS-Addressing is used: <ReplyTo/>                                             |
|                                                          | AlternativeUserID          | M | the process ID as used within the local operating system in the local system logs. |
|                                                          | UserName                   | U | not specialized                                                                    |
|                                                          | UserIsRequestor            | M | “true”                                                                             |
|                                                          | RoleIDCode                 | M | EV(110152, DCM, “Destination”)                                                     |
|                                                          | NetworkAccessPointTypeCode | M | “1” for machine (DNS) name, “2” for IP address                                     |
|                                                          | NetworkAccessPointID       | M | The machine name or IP address, as specified in RFC 3881.                          |

|                                                                         |                   |   |                                                                     |
|-------------------------------------------------------------------------|-------------------|---|---------------------------------------------------------------------|
| <b>Human Requestor (if known)</b><br>AuditMessage/<br>ActiveParticipant | UserID            | M | Identity of the human that initiated the transaction.               |
|                                                                         | AlternativeUserID | U | not specialized                                                     |
|                                                                         | UserName          | U | not specialized                                                     |
|                                                                         | UserIsRequestor   | M | “false”                                                             |
|                                                                         | RoleIDCode        | U | Access Control role(s) the user holds that allows this transaction. |

7150

|                                                                   |                       |   |                  |
|-------------------------------------------------------------------|-----------------------|---|------------------|
| <b>Audit Source</b><br>AuditMessage/<br>AuditSourceIdentification | AuditSourceID         | U | Not specialized. |
|                                                                   | AuditEnterpriseSiteID | U | not specialized  |
|                                                                   | AuditSourceTypeCode   | U | not specialized  |

|                  |                           |   |              |
|------------------|---------------------------|---|--------------|
| <b>Value Set</b> | ParticipantObjectTypeCode | M | “2” (System) |
|------------------|---------------------------|---|--------------|

|  |                                       |   |                                    |
|--|---------------------------------------|---|------------------------------------|
|  | ParticipantObjectTypeCodeRole         | M | “3” (Report)                       |
|  | <i>ParticipantObjectDataLifeCycle</i> | U | <i>not specialized</i>             |
|  | ParticipantObjectIDTypeCode           | M | EV(9, RFC-3881, “Report Number”)   |
|  | <i>ParticipantObjectSensitivity</i>   | U | <i>not specialized</i>             |
|  | ParticipantObjectID                   | M | The value of <Value Set Unique ID> |
|  | <i>ParticipantObjectName</i>          | O | The value of <Value Set name>      |
|  | <i>ParticipantObjectQuery</i>         | U | not specialized                    |
|  | <i>ParticipantObjectDetail</i>        | O | The value of <Value Set Version>   |

### 3.48.6.1.2 Value Set Repository audit message:

|                                                      | Field Name            | Opt | Value Constraints                                                                                                           |
|------------------------------------------------------|-----------------------|-----|-----------------------------------------------------------------------------------------------------------------------------|
| <b>Event</b><br>AuditMessage/<br>EventIdentification | EventID               | M   | EV(110106, DCM, “Export”)                                                                                                   |
|                                                      | EventActionCode       | M   | “R” (Read)                                                                                                                  |
|                                                      | EventDateTime         | M   | not specialized                                                                                                             |
|                                                      | EventOutcomeIndicator | M   | not specialized                                                                                                             |
|                                                      | EventTypeCode         | M   | EV(“ITI-48”, “IHE Transactions”, “Retrieve Value Sets”) or EV(“ITI-60”, “IHE Transactions”, “Retrieve Multiple Value Sets”) |
| Source (Value Set Repository) (1)                    |                       |     |                                                                                                                             |
| Human Requestor (0..n)                               |                       |     |                                                                                                                             |
| Destination (Value Set Consumer) (1)                 |                       |     |                                                                                                                             |
| Human Requestor (0..n)                               |                       |     |                                                                                                                             |
| Audit Source (Value Set Source) (1)                  |                       |     |                                                                                                                             |
| ValueSetInstance (1)                                 |                       |     |                                                                                                                             |

#### Where:

|                                                     |                            |   |                                                                                    |
|-----------------------------------------------------|----------------------------|---|------------------------------------------------------------------------------------|
| <b>Source</b><br>AuditMessage/<br>ActiveParticipant | UserID                     | M | the process ID as used within the local operating system in the local system logs. |
|                                                     | AlternativeUserID          | U | Repository HTTP or SOAP endpoint URI                                               |
|                                                     | UserName                   | U | not specialized                                                                    |
|                                                     | UserIsRequestor            | M | “false”                                                                            |
|                                                     | RoleIDCode                 | M | EV(110153, DCM, “Source”)                                                          |
|                                                     | NetworkAccessPointTypeCode | M | “1” for machine (DNS) name, “2” for IP address                                     |
|                                                     | NetworkAccessPointID       | M | The machine name or IP address, as specified in RFC 3881.                          |

|                                                                                                             |                            |   |                                                                                             |
|-------------------------------------------------------------------------------------------------------------|----------------------------|---|---------------------------------------------------------------------------------------------|
| <b>Destination</b><br><small>AuditMessage/<br/>ActiveParticipant</small>                                    | UserID                     | C | When WS-Addressing is used, the contents of the <ReplyTo/> field; otherwise not specialized |
|                                                                                                             | AlternativeUserID          | U | not specialized                                                                             |
|                                                                                                             | UserName                   | U | not specialized                                                                             |
|                                                                                                             | UserIsRequestor            | M | “true”                                                                                      |
|                                                                                                             | RoleIDCode                 | M | EV(110152, DCM, “Destination”)                                                              |
|                                                                                                             | NetworkAccessPointTypeCode | M | “1” for machine (DNS) name, “2” for IP address                                              |
|                                                                                                             | NetworkAccessPointID       | M | The machine name or IP address, as specified in RFC 3881.                                   |
| <b>Human Requestor (if known such as through XUA)</b><br><small>AuditMessage/<br/>ActiveParticipant</small> | UserID                     | M | Identity of the human that initiated the transaction.                                       |
|                                                                                                             | AlternativeUserID          | U | not specialized                                                                             |
|                                                                                                             | UserName                   | U | not specialized                                                                             |
|                                                                                                             | UserIsRequestor            | M | “false”                                                                                     |
|                                                                                                             | RoleIDCode                 | U | Access Control role(s) the user holds that allows this transaction.                         |

7155

|                                                                                   |                              |          |                         |
|-----------------------------------------------------------------------------------|------------------------------|----------|-------------------------|
| <b>Audit Source</b><br><small>AuditMessage/<br/>AuditSourceIdentification</small> | <i>AuditSourceID</i>         | <i>U</i> | <i>Not specialized.</i> |
|                                                                                   | <i>AuditEnterpriseSiteID</i> | <i>U</i> | <i>not specialized</i>  |
|                                                                                   | <i>AuditSourceTypeCode</i>   | <i>U</i> | <i>not specialized</i>  |

|                                                                                                 |                                       |                                  |                                    |
|-------------------------------------------------------------------------------------------------|---------------------------------------|----------------------------------|------------------------------------|
| <b>Value Set Instance</b><br><small>(AuditMessage/<br/>ParticipantObjectIdentification)</small> | ParticipantObjectTypeCode             | M                                | “2” (System)                       |
|                                                                                                 | ParticipantObjectTypeCodeRole         | M                                | “3” (Report)                       |
|                                                                                                 | <i>ParticipantObjectDataLifeCycle</i> | <i>U</i>                         | <i>not specialized</i>             |
|                                                                                                 | ParticipantObjectIDTypeCode           | M                                | EV(9, RFC-3881, “Report Number”)   |
|                                                                                                 | <i>ParticipantObjectSensitivity</i>   | <i>U</i>                         | <i>not specialized</i>             |
|                                                                                                 | ParticipantObjectID                   | M                                | The value of <Value Set Unique ID> |
|                                                                                                 | <i>ParticipantObjectName</i>          | <i>O</i>                         | The value of <Value Set name>      |
|                                                                                                 | <i>ParticipantObjectQuery</i>         | <i>U</i>                         | not specialized                    |
| <i>ParticipantObjectDetail</i>                                                                  | <i>M</i>                              | The value of <Value Set Version> |                                    |

### 3.49 Convey Printed Referral Request

7160 This transaction has been retired in favor of use of the Cross-Enterprise Document Workflow (XDW) Profile.

### 3.50 Request Referral

This transaction has been retired in favor of use of the Cross-Enterprise Document Workflow (XDW) Profile.

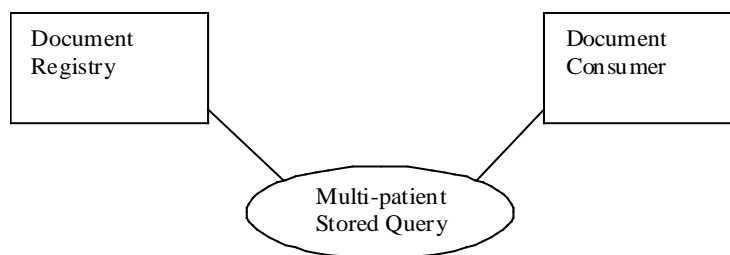
### 3.51 Multi-Patient Stored Query

7165 This section corresponds to Transaction ITI-51 of the IHE Technical Framework. Transaction ITI-51 is used by the Document Consumer and Document Registry actors.

#### 3.51.1 Scope

7170 The Multi-Patient Stored Query supports a variety of queries for multiple patients. It is based on the Registry Stored Query transaction [ITI-18]. The main difference is the set of queries, which is specified in this transaction.

#### 3.51.2 Use Case Roles



**Actor:** Document Consumer

7175 **Role:** Issues a Multi-Patient Stored Query to retrieve metadata based on criteria common to multiple patients

**Actor:** Document Registry

**Role:** Responds to a Multi-Patient Stored Query by providing the metadata or object references of registry objects which satisfy the query parameters

#### 3.51.3 Referenced Standard

7180 Implementers of this transaction shall comply with all requirements described in ITI TF-2x: Appendix V Web Services for IHE Transactions.

ebRIM OASIS ebXML Registry Information Model v3.0

ebRS OASIS ebXML Registry Services Specifications v3.0

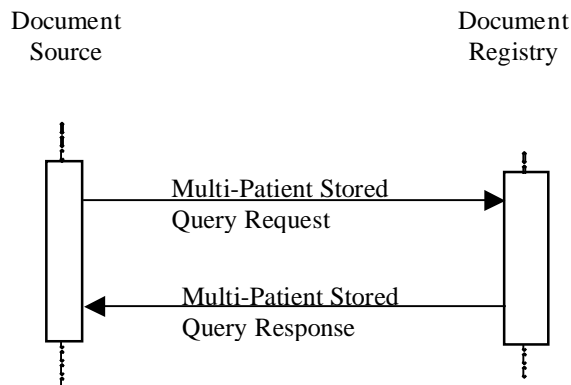
ITI TF-2a: 3.18 ITI-18 Registry Stored Query

7185 ITI TF-2x: Appendix V: Web Services for IHE Transactions

Contains references to all Web Services standards and requirements of use

ITI TF-3: 4 Metadata used in Document Sharing profiles

### 3.51.4 Interaction Diagram



#### 7190 3.51.4.1 Multi-Patient Stored Query Request

This is a query request from the Document Consumer to the Document Registry. The query request contains:

- A reference to a pre-defined query stored on the Document Registry actor
- Parameters to the query

#### 7195 3.51.4.1.1 Trigger Events

The message is initiated when a Document Consumer wants to query for metadata based on criteria spanning multiple patients (multiple Patient IDs).

#### 3.51.4.1.2 Message Semantics

7200 The message semantics are identical to those documented for the Registry Stored Query [ITI-18] transaction except where noted below. The following sections document the differences.

Document Source and Document Registry actors that support the Asynchronous Web Services Exchange option shall support Asynchronous Web Services requirements as defined in ITI TF-2x: V.5.

#### 3.51.4.1.2.1 Query Definitions

7205 This transaction defines the following Stored Queries that may query for multiple Patient Ids.

##### 3.51.4.1.2.1.1 FindDocumentsForMultiplePatients

This Multi-Patient Query is semantically identical to the FindDocuments Stored Query (see ITI TF-2a: 3.18.4.1.2.3.7.1) except:

- \$XDSDocumentEntryPatientId is optional (may have zero values).

7210

- \$XDSDocumentEntryPatientId may contain multiple values.
- At least one of the ClassCode, EventCodeList, or HealthcareFacilityTypeCode shall be specified in the provided set of parameters.

**Returns:** XDSDocumentEntry or ObjectRef objects matching the query parameters

| Parameter Name                                              | Attribute                                          | Opt | Mult |
|-------------------------------------------------------------|----------------------------------------------------|-----|------|
| \$XDSDocumentEntryPatientId                                 | XDSDocumentEntry. patientId                        | O   | M    |
| \$XDSDocumentEntryClassCode <sup>1 2</sup>                  | XDSDocumentEntry. classCode                        | O   | M    |
| \$XDSDocumentEntryTypeCode <sup>1</sup>                     | XDSDocumentEntry. typeCode                         | O   | M    |
| \$XDSDocumentEntryPracticeSettingCode <sup>1</sup>          | XDSDocumentEntry. practiceSettingCode              | O   | M    |
| \$XDSDocumentEntryCreationTimeFrom                          | Lower value of XDSDocumentEntry. creationTime      | O   | --   |
| \$XDSDocumentEntryCreationTimeTo                            | Upper value of XDSDocumentEntry. creationTime      | O   | --   |
| \$XDSDocumentEntryServiceStartTimeFrom                      | Lower value of XDSDocumentEntry. serviceStartTime  | O   | --   |
| \$XDSDocumentEntryServiceStartTimeTo                        | Upper value of XDSDocumentEntry. serviceStartTime  | O   | --   |
| \$XDSDocumentEntryServiceStopTimeFrom                       | Lower value of XDSDocumentEntry. serviceStopTime   | O   | --   |
| \$XDSDocumentEntryServiceStopTimeTo                         | Upper value of XDSDocumentEntry. serviceStopTime   | O   | --   |
| \$XDSDocumentEntryHealthcareFacilityTypeCode <sup>1 2</sup> | XDSDocumentEntry. healthcareFacilityTypeCode       | O   | M    |
| \$XDSDocumentEntryEventCodeList <sup>1 2</sup>              | XDSDocumentEntry. eventCodeList <sup>3</sup>       | O   | M    |
| \$XDSDocumentEntryConfidentialityCode <sup>1</sup>          | XDSDocumentEntry. confidentialityCode <sup>3</sup> | O   | M    |
| \$XDSDocumentEntryAuthorPerson <sup>4</sup>                 | XDSDocumentEntry. author                           | O   | M    |
| \$XDSDocumentEntryFormatCode <sup>1</sup>                   | XDSDocumentEntry. formatCode                       | O   | M    |
| \$XDSDocumentEntryStatus                                    | XDSDocumentEntry. status                           | R   | M    |

7215

<sup>1</sup>Shall be coded according to specification in ITI TF-2a: 3.18.4.1.2.3.4 Coding of Code/Code-Scheme.

<sup>2</sup>At least one of \$XDSDocumentEntryClassCode, \$XDSDocumentEntryEventCodeList, or \$XDSDocumentEntryHealthcareFacilityTypeCode shall be specified.

<sup>3</sup>Supports AND/OR semantics as specified in ITI TF-2a: 3.18.4.1.2.3.5.

- 7220 <sup>4</sup>The value for this parameter is a pattern compatible with the SQL keyword LIKE which allows the use of the following wildcard characters: % to match any (or no) characters and \_ to match a single character. The match shall be applied to the text contained in the Value elements of the authorPerson Slot on the author Classification (value strings of the authorPerson sub-attribute)

### 3.51.4.1.2.1.2 FindFoldersForMultiplePatients

- 7225 This Multi-Patient Query is semantically identical to the FindFolders Stored Query (see ITI TF-2a: 3.18.4.1.2.3.7.3) except:

1. \$XDSFolderPatientId is optional (may have zero values).
2. \$XDSFolderPatientId may contain multiple values.
3. \$XDSFolderCodeList shall be a required parameter.

- 7230 **Returns:** XDSFolder or ObjectRef objects matching the query parameters

| Parameter Name                     | Attribute                               | Opt | Mult |
|------------------------------------|-----------------------------------------|-----|------|
| \$XDSFolderPatientId               | XDSFolder.patientId                     | O   | M    |
| \$XDSFolderLastUpdateTimeFrom      | XDSFolder.lastUpdateTime<br>lower value | O   | --   |
| \$XDSFolderLastUpdateTimeTo        | XDSFolder.lastUpdateTime<br>upper bound | O   | --   |
| \$XDSFolderCodeList <sup>1,3</sup> | XDSFolder.codeList                      | R   | M    |
| \$XDSFolderStatus                  | XDSFolder.status                        | R   | M    |

<sup>1</sup>Shall be coded according to specification in ITI TF-2a: 3.18.4.1.2.3.4 Coding of Code/Code-Scheme.

<sup>3</sup>Supports AND/OR semantics as specified in ITI TF-2a: 3.18.4.1.2.3.5.

- 7235 **3.51.4.1.2.2 Multi-Patient Stored Query IDs**

The following Query Ids shall be used to represent these queries.

| Query Name                       | Query ID                                      |
|----------------------------------|-----------------------------------------------|
| FindDocumentsForMultiplePatients | urn:uuid:3d1bdb10-39a2-11de-89c2-2f44d94eaa9f |
| FindFoldersForMultiplePatients   | urn:uuid:50d3f5ac-39a2-11de-a1ca-b366239e58df |

### 3.51.4.1.2.3 Web Services Transport

- 7240 The query request and response shall be transmitted using Web Services, according to the requirements specified in ITI TF-2x: Appendix V. The specific values for the WSDL describing the Multi-Patient Stored Query Service are described in this section.



7245 The Document Registry actor shall accept a Multi-Patient Stored Query Request formatted as a SIMPLE SOAP message and respond with a Multi-Patient Stored Query Response formatted as a SIMPLE SOAP message. The Document Consumer actor shall generate the Multi-Patient Stored Query Request formatted as a SIMPLE SOAP message and accept a Multi-Patient Stored Query Response formatted as a SIMPLE SOAP message.

**IHE-WSP201) The attribute /wsdl:definitions/@name shall be “DocumentRegistry”.**

The following WSDL naming conventions shall apply:

7250 wsdl:definitions/@name="DocumentRegistry":  
 query message -> "MultiPatientStoredQuery\_Message"  
 query response -> "MultiPatientStoredQueryResponse\_Message"  
 portType -> "DocumentRegistry\_PortType"  
 operation -> "DocumentRegistry\_MultiPatientStoredQuery"  
 7255 SOAP 1.2 binding -> "DocumentRegistry\_Binding\_Soap12"  
 SOAP 1.2 port -> "DocumentRegistry\_Port\_Soap12"

**IHE-WSP202) The targetNamespace of the WSDL shall be “urn:ihe:iti:xds-b:2007”**

These are the requirements for the Multi-Patient Stored Query transaction presented in the order in which they would appear in the WSDL definition:

1. The following types shall be imported (xsd:import) in the /definitions/types section:
  - 7260 1. namespace="urn:oasis:names:tc:ebxml-regrep:xsd:query:3.0",  
 schemaLocation="query.xsd"
2. The /definitions/message/part/@element attribute of the Multi-Patient Stored Query Request message shall be defined as “query:AdhocQueryRequest”
- 7265 3. The /definitions/message/part/@element attribute of the Multi-Patient Stored Query Response message shall be defined as “query:AdhocQueryResponse”
4. The /definitions/portType/operation/input/@wsaw:Action attribute for the Multi-Patient Stored Query Request message shall be defined as  
 “urn:ihe:iti:2009:MultiPatientStoredQuery”
- 7270 5. The /definitions/portType/operation/output/@wsaw:Action attribute for the Multi-Patient Stored Query Response message shall be defined as  
 “urn:ihe:iti:2009:MultiPatientStoredQueryResponse”
6. The /definitions/binding/operation/soap12:operation/@soapAction attribute should be defined as “urn:ihe:iti:2009:MultiPatientStoredQuery”

7275 The following WSDL fragment shows an example of Multi-Patient Stored Query transaction definition:

```
7280 <?xml version="1.0" encoding="utf-8"?>
  <definitions ...>
    ...
    <types>
      <xsd:schema elementFormDefault="qualified" targetNamespace="urn:ihe:iti:xds-b:2007">
        <xsd:import
          namespace="urn:oasis:names:tc:ebxml-regrep:xsd:query:3.0"
          schemaLocation="schema\query.xsd"/>
        ...
      </xsd:schema>
    </types>
  </definitions>
```

```

7290 </types>
      <message name="RegistryStoredQuery_Message">
        <documentation>Multi-Patient Stored Query</documentation>
        <part name="body" element="query:AdhocQueryRequest"/>
      </message>
      <message name="RegistryStoredQueryResponse_Message">
        <documentation>Multi-Patient Stored Query Response</documentation>
7295 <part name="body" element="query:AdhocQueryResponse"/>
      </message>
      ...
      <portType name="MPQRegistry_PortType">
        <operation name="MultiPatientStoredQuery">
7300 <input message="ihe:RegistryStoredQuery_Message"
          wsaw:Action="urn:ihe:iti:2009:MultiPatientStoredQuery"/>
          <output message="ihe:RegistryStoredQueryResponse_Message"
            wsaw:Action="urn:ihe:iti:2009:MultiPatientStoredQueryResponse"/>
          </operation>
        ...
7305 </portType>
      ...
    </definitions>

```

A full WSDL for the Document Consumer and Document Registry actors is found in ITI TF-2x: Appendix W.

#### 7310 3.51.4.1.2.4 Sample SOAP Messages

The samples in the following two sections show a typical SOAP request and its relative SOAP response. The sample messages also show the WS-Addressing headers <a:Action/>, <a:MessageID/>, <a:ReplyTo/>...; these WS-Addressing headers are populated according to ITI TF-2x: Appendix V: Web Services for IHE Transactions. The body of the SOAP message is omitted for brevity; in a real scenario the empty element will be populated with the appropriate metadata.

Samples presented in this section are also available online on the IHE FTP site, see ITI TF-2x: Appendix W.

##### 7320 3.51.4.1.2.4.1 Sample Multi-Patient Stored Query SOAP Request

```

7320 <s:Envelope xmlns:s="http://www.w3.org/2003/05/soap-envelope"
      xmlns:a="http://www.w3.org/2005/08/addressing">
      <s:Header>
7325 <a:Action s:mustUnderstand="1">urn:ihe:iti:2009:MultiPatientStoredQuery</a:Action>
        <a:MessageID>urn:uuid:def119ad-dc13-49c1-a3c7-e3742531f9b3</a:MessageID>
        <a:ReplyTo s:mustUnderstand="1">>
          <a:Address>http://www.w3.org/2005/08/addressing/anonymous</a:Address>
        </a:ReplyTo>
        <a:To>http://localhost/service/IHEMPQRegistry.svc</a:To>
      </s:Header>
      <s:Body>
7330 <query:AdhocQueryRequest
        xmlns:query="urn:oasis:names:tc:ebxml-regrep:xsd:query:3.0"
        xmlns:rims="urn:oasis:names:tc:ebxml-regrep:xsd:rims:3.0"
        xmlns:rs="urn:oasis:names:tc:ebxml-regrep:xsd:rs:3.0">
7335 <query:ResponseOption returnComposedObjects="true" returnType="LeafClass"/>
        <!-- FindDocumentsForMultiplePatients -->
        <rims:AdhocQuery id="urn:uuid:3d1bdb10-39a2-11de-89c2-2f44d94eaa9f">
          <rims:Slot name="$XDSDocumentEntryStatus">
7340 <rims:ValueList>
            <rims:Value('urn:oasis:names:tc:ebxml-
              regrep:ResponseStatusType:Approved')</rims:Value>
          </rims:ValueList>
        </rims:AdhocQuery>
      </s:Body>
    </s:Envelope>

```

```

7345         </rim:Slot>
           <rim:Slot name="$XDSDocumentEntryClassCode">
             <rim:ValueList>
               <rim:Value>'26436-6'</rim:Value>
             </rim:ValueList>
           </rim:Slot>
7350       <rim:Slot name="$XDSDocumentEntryClassCodeScheme">
         <rim:ValueList>
           <rim:Value>'LOINC'</rim:Value>
         </rim:ValueList>
7355       </rim:Slot>

       <!-- Note the lack of a specification of the $XDSDocumentEntryPatientId parameter
-->

7360
           </rim:AdhocQuery>
         </query:AdhocQueryRequest>
       </s:Body>
7365 </s:Envelope>

```

#### 3.51.4.1.2.4.2 Sample Multi-Patient Stored Query SOAP Response

```

7370 <s:Envelope xmlns:s="http://www.w3.org/2003/05/soap-envelope"
      xmlns:a="http://www.w3.org/2005/08/addressing">
  <s:Header>
    <a:Action
7375 s:mustUnderstand="1">urn:ihe:iti:2009:MultiPatientStoredQueryResponse</a:Action>
    <a:RelatesTo>urn:uuid:def119ad-dc13-49c1-a3c7-e3742531f9b3</a:RelatesTo>
  </s:Header>
  <s:Body>
    <query:AdhocQueryResponse
7380       xmlns:query="urn:oasis:names:tc:ebxml-regrep:xsd:query:3.0"
       status="urn:oasis:names:tc:ebxml-regrep:ResponseStatusType:Success">
      <rim:RegistryObjectList xmlns:rim="urn:oasis:names:tc:ebxml-regrep:xsd:rim:3.0">

        <!-- Internal details of ExtrinsicObjects are not shown -->

7385         <rim:ExtrinsicObject/>
         <rim:ExtrinsicObject/>
         <rim:ExtrinsicObject/>
         <rim:ExtrinsicObject/>
         <rim:ExtrinsicObject/>
         <rim:ExtrinsicObject/>
7390       </rim:RegistryObjectList>
    </query:AdhocQueryResponse>
  </s:Body>
</s:Envelope>

```

#### 3.51.4.1.3 Expected Actions

See Registry Stored Query [ITI-18] for Expected Actions.

#### 7395 3.51.5 Security Considerations

All of the Security Considerations found in ITI-18 apply with the following further profiling.

It is expected that the ATNA Secure Node authentication would be used to restrict access to the MPQ transaction. It is expected that few systems would be allowed to request the LeafClass return result.

7400 **3.51.5.1 Security Audit Considerations**

The Actors involved shall record audit events for each patient identity that has been included in the result according to the following. It is important for security auditing that the audit message contain one patient identity to better handle these messages in the Audit Record Repository:

**3.51.5.1.1 Document Consumer audit message:**

|                                                      | Field Name            | Opt | Value Constraints                                        |
|------------------------------------------------------|-----------------------|-----|----------------------------------------------------------|
| <b>Event</b><br>AuditMessage/<br>EventIdentification | EventID               | M   | EV(110112, DCM, "Query")                                 |
|                                                      | EventActionCode       | M   | "E" (Execute)                                            |
|                                                      | EventDateTime         | M   | not specialized                                          |
|                                                      | EventOutcomeIndicator | M   | not specialized                                          |
|                                                      | EventTypeCode         | M   | EV("ITI-51", "IHE Transactions", "Multi-Patient Query")0 |
| <b>Source (Document Consumer) (1)</b>                |                       |     |                                                          |
| <b>Human Requestor (0..n)</b>                        |                       |     |                                                          |
| <b>Destination (Document Registry) (1)</b>           |                       |     |                                                          |
| <b>Audit Source (Document Consumer) (1)</b>          |                       |     |                                                          |
| <b>Patient (1)</b>                                   |                       |     |                                                          |
| <b>Query Parameters(1)</b>                           |                       |     |                                                          |

|                                                                         |                            |    |                                                                                    |
|-------------------------------------------------------------------------|----------------------------|----|------------------------------------------------------------------------------------|
| <b>Source</b><br>AuditMessage/<br>ActiveParticipant                     | UserID                     | C  | When WS-Addressing is used: <ReplyTo/>                                             |
|                                                                         | AlternativeUserID          | M  | the process ID as used within the local operating system in the local system logs. |
|                                                                         | UserName                   | U  | not specialized                                                                    |
|                                                                         | UserIsRequestor            | M  | "true"                                                                             |
|                                                                         | RoleIDCode                 | M  | EV(110153, DCM, "Source")                                                          |
|                                                                         | NetworkAccessPointTypeCode | M  | "1" for machine (DNS) name, "2" for IP address                                     |
|                                                                         | NetworkAccessPointID       | M  | The machine name or IP address, as specified in RFC 3881.                          |
| <b>Human Requestor (if known)</b><br>AuditMessage/<br>ActiveParticipant | UserID                     | M  | Identity of the human that initiated the transaction.                              |
|                                                                         | AlternativeUserID          | U  | not specialized                                                                    |
|                                                                         | UserName                   | U  | not specialized                                                                    |
|                                                                         | UserIsRequestor            | M  | "true"                                                                             |
|                                                                         | RoleIDCode                 | U  | Access Control role(s) the user holds that allows this transaction.                |
|                                                                         | NetworkAccessPointTypeCode | NA |                                                                                    |
|                                                                         | NetworkAccessPointID       | NA |                                                                                    |

7405 Where:

|                                                          |                            |   |                                                |
|----------------------------------------------------------|----------------------------|---|------------------------------------------------|
| <b>Destination</b><br>AuditMessage/<br>ActiveParticipant | UserID                     | M | SOAP endpoint URI.                             |
|                                                          | AlternativeUserID          | U | not specialized                                |
|                                                          | UserName                   | U | not specialized                                |
|                                                          | UserIsRequestor            | M | "false"                                        |
|                                                          | RoleIDCode                 | M | EV(110152, DCM, "Destination")                 |
|                                                          | NetworkAccessPointTypeCode | M | "1" for machine (DNS) name, "2" for IP address |

|  |                      |   |                                                           |
|--|----------------------|---|-----------------------------------------------------------|
|  | NetworkAccessPointID | M | The machine name or IP address, as specified in RFC 3881. |
|--|----------------------|---|-----------------------------------------------------------|

|                                                                                   |                              |          |                         |
|-----------------------------------------------------------------------------------|------------------------------|----------|-------------------------|
| <b>Audit Source</b><br><small>AuditMessage/<br/>AuditSourceIdentification</small> | <i>AuditSourceID</i>         | <i>U</i> | <i>Not specialized.</i> |
|                                                                                   | <i>AuditEnterpriseSiteID</i> | <i>U</i> | <i>not specialized</i>  |
|                                                                                   | <i>AuditSourceTypeCode</i>   | <i>U</i> | <i>not specialized</i>  |

|                                                                                                     |                                       |          |                                                         |
|-----------------------------------------------------------------------------------------------------|---------------------------------------|----------|---------------------------------------------------------|
| <b>Patient</b><br><small>(AuditMessage/<br/>ParticipantObjectIdentifi-<br/>cation)</small>          | ParticipantObjectTypeCode             | M        | "1" (Person)                                            |
|                                                                                                     | ParticipantObjectTypeCodeRole         | M        | "1" (Patient)                                           |
|                                                                                                     | <i>ParticipantObjectDataLifeCycle</i> | <i>U</i> | <i>not specialized</i>                                  |
|                                                                                                     | ParticipantObjectIDTypeCode           | M        | EV(2, RFC-3881, "Patient Number")                       |
|                                                                                                     | <i>ParticipantObjectSensitivity</i>   | <i>U</i> | <i>not specialized</i>                                  |
|                                                                                                     | ParticipantObjectID                   | M        | The patient ID in HL7 CX format.                        |
|                                                                                                     | <i>ParticipantObjectName</i>          | <i>U</i> | <i>not specialized</i>                                  |
|                                                                                                     | <i>ParticipantObjectQuery</i>         | <i>U</i> | <i>not specialized</i>                                  |
|                                                                                                     | <i>ParticipantObjectDetail</i>        | <i>U</i> | <i>not specialized</i>                                  |
| <b>Query Parameters</b><br><small>(AuditMessage/<br/>ParticipantObjectIdentifi-<br/>cation)</small> | ParticipantObjectTypeCode             | M        | "2" (system object)                                     |
|                                                                                                     | ParticipantObjectTypeCodeRole         | M        | "24" (query)                                            |
|                                                                                                     | <i>ParticipantObjectDataLifeCycle</i> | <i>U</i> | <i>not specialized</i>                                  |
|                                                                                                     | ParticipantObjectIDTypeCode           | M        | EV("ITI-51", "IHE Transactions", "Multi-Patient Query") |
|                                                                                                     | <i>ParticipantObjectSensitivity</i>   | <i>U</i> | <i>not specialized</i>                                  |
|                                                                                                     | ParticipantObjectID                   | M        | Stored Query ID (UUID)                                  |
|                                                                                                     | <i>ParticipantObjectName</i>          | <i>C</i> | If known the value of <ihe:HomeCommunityId/>            |
|                                                                                                     | <i>ParticipantObjectQuery</i>         | <i>M</i> | the AdhocQueryRequest, base64 encoded.                  |
|                                                                                                     | <i>ParticipantObjectDetail</i>        | <i>U</i> | <i>not specialized</i>                                  |

### 3.51.5.1.2 Document Registry audit message:

|                                                                      | Field Name                   | Opt      | Value Constraints                                       |
|----------------------------------------------------------------------|------------------------------|----------|---------------------------------------------------------|
| <b>Event</b><br><small>AuditMessage/<br/>EventIdentification</small> | EventID                      | M        | EV(110112, DCM, "Query")                                |
|                                                                      | EventActionCode              | M        | "E" (Execute)                                           |
|                                                                      | <i>EventDateTime</i>         | <i>M</i> | <i>not specialized</i>                                  |
|                                                                      | <i>EventOutcomeIndicator</i> | <i>M</i> | <i>not specialized</i>                                  |
|                                                                      | EventTypeCode                | M        | EV("ITI-51", "IHE Transactions", "Multi-Patient Query") |
| <b>Source (Document Consumer) (1)</b>                                |                              |          |                                                         |
| <b>Destination (Document Registry) (1)</b>                           |                              |          |                                                         |
| <b>Audit Source (Document Registry) (1)</b>                          |                              |          |                                                         |
| <b>Patient (0..1)</b>                                                |                              |          |                                                         |
| <b>Query Parameters(1)</b>                                           |                              |          |                                                         |

7410 Where:

|                                                             |                            |   |                                                           |
|-------------------------------------------------------------|----------------------------|---|-----------------------------------------------------------|
| <b>Source</b><br><i>AuditMessage/<br/>ActiveParticipant</i> | UserID                     | C | When WS-Addressing is used: <ReplyTo/>                    |
|                                                             | AlternativeUserID          | U | <i>not specialized</i>                                    |
|                                                             | <i>UserName</i>            | U | <i>not specialized</i>                                    |
|                                                             | UserIsRequestor            | M | "true"                                                    |
|                                                             | RoleIDCode                 | M | EV(110153, DCM, "Source")                                 |
|                                                             | NetworkAccessPointTypeCode | M | "1" for machine (DNS) name, "2" for IP address            |
|                                                             | NetworkAccessPointID       | M | The machine name or IP address, as specified in RFC 3881. |

|                                                                  |                            |   |                                                                                    |
|------------------------------------------------------------------|----------------------------|---|------------------------------------------------------------------------------------|
| <b>Destination</b><br><i>AuditMessage/<br/>ActiveParticipant</i> | UserID                     | M | SOAP endpoint URI.                                                                 |
|                                                                  | <i>AlternativeUserID</i>   | M | the process ID as used within the local operating system in the local system logs. |
|                                                                  | <i>UserName</i>            | U | <i>not specialized</i>                                                             |
|                                                                  | UserIsRequestor            | M | "false"                                                                            |
|                                                                  | RoleIDCode                 | M | EV(110152, DCM, "Destination")                                                     |
|                                                                  | NetworkAccessPointTypeCode | M | "1" for machine (DNS) name, "2" for IP address                                     |
|                                                                  | NetworkAccessPointID       | M | The machine name or IP address, as specified in RFC 3881.                          |

|                                                                           |                              |   |                         |
|---------------------------------------------------------------------------|------------------------------|---|-------------------------|
| <b>Audit Source</b><br><i>AuditMessage/<br/>AuditSourceIdentification</i> | <i>AuditSourceID</i>         | U | <i>Not specialized.</i> |
|                                                                           | <i>AuditEnterpriseSiteID</i> | U | <i>not specialized</i>  |
|                                                                           | <i>AuditSourceTypeCode</i>   | U | <i>not specialized</i>  |

|                                                                                             |                                       |   |                                                         |
|---------------------------------------------------------------------------------------------|---------------------------------------|---|---------------------------------------------------------|
| <b>Patient</b><br><i>(AuditMessage/<br/>ParticipantObjectIdentifi-<br/>cation)</i>          | ParticipantObjectTypeCode             | M | "1" (Person)                                            |
|                                                                                             | ParticipantObjectTypeCodeRole         | M | "1" (Patient)                                           |
|                                                                                             | <i>ParticipantObjectDataLifeCycle</i> | U | <i>not specialized</i>                                  |
|                                                                                             | ParticipantObjectIDTypeCode           | M | EV(2, RFC-3881, "Patient Number")                       |
|                                                                                             | <i>ParticipantObjectSensitivity</i>   | U | <i>not specialized</i>                                  |
|                                                                                             | ParticipantObjectID                   | M | The patient ID in HL7 CX format.                        |
|                                                                                             | <i>ParticipantObjectName</i>          | U | <i>not specialized</i>                                  |
|                                                                                             | <i>ParticipantObjectQuery</i>         | U | <i>not specialized</i>                                  |
|                                                                                             | <i>ParticipantObjectDetail</i>        | U | <i>not specialized</i>                                  |
| <b>Query Parameters</b><br><i>(AuditMessage/<br/>ParticipantObjectIdentifi-<br/>cation)</i> | ParticipantObjectTypeCode             | M | "2" (system object)                                     |
|                                                                                             | ParticipantObjectTypeCodeRole         | M | "24" (query)                                            |
|                                                                                             | <i>ParticipantObjectDataLifeCycle</i> | U | <i>not specialized</i>                                  |
|                                                                                             | ParticipantObjectIDTypeCode           | M | EV("ITI-51", "IHE Transactions", "Multi-Patient Query") |
|                                                                                             | <i>ParticipantObjectSensitivity</i>   | U | <i>not specialized</i>                                  |
|                                                                                             | ParticipantObjectID                   | M | Stored Query ID (UUID)                                  |
|                                                                                             | <i>ParticipantObjectName</i>          | C | If known the value of <ihe:HomeCommunityId/>            |
|                                                                                             | <i>ParticipantObjectQuery</i>         | M | the AdhocQueryRequest, base64 encoded.                  |
|                                                                                             | <i>ParticipantObjectDetail</i>        | U | <i>not specialized</i>                                  |

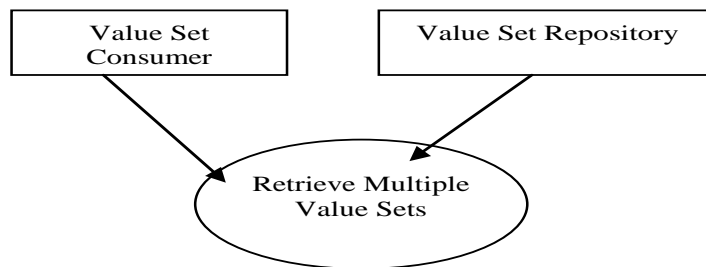
7415 **3.60 Retrieve Multiple Value Sets**

This section corresponds to Transaction ITI-60 of the IHE IT Infrastructure Technical Framework. The Value Set Consumer and Value Set Repository actors use transaction ITI-60.

**3.60.1 Scope**

7420 This transaction is used by the Value Set Consumer to retrieve Value Sets from the Value Set Repository.

**3.60.2 Use case roles**



**Figure 3.60.2-1: Use Case Roles**

7425 **Actors:**

**Actor:** Value Set Consumer

**Role:** Requests all Value Sets that match request parameters

**Actor:** Value Set Repository

**Role:** Provides matching Value Sets and associated metadata

7430

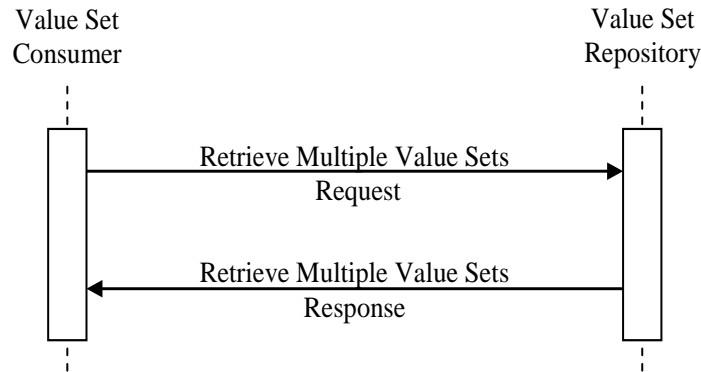
**3.60.3 Referenced Standards**

The referenced standards are:

**Table 3.60.3-1: Referenced Standards**

|                          |                                                                                                                                                                                     |
|--------------------------|-------------------------------------------------------------------------------------------------------------------------------------------------------------------------------------|
| Appendix V               | ITI TF-2x: Appendix V Web Services for IHE Transactions<br>Contains references to all Web Services standards and requirements of use                                                |
| HL7 v3 Data Type XML ITS | HL7 Version 3 Standard: XML Implementation Technology Specifications – Data Types, R1                                                                                               |
| HTTP 1.1                 | IETF RFC 2616: Hypertext Transfer Protocol – HTTP 1.1                                                                                                                               |
| POSIX 1003.2             | IEEE Std 1003.2 IEEE Standard for Information Technology — Portable Operating System Interface (POSIX®) — Part 2: Shell and Utilities — Amendment 1: Batch Environment -Description |

7435 **3.60.4 Interaction Diagram**



**Figure 3.60.4-1: Interaction Diagram**

7440 **3.60.4.1 Retrieve Multiple Value Sets Request**

**3.60.4.1.1 Trigger Events**

The Value Set Consumer wants to retrieve value sets and has one or more element values to be matched in the metadata that describes value sets. This could be from pre-configuration or user input. The value sets that match these element values are needed for processing by the Value Set Consumer. The Value Set Consumer sends a Retrieve Multiple Value Sets Request to the Value Set Repository. Table 3.60.4.1.1-1 summarizes the metadata elements. See the schema for precise encoding details.

7445

**Table 3.60.4.1.1-1: Metadata Summary**

| Metadata Element | Description                                                                                         | Mandatory within Metadata returned | Usable as Selection Criterion |
|------------------|-----------------------------------------------------------------------------------------------------|------------------------------------|-------------------------------|
| id               | This is the unique identifier of the value set                                                      | Mandatory                          | Y                             |
| displayName      | This is the name of the value set                                                                   | Mandatory                          | Y                             |
| Source           | This is the source of the value set, identifying the originator or publisher of the information     | Mandatory                          | Y                             |
| Purpose          | Brief description about the general purpose of the value set                                        | Optional                           | Y                             |
| Definition       | A text definition describing how concepts in the value set were selected                            | Optional                           | Y                             |
| Source URI       | Most sources also have a URL or document URI that provides further details regarding the value set. | Optional                           | N                             |



| Metadata Element | Description                                                                                                                                                                                                                                                                                                                    | Mandatory within Metadata returned | Usable as Selection Criterion |
|------------------|--------------------------------------------------------------------------------------------------------------------------------------------------------------------------------------------------------------------------------------------------------------------------------------------------------------------------------|------------------------------------|-------------------------------|
| Version          | A string identifying the specific version of the value set.                                                                                                                                                                                                                                                                    | Mandatory                          | N                             |
| Status           | Active, Inactive, local extensions                                                                                                                                                                                                                                                                                             | Mandatory                          | N                             |
| Type             | This describes the type of the value set. It shall be: <ul style="list-style-type: none"> <li>• Intensional,</li> <li>• Extensional, or</li> <li>• Expanded</li> </ul> <p>Note: This is the type of the value set in the repository. The ConceptList that will also be returned is the current expansion of the value set.</p> | Mandatory                          | N                             |
| Binding          | Shall be “Static” or “Dynamic”                                                                                                                                                                                                                                                                                                 | Optional                           | N                             |
| Effective Date   | The date when the value set is expected to be effective                                                                                                                                                                                                                                                                        | Optional                           | Y                             |
| Expiration Date  | The date when the value set is no longer expected to be used                                                                                                                                                                                                                                                                   | Optional                           | Y                             |
| Creation Date    | The date of creation of the value set                                                                                                                                                                                                                                                                                          | Optional                           | Y                             |
| Revision Date    | The date of revision of the value set                                                                                                                                                                                                                                                                                          | Optional                           | Y                             |
| Group            | The identifiers and keywords of the groups that include this value set. A group may also have an OID assigned.                                                                                                                                                                                                                 | Optional                           | Y                             |

7450

### 3.60.4.1.2 Message Semantics

The Retrieve Multiple Value Sets Request shall specify retrieval selection parameters as shown in the table 3.60.4.1.2-1. It requests retrieval of all concept lists that have metadata matching the parameters used. At least one request parameter shall be provided.

7455

**Table 3.60.4.1.2-1: The Request Parameters in the RetrieveMultipleValueSets Request**

| Parameter           | Parameter Format | Metadata Element | Match Type | Match Rules | Note                                                |
|---------------------|------------------|------------------|------------|-------------|-----------------------------------------------------|
| id                  | OID              | ID               | OID        | equals      |                                                     |
| DisplayNameContains | string           | Name             | Regex      | regex       | POSIX rules                                         |
| SourceContains      | string           | Source           | Regex      | regex       | POSIX rules                                         |
| PurposeContains     | string           | Purpose          | Regex      | regex       | POSIX rules                                         |
| DefinitionContains  | string           | Definition       | Regex      | regex       | POSIX rules                                         |
| GroupContains       | string           | Group            | Regex      | regex       | POSIX rules                                         |
| GroupOID            | OID              | Group            | OID        | equals      | Equality match for OID attribute of a Group element |

| Parameter            | Parameter Format | Metadata Element | Match Type | Match Rules     | Note                                                                                   |
|----------------------|------------------|------------------|------------|-----------------|----------------------------------------------------------------------------------------|
| EffectiveDateBefore  | http-date        | EffectiveDate    | date       | Before or equal | Date comparison to the day                                                             |
| EffectiveDateAfter   | http-date        | EffectiveDate    | date       | Equal or after  | Date comparison to the day                                                             |
| ExpirationDateBefore | http-date        | ExpirationDate   | date       | Before or equal | Date comparison to the day                                                             |
| ExpirationDateAfter  | http-date        | ExpirationDate   | date       | Equal or after  | Date comparison to the day                                                             |
| CreationDateBefore   | http-date        | CreationDate     | date       | Before or equal | Date comparison to the day                                                             |
| CreationDateAfter    | http-date        | CreationDate     | date       | Equal or after  | Date comparison to the day                                                             |
| RevisionDateBefore   | http-date        | RevisionDate     | date       | Before or equal | Date comparison to the day                                                             |
| RevisionDateAfter    | http-date        | RevisionDate     | date       | Equal or after  | Date comparison to the day                                                             |
| Format               | String           | n/a              | n/a        | n/a             | This specifies the format for the returned information. Shall be "CE-List" if present. |

### 3.60.4.1.3 Expected Actions

The Value Set Repository shall perform matching in accordance with the rules in table 3.60.4.1.2-1.

- 7460
- Regex matches shall compare the contents of the referenced metadata field with the regex using the POSIX matching rules. If the regex matches the field, the value set matches.
  - OID matching compares only for equal OIDs, ignoring leading zeroes.
  - Date comparisons convert the argument into a date, and compare it with the dates in the metadata using a date comparison. Equality means the same day.
- 7465

Any value set that matches all of the request parameters shall be included in the response.

- 7470
- Note: Multiple queries will sometimes be needed. Rather than specify a complex query mechanism, the Retrieve Multiple Value Sets request expects the client or user to locally eliminate any extra value sets and make additional queries. Value sets are relatively small and compress very well, so these extras are not a significant communications burden. Performing the final steps of selecting the value sets based on having the full metadata present locally allows a much richer and potentially interactive selection process. It also allows a simpler and more robust server.

### 3.60.4.2 Retrieve Multiple Value Sets Response

#### 3.60.4.2.1 Trigger Events

7475 This message will be triggered by completion of matching for a Retrieve Multiple Value Sets Request Message.

#### 3.60.4.2.2 Message Semantics

7480 The response shall be a Retrieve Multiple Value Sets Response as specified in the XML schema defining RetrieveMultipleValueSetsResponse which can be accessed on the IHE FTP site, see ITI TF-2x: Appendix W. The RetrieveMultipleValueSetsResponse element shall have one DescribedValueSet element for each matching value set found. If no matching elements are found, it shall be empty.

Each DescribedValueSet element contains:

- **An id** attribute, a mandatory OID, the OID for this value set
- 7485 • **A displayName** attribute, a mandatory string, the name of this value set
- **Source**, an optional string, the source organization for this value set
- **SourceURI**, an optional URI, a URI providing more description of this value set,
- **Purpose**, an optional string, a description of the intended use of this value set
- **Definition**, an optional string, a definition of the value set provided by the source
- 7490 • **A version** attribute, a mandatory string, a version in the format used by the source,
- **Status**, an optional string, the status at time of retrieval (e.g., Active or Inactive)
- **Type**, a mandatory string, that indicates whether this is an intensional, extensional, or expanded value set.
- **Binding**, an optional string, either static or dynamic.
- 7495 • **EffectiveDate**, an optional XML-date, the initial effective date for this value set
- **ExpirationDate**, an optional XML-date, the intended expiration date for this value set
- **CreationDate**, an optional XML-date, the creation date of this value set,
- **RevisionDate**, an optional XML-date, the revision date of this value set,
- Zero or more **Group** elements, where each **Group** element has
  - 7500 • an optional **id** attribute containing the OID for the group.
  - An optional **displayName** attribute, containing the name for the group,
  - An optional **sourceOrganization** attribute, containing the name of the organization that defined the group.
  - Zero or more **Keyword** elements that contain keywords associated with the group.

- 7505
- One **ConceptList**, that contains
    - One or more **Concept**, encoded using the HL7 CE datatype. These are the codes that are members of the expanded form of the value set.
    - With an optional attribute **xml:lang** to indicate the language for the displayname for these concepts.

7510 The ConceptList element and structure is the same in both the ITI-48 and ITI-60 transactions. The Identifier OID in the ITI-60 response is the OID used in the ITI-48 transaction when the value set is an expanded value set. It will not match in other cases.

A sample RetrieveMultipleValueSetsResponse is shown below:

```

7515 <?xml version="1.0" encoding="UTF-8"?>
      <RetrieveMultipleValueSetsResponse xmlns="urn:ihe:iti:svs:2008"
      xmlns:xsi="http://www.w3.org/2001/XMLSchema-instance"
      xsi:schemaLocation="urn:ihe:iti:svs:2008:SVS.xsd">
7520   <DescribedValueSet id="1.2.3" displayName="placeholder" version="version1">
         <ConceptList xml:lang="en-US">
           <Concept code="code1" codeSystem="2.3.4" codeSystemName="codeSystemName1"
7525   codeSystemVersion="codeSystemVersion1" displayName="displayName1">
             </Concept>
           <Concept code="code7" codeSystem="2.3.4" codeSystemName="codeSystemName1"
7525   codeSystemVersion="codeSystemVersion1" displayName="displayName7">
             </Concept>
         </ConceptList>
         <Source>Codingsource</Source>
7530   <SourceURI>http://www.codingsource.com/placeholder</SourceURI>
         <Purpose>Purpose0</Purpose>
         <Definition>Definition0</Definition>
         <Type>Expanded</Type>
         <Binding>Static</Binding>
7535   <Status>Status0</Status>
         <EffectiveDate>2006-05-04</EffectiveDate>
         <ExpirationDate>2011-09-04</ExpirationDate>
         <CreationDate>2006-05-04</CreationDate>
         <RevisionDate>2006-05-04</RevisionDate>
7540   <Group id="2.4.5" sourceOrganization="sourceOrganization1"
      displayName="displayName15">
         <Keyword>Keyword0</Keyword>
         <Keyword>Keyword1</Keyword>
         </Group>
7545   <Group id="2.4.54" sourceOrganization="sourceOrganization3"
      displayName="displayName17">
         <Keyword>Keyword2</Keyword>
         <Keyword>Keyword3</Keyword>
         </Group>
7550   </DescribedValueSet>
      </RetrieveMultipleValueSetsResponse>

```

### 3.60.5 Protocol Requirements

The protocol for the Retrieve Value Set transaction describes two bindings. The first is based on SOAP 1.2, and the second is an HTTP binding. The relevant XML namespace definitions can be seen in *Table 3.48.5-1 WSDL Namespace Definitions*.

7555

**Table 3.60.5-1: WSDL Namespace Definitions**

|        |                                                                                 |
|--------|---------------------------------------------------------------------------------|
| soap12 | http://schemas.xmlsoap.org/wsdl/soap12/                                         |
| wsaw   | http://www.w3.org/2006/05/addressing/wsdl/                                      |
| xsd    | <a href="http://www.w3.org/2001/XMLSchema">http://www.w3.org/2001/XMLSchema</a> |
| ihe    | urn:ihe:iti:svs:2008                                                            |

### 3.60.5.1 SOAP Binding

7560 Value Set Consumers which support the SOAP binding option shall follow the rules for Web Services transactions outlined in ITI TF-2x: Appendix V. These are the requirements for the RetrieveMultipleValueSets transaction presented in the order in which they would appear in the WSDL definition:

The following types shall be imported (xsd:import) in the /definitions/types section:

namespace="urn:ihe:iti:svs:2008", schema="SVS.xsd"

7565 The /definitions/message/part/@element attribute of the Retrieve Value Set Request message shall be defined as "ihe:RetrieveMultipleValueSetsRequest"

The /definitions/message/part/@element attribute of the Retrieve Value Set Response message shall be defined as "ihe:RetrieveMultipleValueSetsResponse"

7570 The /definitions/portType/operation/input/@wsaw:Action attribute for the Retrieve Multiple Value Sets Request message shall be defined as "urn:ihe:iti:2010:RetrieveMultipleValueSets"

The /definitions/portType/operation/output/@wsaw:Action attribute for the Retrieve Value Set Response message shall be defined as "urn:ihe:iti:2010:RetrieveMultipleValueSetsResponse"

7575 The /definitions/binding/operation/soap12:operation/@soapAction attribute shall be defined as "urn:ihe:iti:2010:RetrieveMultipleValueSets"

These are the requirements that affect the wire format of the SOAP message. The other WSDL properties are only used within the WSDL definition and do not affect interoperability.

Within the request message payload the

<ihe:RetrieveMultipleValueSetsRequest/> element is defined as:

- 7580
- A optional /ihe:RetrieveMultipleValueSetsRequest@id element that contains the ID of the requested Value Set within the Value Set Repository. The Value Set ID shall be formatted as an ISO OID.
  - An optional /ihe:RetrieveMultipleValueSetsRequest@DisplayNameContains element
  - An optional /ihe:RetrieveMultipleValueSetsRequest@SourceContains element
- 7585

- An optional  
/ihe:RetrieveMultipleValueSetsRequest@PurposeContains element
- 7590 • An optional  
/ihe:RetrieveMultipleValueSetsRequest@DefinitionContains element
- An optional /ihe:RetrieveMultipleValueSetsRequest@GroupContains element
- 7595 • An optional /ihe:RetrieveMultipleValueSetsRequest@GroupOID element
- An optional  
/ihe:RetrieveMultipleValueSetsRequest@EffectiveDateBefore element
- 7600 • An optional  
/ihe:RetrieveMultipleValueSetsRequest@EffectiveDateAfter element
- An optional  
/ihe:RetrieveMultipleValueSetsRequest@ExpirationDateBefore element
- 7605 • An optional  
/ihe:RetrieveMultipleValueSetsRequest@ExpirationDateAfter element
- An optional  
/ihe:RetrieveMultipleValueSetsRequest@CreationDateBefore element
- 7610 • An optional  
/ihe:RetrieveMultipleValueSetsRequest@CreationDateAfter element
- An optional  
/ihe:RetrieveMultipleValueSetsRequest@RevisionDateBefore element
- 7615 • An optional  
/ihe:RetrieveMultipleValueSetsRequest@RevisionDateAfter element
- 7620 • An optional  
/ihe:RetrieveMultipleValueSetsRequest@RevisionDateAfter element

Value Set Repositories shall include within the response message payload for the SOAP Binding option the <ihe:RetrieveMultipleValueSetsResponse/> element which is described above in 3.60.4.2.2.

### 3.60.5.2 HTTP Binding

7625 Value Set Consumers which support the HTTP Binding option shall use the GET method as defined in IETF RFC2616 for the Retrieve Value Set Request. Each parameter to be used for selection shall be encoded as an HTTP Get parameter.

A sample URL for the HTTP binding for a query to retrieve all value sets for a reporting purpose, with either “stroke” or “JCAHO” in the value set name looks as follows:

7630 `https://example.com/RetrieveMultipleValueSets?DisplayNameContains="stroke|JCAHO"&PurposeContains="report"`

Value Set Repositories shall format the response to the HTTP GET operation as an HTTP response message as defined in IETF RFC2616.

7635 The Content-Type field of the HTTP header shall be “text/xml” (see section 14.4 of IETF RFC2616).

The content of the HTTP response message shall be an XML encoded RetrieveMultipleValueSetsResponse, as described above in 3.60.4.2.2.

7640 The Value Set Repository shall return an error code in case there are invalid request parameters. It shall return an HTTP status code of 404, with an HTTP Warning header containing warn-code of 111, and warn-text of “INV: Invalid search parameters”. See sections 10.4.5 and 14.46 of IETF RFC 2616 for more information. A search with valid request parameters that finds no matching value sets is not an error. It will return an empty QueryRetrievedValueSets

### 3.60.6 Security Requirements

7645 The value sets do not contain personal information. In some cases, the value sets are created by standards organizations with the intention that they be or publicly shared. In other cases, there may be licensing or other proprietary restrictions on their disclosure. These licenses or restrictions are at the organizational level, not at the level of individual users. This greatly reduces the security needs and eliminates privacy concerns.

For further security considerations please consult ITI TF-1: Appendix G.

7650 Audit trails shall be configurable to record access to a selected list of Value Sets. In most cases, there is no need to audit the value set request activity, but there may be some exceptional cases where auditing will be needed. See Section 3.48.6.1 for audit record recommendations in those cases.

7655 This profile does not attempt to establish rules for managing security on proprietary value sets with licensing or access restrictions.

7660

**3.61 Reserved for Register On-Demand Document Entry**

**3.62 Reserved for Delete Document Set**

**3.63 Reserved for Cross Gateway Fetch**

**3.64 Reserved for Notify XAP-PID Link Change**