

Integrating the Healthcare Enterprise



5

IHE Patient Care Coordination (PCC)

10

Technical Framework Volume 2 Revision 6.0

15

**Final Text
August 30, 2010**

Contents

20	1	Preface to Volume 2	6
	1.1	Intended Audience.....	6
	1.2	Related Information for the Reader.....	6
	1.2.1	How this Document is Organized.....	7
	1.2.2	Conventions Used in this Volume	7
25	1.2.2.1	The Generic IHE Transaction Model.....	7
	1.3	Copyright Permissions.....	8
	1.4	How to Contact Us	8
	2	Introduction.....	9
	2.1	Relationship to Standards	9
30	2.2	Relationship to Product Implementations	10
	2.3	Relation of this Volume to the Technical Framework	11
	2.3.1	Content Modules.....	11
	2.3.1.1	Document Content Module Constraints.....	13
	2.3.1.2	Section Content Module Constraints	15
35	2.3.1.3	Entry and Header Content Modules Constraints	17
	2.3.1.4	<observation classCode='OBS' moodCode='EVN'>	18
	2.3.1.5	<templateId root='foo'/>	18
	3	IHE Transactions	19
	3.1	Cross Enterprise Document Content Transactions.....	19
40	3.1.1	View Option.....	19
	3.1.2	Document Import Option.....	19
	3.1.3	Section Import Option.....	20
	3.1.4	Discrete Data Import Option.....	20
	4	IHE Patient Care Coordination Bindings	21
45	4.1	Medical Document Binding to XDS, XDM and XDR.....	22
	4.1.1	XDSDocumentEntry Metadata	22
	4.1.1.1	XDSSubmissionSet Metadata.....	28
	4.1.1.2	Use of XDS Submission Set	28
	4.1.1.3	Use of XDS Folders	28
50	4.1.1.4	Configuration	28
	4.1.2	Extensions from other Domains.....	28
	4.1.2.1	Scanned Documents (XDS-SD).....	28
	4.1.2.2	Basic Patient Privacy Consents (BPPC)	29
	4.1.2.3	Laboratory Reports (XD-LAB).....	29
55	5	Namespaces and Vocabularies	31
	5.1.1	IHE Format Codes	32
	5.1.2	IHEActionCode Vocabulary	33
	5.1.3	IHERoleCode Vocabulary	34

6	PCC Content Modules	35
60	6.1 Conventions	35
	6.2 Folder Content Modules	35
	6.2.1 EDES Folder Specification	36
	6.2.2 APR Folder Specification	36
	6.2.3 LDR Folder Specification	36
65	6.3 HL7 Version 3.0 Content Modules	36
	6.3.1 CDA Document Content Modules	36
	6.3.1.1 Medical Documents Specification 1.3.6.1.4.1.19376.1.5.3.1.1.1	36
	6.3.1.2 Medical Summary Specification 1.3.6.1.4.1.19376.1.5.3.1.1.2	39
	6.3.1.3 Referral Summary Specification 1.3.6.1.4.1.19376.1.5.3.1.1.3	40
70	6.3.1.4 Discharge Summary Specification 1.3.6.1.4.1.19376.1.5.3.1.1.4	47
	6.3.1.5 PHR Extract Specification 1.3.6.1.4.1.19376.1.5.3.1.1.5	52
	6.3.1.6 PHR Update Specification 1.3.6.1.4.1.19376.1.5.3.1.1.6	61
	6.3.1.7 Emergency Department Referral Specification 1.3.6.1.4.1.19376.1.5.3.1.1.10	63
75	6.3.1.8 History and Physical Specification	69
	6.3.1.9 Antepartum Summary Specification	69
	6.3.2 CDA Header Content Modules	69
	6.3.2.1 Language Communication 1.3.6.1.4.1.19376.1.5.3.1.2.1	69
	6.3.2.2 Employer and School Contacts 1.3.6.1.4.1.19376.1.5.3.1.2.2	70
80	6.3.2.3 Healthcare Providers and Pharmacies 1.3.6.1.4.1.19376.1.5.3.1.2.3	72
	6.3.2.4 Patient Contacts 1.3.6.1.4.1.19376.1.5.3.1.2.4	74
	6.3.3 CDA Section Content Modules	76
	6.3.3.1 Reasons for Care	76
	6.3.3.1.1 Reason for Referral Section 1.3.6.1.4.1.19376.1.5.3.1.3.1	77
85	6.3.3.1.2 Coded Reason for Referral Section 1.3.6.1.4.1.19376.1.5.3.1.3.2	77
	6.3.3.1.3 Chief Complaint Section 1.3.6.1.4.1.19376.1.5.3.1.1.13.2.1	78
	6.3.3.1.4 Hospital Admission Diagnosis Section 1.3.6.1.4.1.19376.1.5.3.1.3.3	78
	6.3.3.2 Other Condition Histories	79
	6.3.3.2.1 History of Present Illness Section 1.3.6.1.4.1.19376.1.5.3.1.3.4	79
90	6.3.3.2.2 Hospital Course Section 1.3.6.1.4.1.19376.1.5.3.1.3.5	80
	6.3.3.2.3 Active Problems Section 1.3.6.1.4.1.19376.1.5.3.1.3.6	80
	6.3.3.2.4 Discharge Diagnosis Section 1.3.6.1.4.1.19376.1.5.3.1.3.7	81
	6.3.3.2.5 History of Past Illness Section 1.3.6.1.4.1.19376.1.5.3.1.3.8	82
	6.3.3.2.6 Encounter Histories Section 1.3.6.1.4.1.19376.1.5.3.1.1.5.3.3	83
95	6.3.3.2.7 History of Outpatient Visits Section 1.3.6.1.4.1.19376.1.5.3.1.3.9	83
	6.3.3.2.8 History of Inpatient Visits Section 1.3.6.1.4.1.19376.1.5.3.1.3.10	84
	6.3.3.2.9 List of Surgeries Section 1.3.6.1.4.1.19376.1.5.3.1.3.11	84
	6.3.3.2.10 Coded List of Surgeries Section 1.3.6.1.4.1.19376.1.5.3.1.3.12	85

	6.3.3.2.11 Allergies and Other Adverse Reactions Section	
100	1.3.6.1.4.1.19376.1.5.3.1.3.13	86
	6.3.3.2.12 Family Medical History Section 1.3.6.1.4.1.19376.1.5.3.1.3.14.....	87
	6.3.3.2.13 Coded Family Medical History Section 1.3.6.1.4.1.19376.1.5.3.1.3.15	88
	6.3.3.2.14 Social History Section 1.3.6.1.4.1.19376.1.5.3.1.3.16	88
	6.3.3.2.15 Functional Status Section 1.3.6.1.4.1.19376.1.5.3.1.3.17	89
105	6.3.3.2.16 Review of Systems Section 1.3.6.1.4.1.19376.1.5.3.1.3.18	89
	6.3.3.2.17 Hazardous Working Conditions Section 1.3.6.1.4.1.19376.1.5.3.1.1.5.3.1.90	
	6.3.3.2.18 Pregnancy History Section 1.3.6.1.4.1.19376.1.5.3.1.1.5.3.4	90
	6.3.3.2.19 Medical Devices Section 1.3.6.1.4.1.19376.1.5.3.1.1.5.3.5	91
	6.3.3.2.20 Foreign Travel Section 1.3.6.1.4.1.19376.1.5.3.1.1.5.3.6	92
110	6.3.3.3 Medications.....	92
	6.3.3.3.1 Medications Section 1.3.6.1.4.1.19376.1.5.3.1.3.19	92
	6.3.3.3.2 Admission Medication History Section 1.3.6.1.4.1.19376.1.5.3.1.3.20	93
	6.3.3.3.3 Medications Administered Section 1.3.6.1.4.1.19376.1.5.3.1.3.21	94
	6.3.3.3.4 Hospital Discharge Medications Section 1.3.6.1.4.1.19376.1.5.3.1.3.22 ..	95
115	6.3.3.3.5 Immunizations Section 1.3.6.1.4.1.19376.1.5.3.1.3.23	95
	6.3.3.4 Physical Exams	96
	6.3.3.4.1 Physical Exam Section 1.3.6.1.4.1.19376.1.5.3.1.3.24	96
	6.3.3.4.2 Physical Exam Section 1.3.6.1.4.1.19376.1.5.3.1.1.9.15	97
	6.3.3.5 Relevant Studies.....	120
120	6.3.3.5.1 Results Section 1.3.6.1.4.1.19376.1.5.3.1.3.27	120
	6.3.3.5.2 Coded Results Section 1.3.6.1.4.1.19376.1.5.3.1.3.28.....	120
	6.3.3.5.3 Hospital Studies Summary Section 1.3.6.1.4.1.19376.1.5.3.1.3.29	121
	6.3.3.6 Plans of Care	122
	6.3.3.6.1 Care Plan Section 1.3.6.1.4.1.19376.1.5.3.1.3.31	123
125	6.3.3.6.2 Assessment and Plan Section 1.3.6.1.4.1.19376.1.5.3.1.1.13.2.5	123
	6.3.3.6.3 Discharge Disposition Section 1.3.6.1.4.1.19376.1.5.3.1.3.32	124
	6.3.3.6.4 Discharge Diet Section 1.3.6.1.4.1.19376.1.5.3.1.3.33	124
	6.3.3.6.5 Advance Directives Section 1.3.6.1.4.1.19376.1.5.3.1.3.34	125
	6.3.3.6.6 Coded Advance Directives Section 1.3.6.1.4.1.19376.1.5.3.1.3.35	125
130	6.3.3.6.7 Transport Mode Section 1.3.6.1.4.1.19376.1.5.3.1.1.10.3.2	126
	6.3.3.7 Administrative and Other Information.....	127
	6.3.3.7.1 Payers Section 1.3.6.1.4.1.19376.1.5.3.1.1.5.3.7	127
	6.3.3.7.2 Referral Source Section 1.3.6.1.4.1.19376.1.5.3.1.1.13.2.3	128
	6.3.3.7.3 Transport Mode Section 1.3.6.1.4.1.19376.1.5.3.1.1.10.3.2	128
135	6.3.3.7.4 ED Disposition Section 1.3.6.1.4.1.19376.1.5.3.1.1.13.2.10	129
	6.3.4 CDA Entry Content Modules.....	130
	6.3.4.1 Authors and Informants	130
	6.3.4.2 Linking Narrative and Coded Entries	131
	6.3.4.3 Severity 1.3.6.1.4.1.19376.1.5.3.1.4.1	133

140	6.3.4.4	Problem Status Observation 1.3.6.1.4.1.19376.1.5.3.1.4.1.1.....	135
	6.3.4.5	Health Status 1.3.6.1.4.1.19376.1.5.3.1.4.1.2.....	137
	6.3.4.6	Comments 1.3.6.1.4.1.19376.1.5.3.1.4.2.....	139
	6.3.4.7	Patient Medication Instructions 1.3.6.1.4.1.19376.1.5.3.1.4.3.....	142
	6.3.4.8	Medication Fulfillment Instructions 1.3.6.1.4.1.19376.1.5.3.1.4.3.1.....	144
145	6.3.4.9	External References 1.3.6.1.4.1.19376.1.5.3.1.4.4.....	145
	6.3.4.10	Internal References 1.3.6.1.4.1.19376.1.5.3.1.4.4.1.....	147
	6.3.4.11	Concern Entry 1.3.6.1.4.1.19376.1.5.3.1.4.5.1.....	148
	6.3.4.12	Problem Concern Entry 1.3.6.1.4.1.19376.1.5.3.1.4.5.2.....	151
	6.3.4.13	Allergy and Intolerance Concern 1.3.6.1.4.1.19376.1.5.3.1.4.5.3.....	152
150	6.3.4.14	Problem Entry 1.3.6.1.4.1.19376.1.5.3.1.4.5.....	154
	6.3.4.15	Allergies and Intolerances 1.3.6.1.4.1.19376.1.5.3.1.4.6.....	159
	6.3.4.16	Medications 1.3.6.1.4.1.19376.1.5.3.1.4.7.....	162
	6.3.4.17	Immunizations 1.3.6.1.4.1.19376.1.5.3.1.4.12.....	174
	6.3.4.18	Supply Entry 1.3.6.1.4.1.19376.1.5.3.1.4.7.3.....	177
155	6.3.4.19	Product Entry 1.3.6.1.4.1.19376.1.5.3.1.4.7.2.....	180
	6.3.4.20	Simple Observations 1.3.6.1.4.1.19376.1.5.3.1.4.13.....	182
	6.3.4.21	Vital Signs Organizer 1.3.6.1.4.1.19376.1.5.3.1.4.13.1.....	185
	6.3.4.22	Vital Signs Observation 1.3.6.1.4.1.19376.1.5.3.1.4.13.2.....	186
	6.3.4.23	Family History Organizer 1.3.6.1.4.1.19376.1.5.3.1.4.15.....	188
160	6.3.4.24	Social History Observation 1.3.6.1.4.1.19376.1.5.3.1.4.13.4.....	191
	6.3.4.25	Pregnancy Observation 1.3.6.1.4.1.19376.1.5.3.1.4.13.5.....	193
	6.3.4.26	Pregnancy History Organizer 1.3.6.1.4.1.19376.1.5.3.1.4.13.5.1.....	195
	6.3.4.27	Birth Event Organizer 1.3.6.1.4.1.19376.1.5.3.1.4.13.5.2.....	197
	6.4	HL7 Version 2.0 Content Modules For care management.....	200
165	6.5	PCC Value Sets.....	200
	6.5.1	APR H&P History of Past Illness Value Set.....	200
	6.5.2	APR H&P Social History Value Set.....	200
	Examples Using PCC Content Profiles.....		200
	Validating CDA Documents using the Framework.....		200
170	A.1	Validating Documents.....	201
	A.2	Validating Sections.....	203
	A.3	Phases of Validation and Types of Errors.....	204
	Extensions to CDA Release 2.0.....		205
	A.4	IHE PCC Extensions.....	205
175	A.4.1	replacementOf.....	206
	A.5	Extensions Defined Elsewhere used by IHE PCC.....	206
	A.5.1	Entity Identifiers.....	207
	A.5.2	Patient Identifier.....	207

180

1 Preface to Volume 2

1.1 Intended Audience

The intended audience of this document is:

- Technical staff of vendors planning to participate in the IHE initiative
- 185 • IT departments of healthcare institutions
- Experts involved in standards development
- Anyone interested in the technical aspects of integrating healthcare information systems

1.2 Related Information for the Reader

The reader of volume 2 should read or be familiar with the following documents:

- 190 • Volume 1 of the Cross-Enterprise Document Sharing (XDS) Integration Profile documented in the ITI Infrastructure Technical Framework (See http://www.ihe.net/Technical_Framework/index.cfm).
- Volume 1 of the Notification of Document Availability (NAV) Integration Profile documented in the ITI Infrastructure Technical Framework
- 195 (See http://www.ihe.net/Technical_Framework/index.cfm).
- Volume 1 of the Audit Trail and Node Authentication (ATNA) Integration Profile documented in the ITI Infrastructure Technical Framework (See http://www.ihe.net/Technical_Framework/index.cfm).
- HL7 Clinical Document Architecture Release 2: Section 1, CDA Overview.
- 200 • Care Record Summary – Implementation Guide for CDA Release 2 (US Realm): Section 1
- Presentations from IHE Workshop: Effective Integration of the Enterprise and the Health System - June 28–29, 2005: http://www.ihe.net/Participation/workshop_2005.cfm, June 2005:
- 205 • [For a RHIO-3.ppt Leveraging IHE to Build RHIO Interoperability](#)
- [Cross-Enterprise Document Sharing \(XDS\)](#)
- [Notification of Document Availability \(NAV\)](#)
- [Use Cases for Medical Summaries](#)
- [Ovrw.ppt Patient Care Coordination - Overview of Profiles](#)
- 210

1.2.1 How this Document is Organized

Section 1 is the preface, describing the intended audience, related resources, and organizations and conventions used within this document.

215 Section 2 provides an overview of the concepts of IHE actors and transactions used in IHE to define the functional components of a distributed healthcare environment.

Section 3 defines transactions in detail, specifying the roles for each actor, the standards employed, the information exchanged, and in some cases, implementation options for the transaction.

Section 4 defines a set of payload bindings with transactions.

220 Section 5 defines the content modules that may be used in transactions.

1.2.2 Conventions Used in this Volume

This document has adopted the following conventions for representing the framework concepts and specifying how the standards upon which the IHE Technical Framework is based should be applied.

225 1.2.2.1 The Generic IHE Transaction Model

Transaction descriptions are provided in section 4. In each transaction description, the actors, the roles they play, and the transactions between them are presented as use cases.

The generic IHE transaction description includes the following components:

- Scope: a brief description of the transaction.
- Use case roles: textual definitions of the actors and their roles, with a simple diagram relating them, e.g.,:

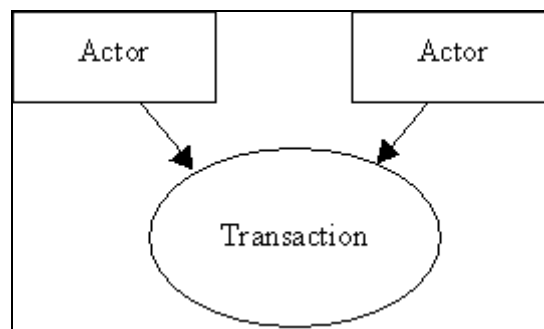
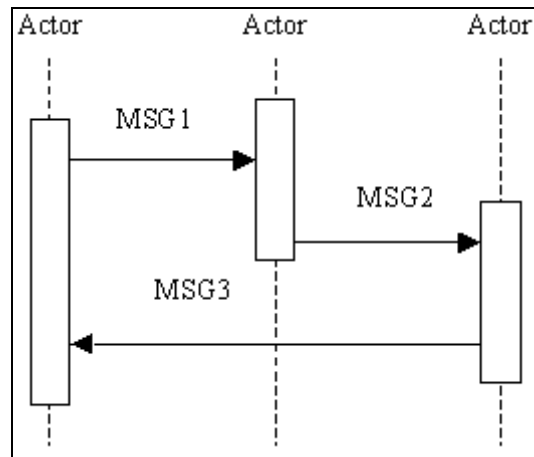


Figure 1.2.2.1-1 Use Case Role Diagram

- *Referenced Standards*: the standards (stating the specific parts, chapters or sections thereof) to be used for the transaction.

235

- *Interaction Diagram*: a graphical depiction of the actors and transactions, with related processing within an actor shown as a rectangle and time progressing downward, similar to:



240

Figure 1.2.2.1-2 Interaction Diagram

The interaction diagrams used in the IHE Technical Framework are modeled after those described in Grady Booch, James Rumbaugh, and Ivar Jacobson, *The Unified Modeling Language User Guide*, ISBN 0-201-57168-4. Simple acknowledgment messages are omitted from the diagrams for brevity.

245

- *Message definitions*: descriptions of each message involved in the transaction, the events that trigger the message, its semantics, and the actions that the message triggers in the receiver.

1.3 Copyright Permissions

250

Health Level Seven, Inc., has granted permission to the IHE to reproduce tables from the HL7 standard. The HL7 tables in this document are copyrighted by Health Level Seven, Inc. All rights reserved. Material drawn from these documents is credited where used.

1.4 How to Contact Us

IHE Sponsors welcome comments on this document and the IHE initiative. They should be directed to the discussion server at <http://forums.rsna.org> or to:

255

Lisa Spellman
Senior Director Informatics
230 East Ohio St., Suite 500
Chicago, IL 60611
Email: ihe@himss.org

260

2 Introduction

265 This document, the IHE Patient Care Coordination Technical Framework (IHE PCC TF-2), defines specific implementations of established standards. These are intended to achieve integration goals that promote appropriate exchange of medical information to coordinate the optimal patient care among care providers in different care settings. It is expanded annually, after a period of public review, and maintained regularly through the identification and correction of errata. The latest version of the document is always available via the Internet at http://www.ihe.net/Technical_Framework/index.cfm, where the technical framework volumes specific to the various healthcare domains addressed by IHE may be found.

270 The IHE Patient Care Coordination Technical Framework identifies a subset of the functional components of the healthcare enterprises and health information networks, called IHE actors, and specifies their interactions in terms of a set of coordinated, standards-based transactions.

275 The other domains within the IHE initiative also produce Technical Frameworks within their respective areas that together form the IHE Technical Framework. Currently, the following IHE Technical Framework(s) are available:

- IHE IT Infrastructure Technical Framework
- IHE Cardiology Technical Framework
- IHE Laboratory Technical framework
- IHE Radiology Technical Framework
- 280 • IHE Patient Care Coordination Technical Framework

Where applicable, references are made to other technical frameworks. For the conventions on referencing other frameworks, see the preface of this volume.

2.1 Relationship to Standards

285 The IHE Technical Framework identifies functional components of a distributed healthcare environment (referred to as IHE actors), solely from the point of view of their interactions in the healthcare enterprise. At its current level of development, it defines a coordinated set of transactions based on standards (such as HL7, IETF, ASTM, DICOM, ISO, OASIS, etc.) in order to accomplish a particular use case. As the scope of the IHE initiative expands, transactions based on other standards may be included as required.

290 Each transaction may have as its payload one or more forms of content, as well as specific metadata describing that content within the transaction. The specification of the payload and metadata about it are the components of a Content Integration Profile. The payload is specified in a Content Module, and the impacts of any particular payload on a transaction are described within a content binding. The payloads of each transaction are also based on standards (such as

295 HL7, IETF, ASTM, DICOM, ISO, OASIS, etc.), again, in order to meet the needs of a specific use case.

In some cases, IHE recommends selection of specific options supported by these standards. However, IHE does not introduce technical choices that contradict conformance to these standards. If errors in or extensions to existing standards are identified, IHE's policy is to report
300 them to the appropriate standards bodies for resolution within their conformance and standards evolution strategy.

IHE is therefore an implementation framework, not a standard. Conformance claims for products must still be made in direct reference to specific standards. In addition, vendors who have implemented IHE integration capabilities in their products may publish IHE Integration
305 Statements to communicate their products' capabilities. Vendors publishing IHE Integration Statements accept full responsibility for their content. By comparing the IHE Integration Statements from different products, a user familiar with the IHE concepts of actors and integration profiles can determine the level of integration between them. See IHE PCC TF-1: Appendix C for the format of IHE Integration Statements.

310 **2.2 Relationship to Product Implementations**

The IHE actors and transactions described in the IHE Technical Framework are abstractions of the real-world healthcare information system environment. While some of the transactions are traditionally performed by specific product categories (e.g., HIS, Clinical Data Repository, Electronic Health record systems, Radiology Information Systems, Clinical Information Systems
315 or Cardiology Information Systems), the IHE Technical Framework intentionally avoids associating functions or actors with such product categories. For each actor, the IHE Technical Framework defines only those functions associated with integrating information systems. The IHE definition of an actor should therefore not be taken as the complete definition of any product that might implement it, nor should the framework itself be taken to comprehensively describe
320 the architecture of a healthcare information system.

The reason for defining actors and transactions is to provide a basis for defining the interactions among functional components of the healthcare information system environment. In situations where a single physical product implements multiple functions, only the interfaces between the product and external functions in the environment are considered to be significant by the IHE
325 initiative. Therefore, the IHE initiative takes no position as to the relative merits of an integrated environment based on a single, all-encompassing information system versus one based on multiple systems that together achieve the same end.

330 **2.3 Relation of this Volume to the Technical Framework**

The IHE Technical Framework is based on actors that interact through transactions using some form of content.

Actors are information systems or components of information systems that produce, manage, or act on information associated with operational activities in the enterprise.

335 Transactions are interactions between actors that transfer the required information through standards-based messages.

The implementation of the transactions described in this IHE PCC TF-2 support the specification of Integration Profiles defined in IHE PCC TF-1. The role and implementation of these transactions require the understanding of the Integration profile they support.

340 There is often a very clear distinction between the transactions in a messaging framework used to package and transmit information, and the information content actually transmitted in those messages. This is especially true when the messaging framework begins to move towards mainstream computing infrastructures being adopted by the healthcare industry.

345 In these cases, the same transactions may be used to support a wide variety of use cases in healthcare, and so more and more the content and use of the message also needs to be profiled, sometimes separately from the transaction itself. Towards this end IHE has developed the concept of a Content Integration Profile.

350 Content Integration Profiles specify how the payload of a transaction fits into a specific use of that transaction. A content integration profile has three main parts. The first part describes the use case. The second part is binding to a specific IHE transaction, which describes how the content affects the transaction. The third part is a Content Module, which describes the payload of the transaction. A content module is specified so as to be independent of the transaction in which it appears.

2.3.1 Content Modules

355 The Patient Care Coordination Technical Framework organizes content modules categorically by the base standard. At present, the PCC Technical Framework uses only one base standard, CDA Release 2.0, but this is expected to change over time. Underneath each standard, the content modules are organized using a very coarse hierarchy inherent to the standard. So for CDA Release 2.0 the modules are organized by document, section, entry, and header elements.

360 Each content module can be viewed as the definition of a "class" in software design terms, and has associated with it a name. Like "class" definitions in software design, a content module is a "contract", and the PCC Technical Framework defines that contract in terms of constraints that must be obeyed by instances of that content module. Each content module has a name, also

365 known as its template identifier. The template identifiers are used to identify the contract agreed to by the content module. The PCC Technical Committee is responsible for assigning the template identifiers to each content module.

370 Like classes, content modules may inherit features of other content modules of the same type (Document, Section or Entry) by defining the parent content module that they inherit from. They may not inherit features from a different type. Although information in the CDA Header is in a different location than information in a CDA Entry, these two content modules are considered to be of the same type, and so may inherit from each other when necessary.

375 The PCC Technical Framework uses the convention that a content module cannot have more than one parent (although it may have several ancestors). This is similar to the constraint in the Java™ programming language, where classes can derive from only one parent. This convention is not due to any specific technical limitation of the technical framework, but does make it easier for software developers to implement content modules.

380 Each content module has a list of data elements that are required (R), required if known (R2), and optional (O). The presentation of this information varies with the type of content module, and is described in more detail below. Additional data elements may be provided by the sender that are not defined by a specific content module, but the receiver is not required to interpret them.

Required data elements must always be sent. Data elements that are required may under exceptional circumstances have an unknown value (e.g., the name of an unconscious patient). In these cases the sending application is required to indicate the reason that the data is not available.

385 Data elements that are marked required if known (R2) must be sent when the sending application has that data available. The sending application must be able to demonstrate that it can send all required if known elements, unless it does not in fact gather that data. When the information is not available, the sending application may indicate the reason that the data is not available.

390 Data elements that are marked optional (O) may be sent at the choice of the sending application. Since a content module may include data elements not specified by the profile, some might ask why these are specified in a content module. The reason for specifying the optional data elements is to ensure that both sender and receiver use the appropriate semantic interpretation of these elements. Thus, an optional element need not be sent, but when it is sent, the content module defines the meaning of that data element, and a receiver can always be assured of what that data element represents when it is present. Senders should not send an optional data element with an unknown value. If the value is not known, simply do not send the data element.

400 Other data elements may be included in an instance of a content module over what is defined by the PCC Technical Framework. Receivers are not required to process these elements, and if they do not understand them, must ignore them. Thus, it is not an error to include more than is asked for, but it is an error to reject a content module because it contains more than is defined by the framework. This allows value to be added to the content modules delivered in this framework,

through extensions to it that are not defined or profiled by IHE. It further allows content modules to be defined later by IHE that are refinements or improvements over previous content modules.

405 For example, there is a Referral Summary content module defined in this framework. In later years an ED Referral content module can be created that inherits the constraints of the Referral Summary content module, with a few more use case specific constraints added. Systems that do not understand the ED Referral content module but do understand the Referral Summary content module will be able to interoperate with systems that send instances of documents that conform to the ED Referral content module. This interoperability, albeit at a reduced level of
410 functionality, is by virtue of the fact that ED Referrals are simply a refinement of the Referral Summary.

In order to retain this capability, there are a few rules about how the PCC Technical Committee creates constraints. Constraints that apply to any content module will always apply to any
415 content modules that inherit from it. Thus, the "contracts" are always valid down the inheritance hierarchy. Secondly, data elements of a content module will rarely be deprecated. This will usually occur only in the cases where they have been deprecated by the base standard. While any specific content module has a limited scope and set of use cases, deprecating the data element prevents any future content module from taking advantage of what has already been defined when a particular data element has been deprecated simply because it was not necessary in the
420 original use case.

2.3.1.1 Document Content Module Constraints

Each document content module will define the appropriate codes used to classify the document, and will also describe the specific data elements that are included. The code used to classify it is specified using an external vocabulary, typically LOINC in the case of CDA Release 2.0
425 documents. The set of data elements that make up the document are defined, including the whether these data elements must, should or may be included in the document. Each data element is typically a section within the document, but may also describe information that is contained elsewhere within of the document (e.g., in the header). Each data element is mapped into a content module via a template identifier, and the document content module will further
430 indicate whether these are data elements are required, required if known or optional. Thus, a document content module shall contain as constraints:

- The template identifier of the parent content module when there is one.
- The LOINC code or codes that shall be used to classify the document.
- A possibly empty set of required, required if known, and optional section content
435 modules, and their template identifiers.
- A possibly empty set of required, required if known, and optional header content modules, and their template identifiers.
- Other constraints as necessary.

440 The template identifier for the document will be provided in the narrative, as will the legal LOINC document type codes and if present, any parent template identifier.

445 The remaining constraints are presented in two tables. The first table identifies the relevant data elements as determined during the technical analysis, and maps these data elements to one or more standards. The second table actually provides the constraints, wherein each data element identified in the first table is repeated, along with whether it is required, required if known, or optional. Following this column is a reference to the specification for the content module that encodes that data element, and the template identifier assigned to it. The simple example below completes the content specification described above. A simplified example is shown below.

Sample Document Specification SampleDocumentOID Sample Document has one required section, and one entry that is required if known		
6.3.1.A.4 Specification		
Table 6.3.1.A.4.1-1		
Data Element Name	Opt	Template ID
Sample Section Comment on section	R	SampleSectionOID
Sample Entry Comment on entry	R2	SampleEntryOID
6.3.1.B.5 Conformance CDA Release 2.0 documents that conform to the requirements of this content module shall indicate their conformance by the inclusion of the appropriate <templateId> elements in the header of the document. This is shown in the sample document below.		

```
<ClinicalDocument xmlns='urn:hl7-org:v3'>
  <typeId extension="POCD_HD000040" root="2.16.840.1.113883.1.3"/>
  <templateId root='SampleDocumentOID'/>
  <id root=' ' extension=' '/>
  <code code=' ' displayName=' '
    codeSystem='2.16.840.1.113883.6.1' codeSystemName='LOINC'/>
  <title>Sample Document</title>
  <effectiveTime value='20080601012005'/>
  <confidentialityCode code='N' displayName='Normal'
    codeSystem='2.16.840.1.113883.5.25' codeSystemName='Confidentiality' />
  <languageCode code='en-US'/>
  :
  <component><structuredBody>
    <component>
      <section>
        <templateId root='SampleSectionOID'/>
        <!-- Required Sample Section Section content -->
      </section>
    </component>
  </structuredBody></component>
</ClinicalDocument>
```

2.3.1.2 Section Content Module Constraints

450 Section content modules will define the content of a section of a clinical document. Sections will usually contain narrative text, and so this definition will often describe the information present in the narrative, although sections may be wholly comprised of subsections.

Sections may contain various subsections, and these may be required, required if known or optional. Sections may also contain various entries, and again, these may be required, required if
455 known, or optional. A section may not contain just entries; it must have at least some narrative text or subsections to be considered to be valid content.

Again, sections can inherit features from other section content modules. Once again, sections are classified using an external vocabulary (again typically this would be LOINC), and so the list of possible section codes is also specified. Sections that inherit from other sections will not specify
460 a LOINC code unless it is to restrict the type of section to smaller set of LOINC codes specified by one of its ancestors.

Thus, a section content module will contain as constraints:

- The template identifier of the parent content module when there is one.
- The LOINC code or codes that shall be used to classify the section.
- 465 • A possibly empty set of required, required if known, and optional section content modules, and their template identifiers for the subsections of this section.
- A possibly empty set of required, required if known, and optional entry content modules, and their template identifiers.
- Other constraints as necessary.

470 These constraints are presented in this document using a table for each section content module, as shown below.

Sample Section		
	SampleSectionOID	
	foo (SampleParentOID)	
	Description of this section	
	Opt	Description
XXXXX-X	R	SECTION NAME
Entries	Opt	Description
OID	R	Sample Entry
Subsections	Opt	Description
OID	R	Sample Subsection
<p>Table 0-1 Table 0-2 Table 0-3 Table 0-4 LOINC Codes Table 0-5 General Description Table 0-6 Parent Template</p>		
2.3.1.2.1 Parent Template		
The parent of this template is foo .		
<pre> <component> <section> <templateId root='SampleParentOID' /> <templateId root='SampleSectionOID' /> <id root=' ' extension=' ' /> <code code=' ' displayName=' ' codeSystem='2.16.840.1.113883.6.1' codeSystemName='LOINC' /> <text> Text as described above </text> <entry> Required and optional entries as described above </entry> <component> Required and optional subsections as described above </component> </section> </pre>		

Table 2.3.1.2.1-1 Template ID

2.3.1.3 Entry and Header Content Modules Constraints

475 Entry and Header content modules are the lowest level of content for which content modules are defined. These content modules are associated with classes from the HL7 Reference Information Model (RIM). These "RIM" content modules will constrain a single RIM class. Entry content modules typically constrain an "Act" class or one of its subtypes, while header content modules will normally constrain "Participation", "Role" or "Entity" classes, but may also constrain an "Act" class.
480

Entry and Header content modules will describe the required, required if known, and optional XML elements and attributes that are present in the CDA Release 2.0 instance. Header and Entry content modules may also be built up using other Header and Entry content modules. An entry or header content module may also specify constraints on the vocabularies used for codes found in the entry, or data types for the values found in the entry. Thus, an entry or header content module will contain as constraints:
485

- The template identifier of the parent content module when there is one.
- A description of the XML elements and attributes used in the entry, along with explanations of their meaning.
- 490 • An indication of those XML elements or attributes that are required, required if known, or optional.
- Vocabulary domains to use when coding the entry.
- Data types used to specify the value of the entry.
- Other constraints as necessary.

495

An example is shown below:

Sample Entry

Some text describing the entry.

500

```
<observation classCode='OBS' moodCode='EVN'>
  <templateId root='foo' />
</observation>
```

2.3.1.4 <observation classCode='OBS' moodCode='EVN'>

Some details about the observation element

505

2.3.1.5 <templateId root='foo' />

Some details about the template id element

3 IHE Transactions

This section defines each IHE transaction in detail, specifying the standards used, and the information transferred.

510 3.1 Cross Enterprise Document Content Transactions

At present, all transactions used by the PCC Content Profiles appear in IHE ITI TF-2. General Options defined in content profiles for a Content Consumer are described below.

3.1.1 View Option

A Content Consumer that supports the View Option shall be able to:

- 515 1. Use the appropriate XD* transactions to obtain the document along with associated necessary metadata.
- 520 2. Render the document for viewing. This rendering shall meet the requirements defined for CDA Release 2 content presentation semantics (See Section 1.2.4 of the CDA Specification: Human readability and rendering CDA Documents). CDA Header information providing context critical information shall also be rendered in a human readable manner. This includes at a minimum the ability to render the document with the stylesheet specifications provided by the document source, if the document source provides a stylesheet. Content Consumers may optionally view the document with their own stylesheet, but must provide a mechanism to view using the source stylesheet.
- 525 3. Support traversal of links for documents that contain links to other documents managed within the sharing framework.
4. Print the document to paper.

3.1.2 Document Import Option

530 This Option requires that the View Option be supported. In addition, the Content Consumer that supports the Document Import Option shall be able to support the storage of the entire document (as provided by the sharing framework, along with sufficient metadata to ensure its later viewing) both for discharge summary or referral documents. This Option requires the proper tracking of the document origin. Once a document has been imported, the Content Consumer shall offer a means to view the document without the need to retrieve it again from the sharing
535 framework. When viewed after it was imported, a Content Consumer may chose to access the sharing framework to find out if the related Document viewed has been deprecated, replaced or addended.

Note: For example, when using XDS, a Content Consumer may choose to query the Document Registry about a document previously imported in order to find out if this previously imported document may have been replaced

540 or has received an addendum. This capability is offered to Content Consumers by this Integration Profile, but not required, as the events that may justify such a query are extremely implementation specific.

3.1.3 Section Import Option

545 This Option requires that the View Option be supported. In addition, the Content Consumer that supports the Section Import Option shall be able to support the import of one or more sections of the document (along with sufficient metadata to link the data to its source) both for discharge summary or referral. This Option requires the proper tracking of the document section origin. Once sections have been selected, a Content Consumer shall offer a means to copy the imported section(s) into local data structures as free text. This is to support the display of section level information for comparison or editing in workflows such as medication reconciliation while discrete data import is not possible. When viewed again after it is imported, a Content Consumer may chose to access the sharing framework to find out if the related information has been updated.

555 **Note:** For example, when using XDS, a Content Consumer may choose to query the Document Registry about a document whose sections were previously imported in order to find out if this previously imported document may have been replaced or has received an addendum. This capability is offered to Content Consumers by this Integration Profile, but not required, as the events that may justify such a query are extremely implementation specific.

This Option does not require, but does not exclude the Content Consumer from offering a means to select and import specific subsets of the narrative text of a section.

560 3.1.4 Discrete Data Import Option

565 This Option does not require that the View, Import Document or Section Import Options be supported. The Content Consumer that supports the Discrete Data Import Option shall be able to support the storage of the structured content of one or more sections of the document. This Option requires that the user be offered the possibility to select among the specific sections that include structured content a set of clinically relevant record entries (e.g., a problem or an allergy in a list) for import as part of the local patient record with the proper tracking of its origin.

570 **Note:** The Discrete Data Import Option does not require the support of the View, Import Document or Import Sections Options so that it could be used alone to support implementations of Content Consumers such as Public Health Data or Clinical Research systems that might aggregate and anonymize specific population healthcare information data as Document Consumer Actors, but one where no care provider actually views the medical summaries.

When discrete data is accessed after it was imported, a Content Consumer may choose to check if the document related to the discrete data viewed has been deprecated, replaced or addended.

575 A Content Consumer Actor grouped with the XDS Document Source Actor may query the Document Registry about a document from which discrete data was previously imported in order to find out if this previously imported document may have been replaced or has received an addendum. This capability is offered to Content Consumers by this Integration Profile, but not required, as the events that may justify such a query are extremely implementation specific.

4 IHE Patient Care Coordination Bindings

580 This section describes how the payload used in a transaction of an IHE profile is related to and/or constrains the data elements sent or received in those transactions. This section is where any specific dependencies between the content and transaction are defined.

A content integration profile can define multiple bindings. Each binding should identify the transactions and content to which it applies.

585 The source for all required and optional attributes have been defined in the bindings below. Three tables describe the three main XDS object types: XDSDocumentEntry, XDSSubmissionSet, and XDSFolder. XDSSubmissionSet and XDSDocumentEntry are required. Use of XDSFolder is optional. These concepts are universal to XDS, XDR and XDM.

The columns of the following tables are:

- 590
- **<XXX> attribute** – name of an XDS attribute, followed by any discussion of the binding detail.
 - **Optional?** - Indicates the required status of the XDS attribute, and is one of R, R2, or O (optional). This column is filled with the values specified in the XDS Profile as a convenience.
- 595
- **Source Type** – Will contain one of the following values:

Source Type	Description
SA	Source document Attribute – value is copied directly from source document. The Source/Value column identifies where in the source document this attribute comes from. Specify the location in XPath when possible.
SAT	Source document Attribute with Transformation – value is copied from source document and transformed. The Source/Value column identifies where in the source document this attribute comes from. Specify the location in XPath when possible. Extended Discussion column must not be empty and the transform must be defined in the extended discussion
FM	Fixed (constant) by Mapping - for all source documents. Source/Value column contains the value to be used in all documents.
FAD	Fixed by Affinity Domain – value configured into Affinity Domain, all documents will use this value.
CAD	Coded in Affinity Domain – a list of acceptable codes are to be configured into Affinity Domain. The value for this attribute shall be taken from this list.
CADT	Coded in Affinity Domain with Transform - a list of acceptable codes are to be configured into Affinity Domain. The value for this attribute shall be taken from this list.
n/a	Not Applicable – may be used with an optionality R2 or O attribute to indicate it is not to be used.

Source Type	Description
DS	Document Source – value comes from the Document Source actor. Use Source/Value column or Extended Discussion to give details.
O	Other – Extended Discussion must be 'yes' and details given in an Extended Discussion.

- **Source/Value** – This column indicates the source or the value used.

600 The following tables are intended to be summaries of the mapping and transforms. The accompanying sections labeled 'Extended Discussion' are to contain the details as necessary.

4.1 Medical Document Binding to XDS, XDM and XDR

605 This binding defines a transformation that generates metadata for the XDSDocumentEntry element of appropriate transactions from the XDS, XDM and XDR profiles given a medical document and information from other sources. The medical document refers to the document being stored in a repository that will be referenced in the registry. The other sources of information include the configuration of the Document Source actor, the Affinity Domain, the site or facility, local agreements, other documents in the registry/repository, and this Content Profile.

610 In many cases, the CDA document is created for the purposes of sharing within an affinity domain. In these cases the context of the CDA and the context of the affinity domain are the same, in which case the following mappings shall apply.

615 In other cases, the CDA document may have been created for internal use, and are subsequently being shared. In these cases the context of the CDA document would not necessarily coincide with that of the affinity domain, and the mappings below would not necessarily apply.

Please note the specifics given in the table below.

4.1.1 XDSDocumentEntry Metadata

XDSDocumentEntry Attribute	Optional?	Source Type	Source/ Value
availabilityStatus	R	DS	
authorInstitution	R2	SAT	\$inst <= /ClinicalDocument/author /assignedAuthor /representedOrganization The authorInstitution can be formatted

IHE Patient Care Coordination Technical Framework, Volume 2 (PCC TF-2): Transactions and Content Profiles

XSDDocumentEntry Attribute	Optional?	Source Type	Source/ Value
			using the following XPath expression, where \$inst in the expression below represents the representedOrganization. concat(\$inst/name)
authorPerson	R2	SAT	<p>\$person <= /ClinicalDocument/author</p> <p>The author can be formatted using the following XPath expression, where \$person in the expression below represents the author.</p> <p>concat(\$person/id/@extension,"^", \$person/assignedPerson/name/family,"^", \$person/assignedPerson/name/given[1],"^", \$person/assignedPerson/name/given[2],"^", \$person/assignedPerson/name/suffix,"^", \$person/assignedPerson/name/prefix,"^", "^^^&", \$person/id/@root,"&ISO")</p>
authorRole	R2	SAT	<p>This metadata element should be based on a mapping of the participation function defined in the CDA document to the set of author roles configured for the affinity domain. If the context of the CDA coincides with that of the affinity domain, then the following x-path may be appropriate: /ClinicalDocument/author/ participationFunction</p>
authorSpecialty	R2	SAT	<p>This metadata element should be based on a mapping of the code associated with the assignedAuthor to detailed defined classification system for healthcare providers such configured in the affinity domain. Possible classifications include those found in SNOMED-CT, or the HIPAA Healthcare Provider Taxonomy. If the context of the CDA coincides with that of the affinity domain, then the following x-path may be appropriate: /ClinicalDocument/author/ assignedAuthor/code</p>
classCode	R	CADT	<p>Derived from a mapping of /ClinicalDocument/code/@code to an Affinity Domain specified coded value to use and coding system. Affinity Domains are encouraged to use the appropriate value for Type of Service, based on the LOINC Type of Service (see Page 53 of the LOINC User's Manual). Must be consistent with /ClinicalDocument/code/@code</p>
classCodeDisplayName	R	CADT	<p>DisplayName of the classCode derived. Derived from a mapping of /ClinicalDocument/code/@code to the appropriate Display Name based on the Type of Service. Must be Consistent with /ClinicalDocument/code/@code</p>

IHE Patient Care Coordination Technical Framework, Volume 2 (PCC TF-2): Transactions and Content Profiles

XSDDocumentEntry Attribute	Optional?	Source Type	Source/ Value
confidentialityCode	R	CADT	<p>Derived from a mapping of /ClinicalDocument/confidentialityCode/@code to an Affinity Domain specified coded value and coding system. When using the BPPC profile, the confidentialityCode may also be obtained from the <authorization> element.</p> <p>/ClinicalDocument/confidentialityCode/@code -AND/OR- /ClinicalDocument/authorization/consent[templateId/@root='1.3.6.1.4.1.19376.1.5.3.1.2.5']/code/@code</p>
comments	O	DS	
creationTime	R	SAT	<p>/ClinicalDocument/effectiveTime</p> <p>Times specified in clinical documents may be specified with a precision in fractional sections, and may contain a time zone offset. In the XDS Metadata, it can be precise to the second, and is always given in UTC, so the timezone offset if present must be added to the current time to obtain the UTC time.</p>
entryUUID	R	DS	
eventCodeList	O	CADT	<p>These values express a collection of keywords that may be relevant to the consumer of the documents in the registry. They may come from anywhere in the CDA document, according to its purpose.</p>
eventCodeDisplayNameList	R (if event Code is valued)	CADT	<p>These are the display names for the collection of keywords described above.</p>
formatCode	R	FM	<p>The format code for each PCC Document content profile is provided within the document specifications.</p>
healthcareFacilityTypeCode	R	CAD	<p>A fixed value assigned to the Document Source and configured form a set of Affinity Domain defined values. Must be consistent with /clinicalDocument/code</p>
healthcareFacilityTypeCodeDisplay	R	CAD	<p>Must be consistent with /clinicalDocument/code</p>

IHE Patient Care Coordination Technical Framework, Volume 2 (PCC TF-2): Transactions and Content Profiles

XSDDocumentEntry Attribute	Optional?	Source Type	Source/ Value
Name			
intendedRecipient (for XDR, XDM)	O	SAT	<p>\$person <= /ClinicalDocument/intendedRecipient and/or \$inst <= /ClinicalDocument/intendedRecipient/receivedOrganization</p> <p>The intendedRecipient can be formatted using the following XPath expression, where \$inst in the expression below represents the receivedOrganization and where \$person in the expression below represents the intendedRecipient.</p> <pre>concat(\$person/id/@extension,"^", \$person/informationRecipient/name/family,"^", \$person/informationRecipient/name/given[1],"^", \$person/informationRecipient/name/given[2],"^", \$person/informationRecipient/name/suffix,"^", \$person/informationRecipient/name/prefix,"^", "^^^&", \$person/id/@root,"&ISO", " " \$inst/name) "^^^^&", \$inst/id/@root, "&ISO", "^^^^", \$inst/id/@extension) --></pre>
languageCode	R	SA	/ClinicalDocument/languageCode
legalAuthenticator	O	SAT	<p>\$person <= /ClinicalDocument/legalAuthenticator</p> <p>The legalAuthenticator can be formatted using the following XPath expression, where \$person in the expression below represents the legalAuthenticator.</p> <pre>concat(\$person/id/@extension,"^", \$person/assignedPerson/name/family,"^", \$person/assignedPerson/name/given[1],"^", \$person/assignedPerson/name/given[2],"^", \$person/assignedPerson/name/suffix,"^", \$person/assignedPerson/name/prefix,"^", "^^^&", \$person/id/@root,"&ISO")</pre>
mimeType	R	FM	text/xml
parentDocumentRelationship	R (when applicable)	DS	<p>Local document versions need not always be published, and so no exact mapping can be determined from the content of the CDA document.</p> <p>The parentDocumentRelationship may be determined in</p>

IHE Patient Care Coordination Technical Framework, Volume 2 (PCC TF-2): Transactions and Content Profiles

XSDDocumentEntry Attribute	Optional?	Source Type	Source/ Value
			<p>some configurations from the relatedDocument element present in the CDA ddocument. If the context of the CDA coincides with that of the affinity domain, then the following x-path may be appropriate: /ClinicalDocument/relatedDocument/@typeCode</p>
parentDocumentId	R (when parent Document Relationship is present)	DS	<p>Local document versions need not always be published, and so no exact mapping can be determined from the content of the CDA document. The parentDocumentId may be determined in some configurations from the relatedDocument element present in the CDA ddocument. If the context of the CDA coincides with that of the affinity domain, then the following x-path may be appropriate: \$docID <= /ClinicalDocument/relatedDocument/parentDocument/id</p> <p>The parentDocumentId can be formatted using the following XPath expression, where \$docID in the expression below represents the identifier. concat(\$docID/@root,"^", \$docID/@extension)</p>
patientId	R	DS	<p>The XDS Affinity Domain patient ID can be mapped from the patientRole/id element using transactions from the ITI PIX or PDQ profiles. See sourcePatientId below. If the context of the CDA coincides with that of the affinity domain, then the following x-path may be appropriate: \$patID <= /ClinicalDocument/recordTarget/patientRole/id</p>
practiceSettingCode	R	CAD	<p>This elements should be based on a coarse classification system for the class of specialty practice. Recommend the use of the classification system for Practice Setting, such as that described by the Subject Matter Domain in LOINC.</p>
practiceSettingCodeDisplayName	R	CAD	<p>This element shall contain the display names associated with the codes described above.</p>
serviceStartTime	R2	SAT	<p>/ClinicalDocument/documentationOf/serviceEvent/effectiveTime/low/@value</p> <p>Times specified in clinical documents may be specified with a precision in fractional sections, and may contain a time zone offset. In the XDS Metadata, it can be precise to the second, and is always given in UTC, so the timezone offset if present must be added to the current time to obtain</p>

IHE Patient Care Coordination Technical Framework, Volume 2 (PCC TF-2): Transactions and Content Profiles

XSDDocumentEntry Attribute	Optional?	Source Type	Source/ Value
			the UTC time.
serviceStopTime	R2	SAT	<p>/ClinicalDocument/documentationOf/serviceEvent/effectiveTime/high/@value</p> <p>Times specified in clinical documents may be specified with a precision in fractional sections, and may contain a time zone offset. In the XDS Metadata, it can be precise to the second, and is always given in UTC, so the timezone offset if present must be added to the current time to obtain the UTC time.</p>
sourcePatientId	R	SAT	<p>\$patID <= /ClinicalDocument/recordTarget/patientRole/id</p> <p>The patientId can be formatted using the following XPath expression, where \$patID in the expression below represents the appropriate identifier. concat(\$patID/@extension,"^^^&", \$patID/@root,"&ISO")</p>
sourcePatientInfo	R	SAT	<p>/ClinicalDocument/recordTarget/patientRole</p> <p>The sourcePatientInfo metadata element can be assembled from various components of the patientRole element in the clinical document.</p>
title	O	SA	/ClinicalDocument/title
typeCode	R	CADT	<p>/ClinicalDocument/code/@code</p> <p>The typeCode should be mapped from the ClinicalDocument/code element to a set of document type codes configured in the affinity domain. One suggested coding system to use for typeCode is LOINC, in which case the mapping step can be omitted.</p>
typeCodeDisplayName	R	CADT	/ClinicalDocument/code/@displayName
uniqueId	R	SAT	<p>\$docID <= /ClinicalDocument/id</p> <p>The uniqueId can be formatted using the following XPath expression, where \$docID in the expression below represents the identifier.</p>

XDSDocumentEntry Attribute	Optional?	Source Type	Source/ Value
			concat(\$docID/@root,"^", \$docID/@extension)

4.1.1.1 XDSSubmissionSet Metadata

620 The submission set metadata is as defined for XDS, and is not necessarily affected by the content of the clinical document. Metadata values in an XDSSubmissionSet with names identical to those in the XDSDocumentEntry may be inherited from XDSDocumentEntry metadata, but this is left to affinity domain policy and/or application configuration.

4.1.1.2 Use of XDS Submission Set

625 This content format uses the XDS Submission Set to create a package of information to send from one provider to another. All documents referenced by the Medical Summary in this Package must be in the submission set.

4.1.1.3 Use of XDS Folders

No specific requirements identified.

4.1.1.4 Configuration

630 IHE Content Profiles using this binding require that Content Creators and Content Consumers be configurable with institution and other specific attributes or parameters. Implementers should be aware of these requirements to make such attributes easily configurable. There shall be a mechanism for the publishing and distribution of style sheets used to view clinical documents.

4.1.2 Extensions from other Domains

635 4.1.2.1 Scanned Documents (XDS-SD)

XDS-SD is a CDA R2 document and thus conforms to the XDS Metadata requirements in the IHE PCC-TF-2:5 unless otherwise specified below.

4.1.2.1.1 XDSDocumentEntry

640 XDS-SD leverages the XDS DocumentEntry Metadata requirements in the IHE PCC-TF-2:5.1.1.1.1 and in [PCC TF-2/Bindings](#) unless otherwise specified below.

4.1.2.1.1.1 XDSDocumentEntry.formatCode

The XDSDocumentEntry.formatCode shall be urn:ihe:iti:xds-sd:pdf:2008 when the document is scanned pdf and urn:ihe:iti:xds-sd:text:2008 when the document is scanned text. The formatCode codeSystem shall be 1.3.6.1.4.1.19376.1.2.3.

645 **4.1.2.1.1.2 XDSDocumentEntry.uniqueId**

This value shall be the ClinicalDocument/id in the HL7 CDA R2 header. The root attribute is required, and the extension attribute is optional. In accordance with the XDS.a profile, total length is limited to 128 characters; for XDS.b the limit is 256 characters. Additionally see IHE PCC TF-2:5.1.1.1.1 or [PCC_TF-2/Bindings](#) for further content specification.

650 **4.1.2.1.1.3 Relating instances of XDS-SD documents**

In general, most instances of XDS-SD will not have parent documents. It is possible, however, in some specific use cases that instances of XDS-SD documents are related. For example, for a particular document it may be the case that both the PDF scanned content and somewhat equivalent plaintext need to be wrapped and submitted. Each document would correspond to separate XDSDocumentEntries linked via an XFRM Association that indicates one document is a transform of the other. These can be submitted in a single submission set, or in separate ones. Other specific examples may exist and this profile does not preclude the notion of a parent document for these cases.

4.1.2.1.2 XDSSubmissionSet

660 No additional constraints. Particular to this profile, a legitimate use of submission sets would be to maintain a logical grouping of multiple XDS-SD documents. We encourage such usage. For more information, see IHE PCC-TF-2:5.1.1.1.2 or [PCC_TF-2/Bindings](#).

4.1.2.1.3 XDSFolder

665 No additional requirements. For more information, see IHE PCC-TF-2:5.1.1.1.3 or [PCC_TF-2/Bindings](#).

4.1.2.2 Basic Patient Privacy Consents (BPPC)

4.1.2.3 Laboratory Reports (XD-LAB)

XD-Lab is a CDA R2 document and thus conforms to the XDS Metadata requirements in the IHE PCC-TF-2:5 unless otherwise specified below.

670 **4.1.2.3.1 XDSDocumentEntry**

XD-Lab leverages the XDS DocumentEntry Metadata requirements in the IHE PCC-TF-2:5.1.1.1.1 and in [PCC_TF-2/Bindings](#) unless otherwise specified below

4.1.2.3.1.1 XDSDocumentEntry.eventCodeList

XD-Lab documents further constrain the XDSDocumentEntry.eventCodeList to the following.

XDSDocumentEntry

Attribute	Optional?	Source Type	Source/ Value
eventCodeList	R2	SAT	<p>ClinicalDocument / component / structuredBody / component / section / entry / act / entryRelationship / organizer (templateId="1.3.6.1.4.1.19376.1.3.1.1") / component / observation(templateId="1.3.6.1.4.1.19376.1.3.1.1.1") / code</p> <p>AND</p> <p>ClinicalDocument / component / structuredBody / component / section / entry / act / subject / code</p> <p>If the document has Reportable Condition, then this code shall be among those listed in the eventCodeList. Additionally, if the document contains information about a Non-Human Subject, then the code that indicates what this subject is shall be among those listed in the eventCodeList. Thus, this attribute has been enhanced from the XDS profile from O to R2.</p>

675 **4.1.2.3.1.2 XDSDocumentEntry.formatCode**

The XDSDocumentEntry.formatCode shall be **urn:ihe:lab:xd-lab:2008** The formatCode codeSystem shall be 1.3.6.1.4.1.19376.1.2.3.

4.1.2.3.2 XDSSubmissionSet

680 No additional constraints. For more information, see IHE PCC TF-2:5.1.1.1.2 or [PCC_TF-2/Bindings](#).

4.1.2.3.3 XDSFolder

No additional requirements. For more information, see IHE PCC TF-2:5.1.1.1.3 or [PCC_TF-2/Bindings](#).

685 5 Namespaces and Vocabularies

This section lists the namespaces and identifiers defined or referenced by the IHE PCC Technical Framework, and the vocabularies defined or referenced herein.

The following vocabularies are referenced in this document. An extensive list of registered vocabularies can be found at <http://hl7.amg-hq.net/oid/frames.cfm>.

codeSystem	codeSystemName	Description
1.3.6.1.4.1.19376.1.5.3.1	IHE PCC Template Identifiers	This is the root OID for all IHE PCC Templates. A list of PCC templates can be found below in CDA Release 2.0 Content Modules .
1.3.6.1.4.1.19376.1.5.3.2	IHEActCode	See IHEActCode Vocabulary below
1.3.6.1.4.1.19376.1.5.3.3	IHE PCC RoleCode	See IHERoleCode Vocabulary below
1.3.6.1.4.1.19376.1.5.3.4		Namespace OID used for IHE Extensions to CDA Release 2.0
2.16.840.1.113883.10.20.1	CCD Root OID	Root OID used for by ASTM/HL7 Continuity of Care Document
2.16.840.1.113883.5.112	RouteOfAdministration	See the HL7 RouteOfAdministration Vocabulary
2.16.840.1.113883.5.1063	SeverityObservation	See the HL7 SeverityObservation Vocabulary
2.16.840.1.113883.6.1	LOINC	Logical Observation Identifier Names and Codes
2.16.840.1.113883.6.96	SNOMED-CT	SNOMED Controlled Terminology
2.16.840.1.113883.6.103	ICD-9CM (diagnosis codes)	International Classification of Diseases, Clinical Modifiers, Version 9
2.16.840.1.113883.6.104	ICD-9CM (procedure codes)	International Classification of Diseases, Clinical Modifiers, Version 9
2.16.840.1.113883.6.26	MEDCIN	A classification system from MEDICOMP Systems.
2.16.840.1.113883.6.88	RxNorm	RxNorm
2.16.840.1.113883.6.63	FDDC	First DataBank Drug Codes
2.16.840.1.113883.6.12	C4	Current Procedure Terminology 4 (CPT-4) codes.
2.16.840.1.113883.6.257	Minimum Data Set for Long Term Care	The root OID for Minimum Data Set Answer Lists

690 **5.1.1 IHE Format Codes**

The table below lists the format codes, template identifiers and media types used by the IHE Profiles specified in the PCC Technical Framework, and also lists, for reference purposes the same values for other selected IHE Profiles from other committees.

695 Note that the code system for these codes is **1.3.6.1.4.1.19376.1.2.3** as assigned by the ITI Domain for codes used for the purposes of cross-enterprise document sharing (XDS). For more information see [XDS Coding System \(1.3.6.1.4.1.19376.1.2.3\)](#).

Profile	Format Code	Media Type	Template ID
2006 Profiles			
Medical Summaries (XDS-MS)	urn:ihe:pcc:xds-ms:2007	text/xml	1.3.6.1.4.1.19376.1.5.3.1.1.3 (Referral) 1.3.6.1.4.1.19376.1.5.3.1.1.4 (Discharge Summary)
2007 Profiles			
Exchange of Personal Health Records (XPHR)	urn:ihe:pcc:xphr:2007	text/xml	1.3.6.1.4.1.19376.1.5.3.1.1.5 (Extract) 1.3.6.1.4.1.19376.1.5.3.1.1.6 (Update)
Emergency Department Referral (EDR)	urn:ihe:pcc:edr:2007	text/xml	1.3.6.1.4.1.19376.1.5.3.1.1.10
2008 Profiles			
Antepartum Summary (APS)	urn:ihe:pcc:aps:2007	text/xml	1.3.6.1.4.1.19376.1.5.3.1.1.11.2
Emergency Department Encounter Summary (EDES)	urn:ihe:pcc:edes:2007	text/xml	1.3.6.1.4.1.19376.1.5.3.1.1.13.1.1 (Triage Note) 1.3.6.1.4.1.19376.1.5.3.1.1.13.1.2 (Nursing Note) 1.3.6.1.4.1.19376.1.5.3.1.1.13.1.3 (Composite Triage and Nursing Note) 1.3.6.1.4.1.19376.1.5.3.1.1.13.1.4 (Physician Note)
2009 Profiles			
Antepartum Record (APR) - History and Physical	urn:ihe:pcc:apr:handp:2008	text/xml	1.3.6.1.4.1.19376.1.5.3.1.1.16.1.1 (Antepartum History and Physical)
Antepartum Record (APR) - Laboratory	urn:ihe:pcc:apr:lab:2008	text/xml	1.3.6.1.4.1.19376.1.5.3.1.1.16.1.2 (Antepartum Laboratory)

Antepartum Record (APR) - Education	urn:ihe:pcc:apr:edu:2008	text/xml	1.3.6.1.4.1.19376.1.5.3.1.1.16.1.3 (Antepartum Education)
Immunization Registry Content (IRC)	urn:ihe:pcc:irc:2008	text/xml	1.3.6.1.4.1.19376.1.5.3.1.1.18.1.2 (Immunization Detail)
Cancer Registry Content (CRC)	urn:ihe:pcc:irc:2008	text/xml	
Care Management (CM)	urn:ihe:pcc:cm:2008	text/xml	
ITI Profiles			
Scanned Documents (PDF)	urn:ihe:iti:xds-sd:pdf:2008	text/xml	1.3.6.1.4.1.19376.1.2.20 (Scanned Document)
Scanned Documents (text)	rn:ihe:iti:xds-sd:text:2008	text/xml	1.3.6.1.4.1.19376.1.2.20 (Scanned Document)
Basic Patient Privacy Consents	urn:ihe:iti:bppc:2007	text/xml	1.3.6.1.4.1.19376.1.5.3.1.1.7 (BPPC with <i>no</i> scanned part)
Basic Patient Privacy Consents with Scanned Document	urn:ihe:iti:bppc-sd:2007	text/xml	1.3.6.1.4.1.19376.1.5.3.1.1.7.1 (BPPC <i>with</i> scanned part)
LAB Profiles			
CDA Laboratory Report	urn:ihe:lab:xd-lab:2008	text/xml	1.3.6.1.4.1.19376.1.3.3 (Laboratory Report)

5.1.2 IHEActCode Vocabulary

CCD ASTM/HL7 Continuity of Care Document

700 CCR ASTM CCR Implementation Guide

The IHEActCode vocabulary is a small vocabulary of clinical acts that are not presently supported by the HL7 ActCode vocabulary. The root namespace (OID) for this vocabulary is 1.3.5.1.4.1.19376.1.5.3.2. These vocabulary terms are based on the vocabulary and concepts used in the CCR and CCD standards listed above.

705

Code	Description
COMMENT	This is the act of commenting on another act.
PINSTRUCT	This is the act of providing instructions to a patient regarding the use of medication.
FINSTRUCT	This is the act of providing instructions to the supplier regarding the fulfillment of the medication order.

Code	Description
IMMUNIZ	The act of immunization of a patient using a particular substance or class of substances identified using a specified vocabulary. Use of this vocabulary term requires the use of either the SUBSTANCE or SUBSTCLASS qualifier described below, along with an identified substance or class of substances.
DRUG	The act of treating a patient with a particular substance or class of substances identified using a specified vocabulary. Use of this vocabulary term requires the use of either the SUBSTANCE or SUBSTCLASS qualifier described below, along with an identified substance or class of substances.
INTOL	An observation that a patient is somehow intollerant of (e.g., allergic to) a particular substance or class of substances using a specified vocabulary. Use of this vocabulary term requires the use of either the SUBSTANCE or SUBSTCLASS qualifier described below, along with an identified substance or class of substances.
SUBSTANCE	A qualifier that identifies the substance used to treat a patient in an immunization or drug treatment act. The substance is expected to be identified using a vocabulary such as RxNORM, SNOMED CT or other similar vocabulary and should be specific enough to identify the ingredients of the substance used.
SUBSTCLASS	A qualifier that identifies the class of substance used to treat a patient in an immunization or drug treatment act. The class of substances is expected to be identified using a vocabulary such as NDF-RT, SNOMED CT or other similar vocabulary, and should be broad enough to classify substances by mechanism of action (e.g., Beta Blocker), intended effect (Dieuretic, antibiotic) or ...

5.1.3 IHERoleCode Vocabulary

The IHERoleCode vocabulary is a small vocabulary of role codes that are not presently supported by the HL7 Role Code vocabulary. The root namespace (OID) for this vocabulary is 1.3.5.1.4.1.19376.1.5.3.3.

710

Code	Description
EMPLOYER	The employer of a person.
SCHOOL	The school in which a person is enrolled.
AFFILIATED	An organization with which a person is affiliated (e.g., a volunteer organization).
PHARMACY	The pharmacy a person uses.

6 PCC Content Modules

6.1 Conventions

715 Various tables used in this section will further constrain the content. Within this volume, the follow conventions are used.

R

720 A "Required" data element is one that shall always be provided. If there is information available, the data element must be present. If there is no information available, or it cannot be transmitted, the data element must contain a value indicating the reason for omission of the data. (See IHE PCC TF-2:5.3.4.2 for a list of appropriate statements).

R2

725 A "Required if data present" data element is one that shall be provided when a value exists. If the information cannot be transmitted, the data element shall contain a value indicating the reason for omission of the data. If no such information is available to the creator or if such information is not available in a well identified manner (e.g., buried in a free form narrative that contains additional information relevant to other sections) or if the creator requires that information be absent, the R2 section shall be entirely absent. (See section IHE PCC TF-2:5.3.4.2 for a list of appropriate statements).

O

730 An optional data element is one that may be provided, irrespective of whether the information is available or not. If the implementation elects to support this optional section, then its support shall meet the requirement set forth for the "Required if data present" or R2.

C

735 A conditional data element is one that is required, required if known or optional depending upon other conditions. These will have further notes explaining when the data element is required, et cetera.

740 Note: The definitions of R, R2, and O differ slightly from other IHE profiles. This is due in part to the fact that local regulations and policies may in fact prohibit the transmission of certain information, and that a human decision to transmit the information may be required in many cases.

6.2 Folder Content Modules

This section contains modules that describe the content requirements of Folders used with XDS, XDM or XDR. When workflows are completed normally, the folders will contain documents

745 with the optionality specified in the tables shown below. Under certain circumstances, the folders will not meet the optionality requirements described below, for example, when the patient leaves before treatment is completed.

6.2.1 EDES Folder Specification

This section intentionally left blank.

750 **6.2.2 APR Folder Specification**

This section intentionally left blank.

6.2.3 LDR Folder Specification

This section intentionally left blank.

6.3 HL7 Version 3.0 Content Modules

755 This section contains content modules based upon the HL7 CDA Release 2.0 Standard, and related standards and/or implementation guides.

6.3.1 CDA Document Content Modules

6.3.1.1 Medical Documents Specification 1.3.6.1.4.1.19376.1.5.3.1.1.1

760 This section defines the base set of constraints used by almost all medical document profiles described the PCC Technical Framework.

6.3.1.1.1 Standards

CDAR2 [HL7 CDA Release 2.0](#)

CDTHP [CDA for Common Document Types History and Physical Notes \(DSTU\)](#)

XMLXSL [Associating Style Sheets with XML documents](#)

6.3.1.1.2 Conformance

765 CDA Release 2.0 documents that conform to the requirements of this content module shall indicate their conformance by the inclusion of the appropriate <templateId> elements in the header of the document. This is shown in the sample document below.

```

770 <ClinicalDocument xmlns='urn:hl7-org:v3'>
      <typeId extension="POCD_HD000040" root="2.16.840.1.113883.1.3"/>
      <templateId root='1.3.6.1.4.1.19376.1.5.3.1.1.1' />
      <id root=' ' extension=' ' />
      <code code=' ' displayName=' '
775     codeSystem='2.16.840.1.113883.6.1' codeSystemName='LOINC' />
      <title>Medical Documents</title>
      <effectiveTime value='20081004012005' />
      <confidentialityCode code='N' displayName='Normal'
780     codeSystem='2.16.840.1.113883.5.25' codeSystemName='Confidentiality' />
      <languageCode code='en-US' />
      :
      <component><structuredBody>
      </structuredBody></component>
    </ClinicalDocument>
  
```

Figure 6.3.1.1.2-1 Sample Medical Documents Document

```

785 <!-- Verify the document type code -->
      <assert test='cda:code[@code = "{{{LOINC}}}"']>
        Error: The document type code of a Medical Documents must be {{{LOINC}}}
      </assert>
      <assert test='cda:code[@codeSystem = "2.16.840.1.113883.6.1"]>
790     Error: The document type code must come from the LOINC code
        system (2.16.840.1.113883.6.1).
      </assert>
  
```

6.3.1.1.3 Specification

The constraints for encoding of the CDA Header (Level 1) can be found in the CDA for Common Document Types History and Physical Implementation Guide, in the section 2. CDA Header -- General Constraints.

- IHE Medical Documents **SHALL** follow all constraints found in that section with the exception of the constraint on realmcode found in **CONF-HP-10**.
- IHE Medical Documents which are implemented for the US Realm **SHALL** follow ALL constraints found in that section, and **SHALL** use both the IHE Medical Document templateId (1.3.6.1.4.1.19376.1.5.3.1.1.1) and the HL7 General Header Constraints templateId (2.16.840.1.113883.10.20.3).}

Realm	Constraints	Template IDs Required
Universal	CONF-HP-1 through CONF-HP-9 CONF-HP-11 through CONF-HP-40	1.3.6.1.4.1.19376.1.5.3.1.1.1
US	CONF-HP-1 through CONF-HP-40	1.3.6.1.4.1.19376.1.5.3.1.1.1 2.16.840.1.113883.10.20.3

6.3.1.1.4 Style Sheets

805 Document sources **SHOULD** provide an XML style sheet to render the content of the Medical Summary document. The output of this style sheet **SHALL** be an XHTML Basic (see <http://www.w3.org/TR/xhtml-basic/>) document that renders the clinical content of a Medical Summary Document as closely as possible as the sending provider viewed the completed document. When a style sheet is provided, at least one processing instruction **SHALL** be included in the document that including a link to the URL for the XML style sheet. To ensure that the style sheet is available to all receivers, more than one stylesheet link **MAY** be included.

810 When a stylesheet is used within an XDS Affinity domain, the link to it **SHALL** be provided using an HTTPS or HTTP URL.

```
<?xml-stylesheet href='https://foobar:8080/mystylesheet.xml' type='text/xsl'?>
```

815 When using XDM or XDR to exchange documents, the stylesheet **SHALL** also be exchanged on the media. The link to the stylesheet **SHALL** be recorded as a relative URL.

```
<?xml-stylesheet href='../..'/stylesheets/mystylesheet.xml' type='text/xsl'?>
```

820 Style sheets **SHOULD NOT** rely on graphic or other media resources. If graphics other media resources are used, these **SHALL** be accessible in the same way as the stylesheet. The Content Creator **NEED NOT** be the provider of the resources (stylesheet or graphics).

When a Content Creator provides a style sheet, Content Consumers **MUST** provide a mechanism to render the document with that style sheet. Content Consumers **MAY** view the document with their own style sheet.

825 To record the stylesheet within a CDA Document that might be used in both an XDS and XDM environment, more than one stylesheet processing instruction is required. In this case, all style sheet processing instructions included **MUST** include the alternate='yes' attribute.

```
<?xml-stylesheet href='https://foobar:8080/mystylesheet.xml' type='text/xsl' alternate='yes'?>  
<?xml-stylesheet href='../..'/stylesheets/mystylesheet.xml' type='text/xsl' alternate='yes'?>
```

830 A Content Consumer that is attempting to render a document using the document supplied stylesheet **MAY** use the first style sheet processing instruction for which it is able to obtain the style sheet content, and **SHALL NOT** report any errors if it is able to find at least one stylesheet to render with.

6.3.1.1.5 Distinctions of None

835 Information that is sent **MUST** clearly identify distinctions between
None

It is known with complete confidence that there are none. Used in the context of problem and medication lists, this indicates that the sender knows that there is no relevant information that can be sent.

840 None Known

None are known at this time, but it is not known with complete confidence than none exist. Used in the context of allergy lists, where essentially, it is impossible to prove the negative that no allergies exist, it is only possible to assert that none have been found to date.

845 None Known Did Ask

None are known at this time, and it is not known with complete confidence than none exist, but the information was requested. Also used in the context of allergy lists, where essentially, it is impossible to prove the negative that no allergies exist, it is only possible to assert that none have been found to date.

850 Unknown

The information is not known, or is otherwise unavailable.

In the context of CDA, sections that are required to be present but have no information should use one of the above phrases where appropriate.

855 An appropriate machine readable entry shall be present for problems, medications and allergies to indicate the reason for no information. Codes for recording unknown or no information are provided in the section on the [Problem](#), [Allergy](#) and [Medications](#) Entry.

6.3.1.2 Medical Summary Specification 1.3.6.1.4.1.19376.1.5.3.1.1.2

860 A medical summary contains a snapshot of the patient's medical information, including at the very least, a list of the patients problems, medications and allergies. A Medical Summary is an abstract template that is expected to be further refined by additional document templates. `

6.3.1.2.1 Parent Template

This document is an instance of the [Medical Document](#) template.

6.3.1.2.2 Standards

CDAR2 [HL7 CDA Release 2.0](#)

6.3.1.2.3 Specification

865

Table 6.3.1.2.3-1

Data Element Name	Opt	Template ID
Problem Concern Entry	R	1.3.6.1.4.1.19376.1.5.3.1.4.5.2
Allergy Concern Entry	R	1.3.6.1.4.1.19376.1.5.3.1.4.5.3
Medications	R	1.3.6.1.4.1.19376.1.5.3.1.4.7
Payers	O	1.3.6.1.4.1.19376.1.5.3.1.1.5.3.7

6.3.1.2.4 Conformance

870 CDA Release 2.0 documents that conform to the requirements of this content module shall indicate their conformance by the inclusion of the appropriate <templateId> elements in the header of the document. This is shown in the sample document below. A CDA Document may conform to more than one template. This content module inherits from the [Medical Document](#) content module, and so must conform to the requirements of that template as well, thus all <templateId> elements shown in the example below shall be included.

```

880 <ClinicalDocument xmlns='urn:h17-org:v3'>
  <typeId extension="POCD_HD000040" root="2.16.840.1.113883.1.3"/>
  <templateId root="1.3.6.1.4.1.19376.1.5.3.1.1.1"/>
  <templateId root="1.3.6.1.4.1.19376.1.5.3.1.1.2"/>
  <id root=' ' extension=' '/>
  <code code=' ' displayName=' '
    codeSystem='2.16.840.1.113883.6.1' codeSystemName='LOINC'/>
  <title>Medical Summary</title>
  <effectiveTime value='20081004012005'/>
885 <confidentialityCode code='N' displayName='Normal'
    codeSystem='2.16.840.1.113883.5.25' codeSystemName='Confidentiality' />
  <languageCode code='en-US'/>
  :
890 <component><structuredBody>
  </structuredBody></component>
</ClinicalDocument>

```

Figure 6.3.1.2.4-1 Sample Medical Summary Document

6.3.1.2.5 Document Specification

895 A medical summary is a type of medical document, and incorporates the constraints defined for [Medical Documents](#), and requires the recording of Problems, Allergies and Medications. It also allows for the recording of the payers via the Payers Section.

6.3.1.3 Referral Summary Specification 1.3.6.1.4.1.19376.1.5.3.1.1.3

900 The use case is described fully in IHE PCC TF-1:3.2.1 for the Ambulatory Specialist Referral. Briefly, it involves a "collaborative" transfer of care for the referral of a patient from a primary care provider (PCP) to a specialist. The important document data elements identified by physicians and nurses for this use case are listed in the table below under the column "Data

905 Elements". These were then mapped to the categories given HL7 Care Record Summary Implementation Guide, and HL7 CDA Release 2.0. These mappings are provided in the next two columns.

A referral summary is a type of Medical Summary, and incorporates the constraints defined for a [Medical Summary](#) above. This section defines additional constraints for Medical Summary Content used in a Referral summary. These tables present the Categories, as defined in Section 3 of CRS. In no case are these IHE requirements less strict than those defined by CRS.

910 **6.3.1.3.1 Format Code**

The XDSDocumentEntry format code for this content is **urn:ihe:pcc:xds-ms:2007**

6.3.1.3.2 Parent Template

This document is an instance of the [Medical Summary](#) template.

6.3.1.3.3 Standards

CDAR2	HL7 CDA Release 2.0
CRS	HL7 Care Record Summary
CCD	ASTM/HL7 Continuity of Care Document

915 **6.3.1.3.4 Data Element Index**

Data Elements	HL7 Care Record Summary	CDA Release 2.0
Reason for Referral	Reason for Referral	REASON FOR REFERRAL
History Present Illness	History of Present Illness	HISTORY OF PRESENT ILLNESS
Active Problems	Conditions	PROBLEM LIST
Current Meds	Medications	HISTORY OF MEDICATION USE
Allergies	Allergies and Adverse Reactions	HISTORY OF ALLERGIES
History of Past Illness	Conditions	HISTORY OF PAST ILLNESS
List of Surgeries	Past Surgical History	HISTORY OF PRIOR SURGERIES
Immunizations	Immunizations	HISTORY OF IMMUNIZATIONS
Family History	Family History	HISTORY OF FAMILY ILLNESS

IHE Patient Care Coordination Technical Framework, Volume 2 (PCC TF-2): Transactions and Content Profiles

Data Elements	HL7 Care Record Summary	CDA Release 2.0
Social History	Social History	SOCIAL HISTORY
Pertinent Review of Systems	Review of Systems	REVIEW OF SYSTEMS
Vital Signs	Physical Exam	VITAL SIGNS
Physical Exam	Physical Exam	GENERAL STATUS, PHYSICAL FINDINGS
Relevant Diagnostic Surgical Procedures / Clinical Reports (including links)	Studies and Reports	RELEVANT DIAGNOSTIC TESTS AND/OR LABORATORY DATA
Relevant Diagnostic Test and Reports (Lab, Imaging, EKG's, etc.) including links.	Studies and Reports	RELEVANT DIAGNOSTIC TESTS AND/OR LABORATORY DATA
Plan of Care (new meds labs, or x-rays ordered)	Care Plan	TREATMENT PLAN
Advance Directives	Advance Directives	ADVANCE DIRECTIVES
Patient Administrative Identifiers	Header	patientRole/id
Pertinent Insurance Information	Participant	participant[@classCode='HLD']
Data needed for state and local referral forms, if different than above	Optional Sections	section

6.3.1.3.5 Specification

Table 6.3.1.3.5-1

Data Element Name	Opt	Template ID
Reason for Referral	R	1.3.6.1.4.1.19376.1.5.3.1.3.1
History Present Illness	R	1.3.6.1.4.1.19376.1.5.3.1.3.4
Active Problems	R	1.3.6.1.4.1.19376.1.5.3.1.3.6
Current Meds	R	1.3.6.1.4.1.19376.1.5.3.1.3.19
Allergies	R	1.3.6.1.4.1.19376.1.5.3.1.3.13
History of Past Illness	R2	1.3.6.1.4.1.19376.1.5.3.1.3.8
List of Surgeries	R2	1.3.6.1.4.1.19376.1.5.3.1.3.11

Data Element Name	Opt	Template ID
Immunizations	R2	1.3.6.1.4.1.19376.1.5.3.1.3.23
Family History	R2	1.3.6.1.4.1.19376.1.5.3.1.3.14
Social History	R2	1.3.6.1.4.1.19376.1.5.3.1.3.16
Pertinent Review of Systems	O	1.3.6.1.4.1.19376.1.5.3.1.3.18
Vital Signs	R2	1.3.6.1.4.1.19376.1.5.3.1.3.25
Physical Exam	R2	1.3.6.1.4.1.19376.1.5.3.1.3.24
Relevant Diagnostic Surgical Procedures / Clinical Reports and Relevant Diagnostic Test and Reports (Lab, Imaging, EKG's, etc.) including links.	R2	1.3.6.1.4.1.19376.1.5.3.1.3.27
Plan of Care (new meds, labs, or x-rays ordered)	R2	1.3.6.1.4.1.19376.1.5.3.1.3.31
Advance Directives	R2	1.3.6.1.4.1.19376.1.5.3.1.3.34
Patient Administrative Identifiers Handled by the Medical Documents Content Profile by reference to constraints in HL7 CRS.	R	
Pertinent Insurance Information Refer to Appropriate Payers Section -- TBD	R2	
Data needed for state and local referral forms, if different than above These are handed by including additional sections within the summary.	R2	

6.3.1.3.6 Conformance

- 920 CDA Release 2.0 documents that conform to the requirements of this content module shall indicate their conformance by the inclusion of the appropriate <templateId> elements in the header of the document. This is shown in the sample document below. A CDA Document may conform to more than one template. This content module inherits from the [Medical Summary](#) content module, and so must conform to the requirements of that template as well, thus all
- 925 <templateId> elements shown in the example below shall be included.

```
930 <ClinicalDocument xmlns='urn:hl7-org:v3'>
  <typeId extension="POCD_HD000040" root="2.16.840.1.113883.1.3"/>
  <templateId root='1.3.6.1.4.1.19376.1.5.3.1.1.2'/>
  <templateId root='1.3.6.1.4.1.19376.1.5.3.1.1.3'/>
  <id root=' ' extension=' '/>
  <code code=' ' displayName=' '
    codeSystem='2.16.840.1.113883.6.1' codeSystemName='LOINC'/>
  <title>Referral Summary</title>
935 <effectiveTime value='20081004012005'/>
  <confidentialityCode code='N' displayName='Normal'
    codeSystem='2.16.840.1.113883.5.25' codeSystemName='Confidentiality' />
  <languageCode code='en-US'/>
  :
940 <component><structuredBody>
  <component>
    <section>
      <templateId root='1.3.6.1.4.1.19376.1.5.3.1.3.1'/>
      <!-- Required Reason for Referral Section content -->
    </section>
945 </component>

  <component>
    <section>
      <templateId root='1.3.6.1.4.1.19376.1.5.3.1.3.4'/>
      <!-- Required History Present Illness Section content -->
    </section>
950 </component>

  <component>
    <section>
      <templateId root='1.3.6.1.4.1.19376.1.5.3.1.3.6'/>
      <!-- Required Active Problems Section content -->
    </section>
955 </component>

  <component>
    <section>
      <templateId root='1.3.6.1.4.1.19376.1.5.3.1.3.19'/>
      <!-- Required Current Meds Section content -->
    </section>
965 </component>

  <component>
    <section>
      <templateId root='1.3.6.1.4.1.19376.1.5.3.1.3.13'/>
      <!-- Required Allergies Section content -->
    </section>
970 </component>
</structuredBody>
</component>
</ClinicalDocument>
```

```
975 <component>
    <section>
      <templateId root='1.3.6.1.4.1.19376.1.5.3.1.3.8' />
      <!-- Required if known History of Past Illness Section content -->
    </section>
980 </component>

    <component>
    <section>
      <templateId root='1.3.6.1.4.1.19376.1.5.3.1.3.11' />
985 <!-- Required if known List of Surgeries Section content -->
    </section>
    </component>

    <component>
    <section>
      <templateId root='1.3.6.1.4.1.19376.1.5.3.1.3.23' />
990 <!-- Required if known Immunizations Section content -->
    </section>
    </component>

    <component>
    <section>
      <templateId root='1.3.6.1.4.1.19376.1.5.3.1.3.14' />
995 <!-- Required if known Family History Section content -->
    </section>
1000 </component>

    <component>
    <section>
      <templateId root='1.3.6.1.4.1.19376.1.5.3.1.3.16' />
1005 <!-- Required if known Social History Section content -->
    </section>
    </component>

    <component>
    <section>
      <templateId root='1.3.6.1.4.1.19376.1.5.3.1.3.18' />
1010 <!-- Optional Pertinent Review of Systems Section content -->
    </section>
1015 </component>

    <component>
    <section>
      <templateId root='1.3.6.1.4.1.19376.1.5.3.1.3.25' />
1020 <!-- Required if known Vital Signs Section content -->
    </section>
    </component>

    <component>
    <section>
      <templateId root='1.3.6.1.4.1.19376.1.5.3.1.3.24' />
1025 <!-- Required if known Physical Exam Section content -->
    </section>
1030 </component>
```

```
1035 <component>
      <section>
        <templateId root='1.3.6.1.4.1.19376.1.5.3.1.3.27' />
        <!-- Required if known Relevant Diagnostic Surgical Procedures / Clinical Reports and
Relevant Diagnostic Test and Reports Section content -->
      </section>
    </component>

1040 <component>
      <section>
        <templateId root='1.3.6.1.4.1.19376.1.5.3.1.3.31' />
        <!-- Required if known Plan of Care (new meds, labs, or x-rays ordered) Section content -
->
1045 </section>
      </component>

      <component>
        <section>
          <templateId root='1.3.6.1.4.1.19376.1.5.3.1.3.34' />
          <!-- Required if known Advance Directives Section content -->
1050 </section>
        </component>

1055 </structuredBody></component>
</ClinicalDocument>
```

Figure 6.3.1.3.6-1 Sample Referral Summary Document

6.3.1.4 Discharge Summary Specification 1.3.6.1.4.1.19376.1.5.3.1.1.4

1060 This use case is described fully in the XDS-MS profile found in IHE PCC TF-1:3.2.2. Briefly, it involves an episodic transfer of care in the form of a patient discharge from a hospital to home. The important data elements identified by physicians and nurses for this use case are listed in the table below under the column "Data Elements". These are mapped to the categories given HL7 Care Record Summary Implementation Guide, and HL7 CDA Release 2.0 in the next two
1065 columns.

A discharge summary is a type of medical summary, and incorporates the constraints defined for [Medical Summaries](#).

1070 This section defines additional constraints for Medical Summary Content used in a Discharge Summary. These tables present the data elements described above, along with their optionality, and references to the section and template where these sections or header data elements are further defined.

In no case are these IHE requirements less strict than those defined by the HL7 Care Record Summary.

6.3.1.4.1 Format Code

1075 The XDSDocumentEntry format code for this content is **urn:ihe:pcc:xds-ms:2007**

6.3.1.4.2 Parent Template

This document is an instance of the [Medical Summary](#) template.

6.3.1.4.3 Standards

CDAR2 [HL7 CDA Release 2.0](#)

CRS [HL7 Care Record Summary](#)

CCD [ASTM/HL7 Continuity of Care Document](#)

6.3.1.4.4 Data Element Index

Data Elements	HL7 Care Record Summary	CDA Release 2.0
Date of Admission	Header	encompassingEncounter/effectiveTime
Date of Discharge	Header	encompassingEncounter/effectiveTime
Participating Providers and Roles	Header	documentationOf/serviceEvent/performer

IHE Patient Care Coordination Technical Framework, Volume 2 (PCC TF-2): Transactions and Content Profiles

Data Elements	HL7 Care Record Summary	CDA Release 2.0
Discharge Disposition (who, how, where)	Care Plan	DISCHARGE DISPOSITION
Admitting Diagnosis	Conditions	HOSPITAL ADMISSION DX
History of Present Illness	History of Present Illness	HISTORY OF PRESENT ILLNESS
Hospital Course	Hospital Course	HOSPITAL COURSE
Discharge Diagnosis (including active and resolved problems)	Conditions	HOSPITAL DISCHARGE DX
Selected Medicine Administered during Hospitalization	Medications	HISTORY OF MEDICATION USE
Discharge Medications	Medications	HOSPITAL DISCHARGE MEDICATIONS
Allergies and adverse reactions	Allergies and Adverse Reactions	HISTORY OF ALLERGIES
Discharge Diet	Optionally found in Care Plan	DISCHARGE DIET
Review of Systems	Review of Systems	REVIEW OF SYSTEMS
Vital Signs (most recent, high/low/average)	Physical Exam	VITAL SIGNS
Functional Status	Functional Status	HISTORY OF FUNCTIONAL STATUS
Relevant Procedures and Reports (including links)	Studies and Reports	HOSPITAL DISCHARGE STUDIES
Relevant Diagnostic Tests and Reports (including links)	Studies and Reports	HOSPITAL DISCHARGE STUDIES
Plan of Care	Care Plan	TREATMENT PLAN
Administrative Identifiers	Header	patient/id
Pertinent Insurance Information	Header	participant[@classCode='HLD']

1080

6.3.1.4.5 Specification

Table 6.3.1.4.5-1

Data Element Name	Opt	Template ID
Active Problems	R	1.3.6.1.4.1.19376.1.5.3.1.3.6
Resolved Problems	R	1.3.6.1.4.1.19376.1.5.3.1.3.8
Discharge Diagnosis	R	1.3.6.1.4.1.19376.1.5.3.1.3.7
Admitting Diagnosis	R	1.3.6.1.4.1.19376.1.5.3.1.3.3
Selected Meds Administered	R2	1.3.6.1.4.1.19376.1.5.3.1.3.21
Discharge Meds	R	1.3.6.1.4.1.19376.1.5.3.1.3.22
Admission Medications	R2	1.3.6.1.4.1.19376.1.5.3.1.3.20
Allergies	R	1.3.6.1.4.1.19376.1.5.3.1.3.13
Hospital Course	R	1.3.6.1.4.1.19376.1.5.3.1.3.5
Advance Directives	O	1.3.6.1.4.1.19376.1.5.3.1.3.34
History of Present Illness	R2	1.3.6.1.4.1.19376.1.5.3.1.3.4
Functional Status	O	1.3.6.1.4.1.19376.1.5.3.1.3.17
Review of Systems	O	1.3.6.1.4.1.19376.1.5.3.1.3.18
Physical Examination	O	1.3.6.1.4.1.19376.1.5.3.1.3.24
Vital Signs	O	1.3.6.1.4.1.19376.1.5.3.1.3.25
Discharge Procedures Tests, Reports	O	1.3.6.1.4.1.19376.1.5.3.1.3.29
Plan of Care	R	1.3.6.1.4.1.19376.1.5.3.1.3.31
Discharge Diet	O	1.3.6.1.4.1.19376.1.5.3.1.3.33

6.3.1.4.6 Conformance

1085 CDA Release 2.0 documents that conform to the requirements of this content module shall
indicate their conformance by the inclusion of the appropriate <templateId> elements in the
header of the document. This is shown in the sample document below. A CDA Document may
conform to more than one template. This content module inherits from the [Medical Summary](#)
content module, and so must conform to the requirements of that template as well, thus all
1090 <templateId> elements shown in the example below shall be included.

```
1095 <ClinicalDocument xmlns='urn:hl7-org:v3'>
  <typeId extension="POCD_HD000040" root="2.16.840.1.113883.1.3"/>
  <templateId root='1.3.6.1.4.1.19376.1.5.3.1.1.2'/>
  <templateId root='1.3.6.1.4.1.19376.1.5.3.1.1.4'/>
  <id root=' ' extension=' '/>
  <code code=' ' displayName=' '
    codeSystem='2.16.840.1.113883.6.1' codeSystemName='LOINC'/>
  <title>Discharge Summary</title>
  <effectiveTime value='20081004012005'/>
  <confidentialityCode code='N' displayName='Normal'
    codeSystem='2.16.840.1.113883.5.25' codeSystemName='Confidentiality' />
  <languageCode code='en-US'/>
  :
  <component><structuredBody>
    <component>
      <section>
        <templateId root='1.3.6.1.4.1.19376.1.5.3.1.3.6'/>
        <!-- Required Active Problems Section content -->
      </section>
    </component>
    <component>
      <section>
        <templateId root='1.3.6.1.4.1.19376.1.5.3.1.3.8'/>
        <!-- Required Resolved Problems Section content -->
      </section>
    </component>
    <component>
      <section>
        <templateId root='1.3.6.1.4.1.19376.1.5.3.1.3.7'/>
        <!-- Required Discharge Diagnosis Section content -->
      </section>
    </component>
    <component>
      <section>
        <templateId root='1.3.6.1.4.1.19376.1.5.3.1.3.3'/>
        <!-- Required Admitting Diagnosis Section content -->
      </section>
    </component>
    <component>
      <section>
        <templateId root='1.3.6.1.4.1.19376.1.5.3.1.3.21'/>
        <!-- Required if known Selected Meds Administered Section content -->
      </section>
    </component>
    <component>
      <section>
        <templateId root='1.3.6.1.4.1.19376.1.5.3.1.3.22'/>
        <!-- Required Discharge Meds Section content -->
      </section>
    </component>
    <component>
      <section>
        <templateId root='1.3.6.1.4.1.19376.1.5.3.1.3.20'/>
        <!-- Required if known Admission Medications Section content -->
      </section>
    </component>
  </structuredBody>
</component>
</ClinicalDocument>
```

```
1155 <component>
      <section>
        <templateId root='1.3.6.1.4.1.19376.1.5.3.1.3.13' />
        <!-- Required Allergies Section content -->
      </section>
    </component>
1160
    <component>
      <section>
        <templateId root='1.3.6.1.4.1.19376.1.5.3.1.3.5' />
        <!-- Required Hospital Course Section content -->
      </section>
    </component>
1165
    <component>
      <section>
        <templateId root='1.3.6.1.4.1.19376.1.5.3.1.3.34' />
        <!-- Optional Advance Directives Section content -->
      </section>
    </component>
1170
    <component>
      <section>
        <templateId root='1.3.6.1.4.1.19376.1.5.3.1.3.4' />
        <!-- Required if known History of Present Illness Section content -->
      </section>
    </component>
1175
    <component>
      <section>
        <templateId root='1.3.6.1.4.1.19376.1.5.3.1.3.17' />
        <!-- Optional Functional Status Section content -->
      </section>
    </component>
1185
    <component>
      <section>
        <templateId root='1.3.6.1.4.1.19376.1.5.3.1.3.18' />
        <!-- Optional Review of Systems Section content -->
      </section>
    </component>
1190
    <component>
      <section>
        <templateId root='1.3.6.1.4.1.19376.1.5.3.1.3.24' />
        <!-- Optional Physical Examination Section content -->
      </section>
    </component>
1195
    <component>
      <section>
        <templateId root='1.3.6.1.4.1.19376.1.5.3.1.3.25' />
        <!-- Optional Vital Signs Section content -->
      </section>
    </component>
1200
    <component>
      <section>
        <templateId root='1.3.6.1.4.1.19376.1.5.3.1.3.29' />
        <!-- Optional Discharge Procedures Tests, Reports Section content -->
      </section>
    </component>
1205
    <component>
      <section>
        <templateId root='1.3.6.1.4.1.19376.1.5.3.1.3.25' />
        <!-- Optional Vital Signs Section content -->
      </section>
    </component>
1210
    <component>
      <section>
        <templateId root='1.3.6.1.4.1.19376.1.5.3.1.3.29' />
        <!-- Optional Discharge Procedures Tests, Reports Section content -->
      </section>
    </component>
1215
```

```
1220 <component>
      <section>
        <templateId root='1.3.6.1.4.1.19376.1.5.3.1.3.31' />
        <!-- Required Plan of Care Section content -->
      </section>
    </component>

1225 <component>
      <section>
        <templateId root='1.3.6.1.4.1.19376.1.5.3.1.3.33' />
        <!-- Optional Discharge Diet Section content -->
      </section>
    </component>

1230

    </structuredBody></component>
  </ClinicalDocument>
```

Figure 6.3.1.4.6-1 Sample Discharge Summary Document

1235 **6.3.1.5 PHR Extract Specification 1.3.6.1.4.1.19376.1.5.3.1.1.5**

The PHR Extract module describes the document content that summarizes information contained within a Personal Health Record. While a PHR can contain a great deal more information (including clinical documents, lab reported, images, trend data, monitoring data) et cetera, this content module only deals with the format of the summary information from the PHR.

1240 An PHR Extract Module is a type of medical summary, and incorporates the constraints defined for [Medical Summaries](#). While mappings have been provided to various standards, this content module conforms to the ASTM/HL7 Continuity of Care Document as well as this guide.

1245 The following table describes the data elements that may be present in a PHR Extract. The first column of this table is drawn from the Common Data Elements in the PHR found in Appendix B of the AHIMA Report: The Role of the Personal Health Record in the EHR. Indented items in this column of the table provide more detail for the item they appear underneath.

These data elements were then mapped to the ASTM CCR, HL7 CDA, CRS and CCD and the implicit data elements referenced by the HL7 PHR Conformance Criteria.

1250 A further requirement of transfers of information between PHR and EHR systems is that authorship of the information stored within the PHR shall be tracable through the various import/export cycles. PHR Manager Actors must be secure nodes or secure applications, which requires logging of any updates to or accesses of PHR information. The DSG profile should be used to ensure that information coming into, or exiting these systems is verifiably authored.

6.3.1.5.1 Format Code

1255 The XDSDocumentEntry format code for this content is **urn:ihe:pcc:xphr:2007**

6.3.1.5.2 Parent Template

This document is an instance of the [Medical Summary](#) template.

6.3.1.5.3 LOINC Code

The LOINC code for this document is **34133-9** Summary of Episode Note

1260

6.3.1.5.4 Standards

AHIMA-PHR	AHIMA PHR Common Data Elements
CDAR2	HL7 CDA Release 2.0
CRS	HL7 Care Record Summary
CCD	ASTM/HL7 Continuity of Care Document
HL7-PHR	HL7 PHR Functional Model (Draft)
LOINC	Logical Observation Identifier Names and Codes

6.3.1.5.5 Data Element Index

AHIMA Common Data Elements	ASTM Continuity of Care Record	HL7 Clinical Document Architecture, Care Record Summary or Continuity of Care Document	HL7 PHR Conformance Criteria
Personal Information	Patient	patientRole	Demographic Information
Name	Patient	patient/name	Demographic Information
Address	Patient	patientRole/addr	Contact Information
Contact Information	Patient	patientRole/telecom	Contact Information
Personal Identification Information	Patient	patientRole/id	Demographic Information
Gender	Patient	patient/administrativeGenderCode	Demographic Information
Date of Birth	Patient	patient/birthTime	Demographic Information
Marital Status	Patient	patient/maritalStatusCode	
Race	Patient	patient/raceCode	
Ethnicity	Patient	patient/ethnicGroupCode	Demographic Information
(Religious Affiliation[1])	Patient	patient/religiousAffiliationCode	Spiritual Affiliation / Considerations
Languages Spoken	Patient	patient/languageCommunication	
Employer and School Contacts	Social History		
Hazardous Working Conditions	Social History	HISTORY OF OCCUPATIONAL EXPOSURE	
Emergency Contacts	Support		

IHE Patient Care Coordination Technical Framework, Volume 2 (PCC TF-2): Transactions and Content Profiles

AHIMA Common Data Elements	ASTM Continuity of Care Record	HL7 Clinical Document Architecture, Care Record Summary or Continuity of Care Document	HL7 PHR Conformance Criteria
Healthcare Providers	Practitioners	serviceEvent/performer	Healthcare Providers
Insurance Providers	Insurance	Health Insurance or Pharmacy Insurance	
Pharmacy		performer	
Legal Documents and Medical Directives	Advance Directives	ADVANCE DIRECTIVES	Advance Directive
General Medical Information Height, Weight	Vital Signs	VITAL SIGNS	
Blood Type	Results	RELEVANT DIAGNOSTIC TESTS AND/OR LABORATORY DATA	
Last Physical or Checkup	Encounters	HISTORY OF OUTPATIENT VISITS	Clinical Encounters and Procedures List
Allergies and Drug Sensitivities	Alerts	HISTORY OF ALLERGIES	Allergy and Reaction List
Conditions	Problems	HISTORY OF PAST ILLNESS - or - PROBLEM LIST	Problem List
Surgeries	Procedures	HISTORY OF SURGICAL PROCEDURES	Clinical Encounters and Procedures List
Medications – Prescription and Non-Prescription	Medications	HISTORY OF MEDICATION USE	Medication List
Immunizations	Immunizations	HISTORY OF IMMUNIZATIONS	Immunizations List
Doctor Visits	Encounters	HISTORY OF OUTPATIENT VISITS	Clinical Encounters and Procedures List
Hospitalizations	Encounters	HISTORY OF HOSPITALIZATIONS	Clinical Encounters and Procedures List
Other Healthcare Visits	Encounters	HISTORY OF OUTPATIENT VISITS	Clinical Encounters and Procedures List
Clinical Tests	Results	RELEVANT DIAGNOSTIC TESTS AND/OR	Laboratory and Test

AHIMA Common Data Elements	ASTM Continuity of Care Record	HL7 Clinical Document Architecture, Care Record Summary or Continuity of Care Document	HL7 PHR Conformance Criteria
		LABORATORY DATA	Results
Pregnancies		HISTORY OF PREGNANCIES	
Medical Devices	Medical Devices	HISTORY OF MEDICAL DEVICE USE	
Family Member History	Family History	HISTORY OF FAMILY MEMBER DISEASES	Family History
Foreign Travel		HISTORY OF TRAVEL	
Therapy	Plan of Care	TREATMENT PLAN	Care Plans, Goals and Disease Management
Vital Signs	Vital signs	VITAL SIGNS	
(Functional Status[2])	Functional Status	FUNCTIONAL STATUS	

1265

6.3.1.5.6 Specification

Table 6.3.1.5.6-1

Data Element Name	Opt	Template ID
Personal Information Name Address Contact Information Personal Identification Gender Date of Birth These components are required of all Medical Documents	R	1.3.6.1.4.1.19376.1.5.3.1.1.1
Personal Information Marital Status This component is optional in Medical Documents , but required if known in this specification.	R2	1.3.6.1.4.1.19376.1.5.3.1.1.1
Personal Information Race Ethnicity Religious Affiliation [2]	O	1.3.6.1.4.1.19376.1.5.3.1.1.1

IHE Patient Care Coordination Technical Framework, Volume 2 (PCC TF-2): Transactions and Content Profiles

Data Element Name	Opt	Template ID
These components are optional in Medical Documents		
Languages Spoken	R2	1.3.6.1.4.1.19376.1.5.3.1.2.1
Employer and School Contacts	O	1.3.6.1.4.1.19376.1.5.3.1.2.2
Hazardous Working Conditions	O	1.3.6.1.4.1.19376.1.5.3.1.1.5.3.1
Patient Contacts	R2	1.3.6.1.4.1.19376.1.5.3.1.2.4
Healthcare Providers	R	1.3.6.1.4.1.19376.1.5.3.1.2.3
Insurance Providers	R2	1.3.6.1.4.1.19376.1.5.3.1.1.5.3.7
Pharmacy	R2	1.3.6.1.4.1.19376.1.5.3.1.2.3
Legal Documents and Medical Directives	R2	1.3.6.1.4.1.19376.1.5.3.1.3.34
Allergies and Drug Sensitivities	R	1.3.6.1.4.1.19376.1.5.3.1.3.13
Conditions	R	1.3.6.1.4.1.19376.1.5.3.1.3.8
Conditions (cont)	R	1.3.6.1.4.1.19376.1.5.3.1.3.6
Surgeries	R2	1.3.6.1.4.1.19376.1.5.3.1.3.12
Medications – Prescription and Non-Prescription	R	1.3.6.1.4.1.19376.1.5.3.1.3.19
Immunizations	R2	1.3.6.1.4.1.19376.1.5.3.1.3.23
Doctor Visits / Last Physical or Checkup	O	1.3.6.1.4.1.19376.1.5.3.1.1.5.3.3
Hospitalizations	O	1.3.6.1.4.1.19376.1.5.3.1.1.5.3.3
Other Healthcare Visits	O	1.3.6.1.4.1.19376.1.5.3.1.1.5.3.3
Clinical Tests / Blood Type	O	1.3.6.1.4.1.19376.1.5.3.1.3.28
Pregnancies	O	1.3.6.1.4.1.19376.1.5.3.1.1.5.3.4
Medical Devices	R2	1.3.6.1.4.1.19376.1.5.3.1.1.5.3.5
Family Member History	O	1.3.6.1.4.1.19376.1.5.3.1.3.15
Foreign Travel	O	1.3.6.1.4.1.19376.1.5.3.1.1.5.3.6
Plan of Care	O	1.3.6.1.4.1.19376.1.5.3.1.3.31
Coded Vital signs	O	1.3.6.1.4.1.19376.1.5.3.1.1.5.3.2
Functional Status	O	1.3.6.1.4.1.19376.1.5.3.1.3.17

6.3.1.5.7 Conformance

1270 CDA Release 2.0 documents that conform to the requirements of this content module shall indicate their conformance by the inclusion of the appropriate <templateId> elements in the header of the document. This is shown in the sample document below. A CDA Document may conform to more than one template. This content module inherits from the [Medical Summary](#) content module, and so must conform to the requirements of that template as well, thus all <templateId> elements shown in the example below shall be included.

```
1275 <ClinicalDocument xmlns='urn:hl7-org:v3'>
    <typeId extension="POCD_HD000040" root="2.16.840.1.113883.1.3"/>
    <templateId root='1.3.6.1.4.1.19376.1.5.3.1.1.2'/>
    <templateId root='1.3.6.1.4.1.19376.1.5.3.1.1.5'/>
    <id root=' ' extension=' '/>
1280 <code code='34133-9' displayName='Summary of Episode Note'
    codeSystem='2.16.840.1.113883.6.1' codeSystemName='LOINC'/>
    <title>PHR Extract</title>
    <effectiveTime value='20081004012005'/>
    <confidentialityCode code='N' displayName='Normal'
1285     codeSystem='2.16.840.1.113883.5.25' codeSystemName='Confidentiality' />
    <languageCode code='en-US'/>
    :
    <component><structuredBody>
1290     <component>
        <section>
            <templateId root='1.3.6.1.4.1.19376.1.5.3.1.1.5.3.1'/>
            <!-- Optional Hazardous Working Conditions Section content -->
        </section>
    </component>
1295     <component>
        <section>
            <templateId root='1.3.6.1.4.1.19376.1.5.3.1.3.34'/>
            <!-- Required if known Legal Documents and Medical Directives Section content -->
        </section>
1300     </component>
        <component>
            <section>
1305             <templateId root='1.3.6.1.4.1.19376.1.5.3.1.3.13'/>
            <!-- Required Allergies and Drug Sensitivities Section content -->
        </section>
    </component>
        <component>
            <section>
1310             <templateId root='1.3.6.1.4.1.19376.1.5.3.1.3.8'/>
            <!-- Required Conditions Section content -->
        </section>
    </component>
1315     <component>
        <section>
            <templateId root='1.3.6.1.4.1.19376.1.5.3.1.3.6'/>
            <!-- Required Conditions (cont) Section content -->
        </section>
1320     </component>
        <component>
            <section>
1325             <templateId root='1.3.6.1.4.1.19376.1.5.3.1.3.12'/>
            <!-- Required if known Surgeries Section content -->
        </section>
    </component>
        <component>
            <section>
1330             <templateId root='1.3.6.1.4.1.19376.1.5.3.1.3.19'/>
            <!-- Required Medications - Prescription and Non-Prescription Section content -->
        </section>
1335     </component>
    </structuredBody>
</component>
</ClinicalDocument>
```

```
1340 <component>
      <section>
        <templateId root='1.3.6.1.4.1.19376.1.5.3.1.3.23' />
        <!-- Required if known Immunizations Section content -->
      </section>
    </component>

1345 <component>
      <section>
        <templateId root='1.3.6.1.4.1.19376.1.5.3.1.1.5.3.3' />
        <!-- Optional Doctor Visits / Last Physical or Checkup Section content -->
      </section>
    </component>

1350 <component>
      <section>
        <templateId root='1.3.6.1.4.1.19376.1.5.3.1.1.5.3.3' />
        <!-- Optional Hospitalizations Section content -->
      </section>
    </component>

1355 <component>
      <section>
        <templateId root='1.3.6.1.4.1.19376.1.5.3.1.1.5.3.3' />
        <!-- Optional Other Healthcare Visits Section content -->
      </section>
    </component>

1360 <component>
      <section>
        <templateId root='1.3.6.1.4.1.19376.1.5.3.1.1.5.3.3' />
        <!-- Optional Clinical Tests / Blood Type Section content -->
      </section>
    </component>

1365 <component>
      <section>
        <templateId root='1.3.6.1.4.1.19376.1.5.3.1.3.28' />
        <!-- Optional Pregnancies Section content -->
      </section>
    </component>

1370 <component>
      <section>
        <templateId root='1.3.6.1.4.1.19376.1.5.3.1.1.5.3.4' />
        <!-- Required if known Medical Devices Section content -->
      </section>
    </component>

1375 <component>
      <section>
        <templateId root='1.3.6.1.4.1.19376.1.5.3.1.1.5.3.5' />
        <!-- Optional Family Member History Section content -->
      </section>
    </component>

1380 <component>
      <section>
        <templateId root='1.3.6.1.4.1.19376.1.5.3.1.3.15' />
        <!-- Optional Foreign Travel Section content -->
      </section>
    </component>

1385 <component>
      <section>
        <templateId root='1.3.6.1.4.1.19376.1.5.3.1.1.5.3.6' />
        <!-- Optional Foreign Travel Section content -->
      </section>
    </component>

1390 <component>
      <section>
        <templateId root='1.3.6.1.4.1.19376.1.5.3.1.1.5.3.6' />
        <!-- Optional Foreign Travel Section content -->
      </section>
    </component>

1395 <component>
      <section>
        <templateId root='1.3.6.1.4.1.19376.1.5.3.1.1.5.3.6' />
        <!-- Optional Foreign Travel Section content -->
      </section>
    </component>
```

```
1400 <component>
      <section>
        <templateId root='1.3.6.1.4.1.19376.1.5.3.1.3.31' />
        <!-- Optional Plan of Care Section content -->
      </section>
1405 </component>

      <component>
        <section>
          <templateId root='1.3.6.1.4.1.19376.1.5.3.1.1.5.3.2' />
          <!-- Optional Coded Vital signs Section content -->
1410 </section>
        </component>

      <component>
        <section>
          <templateId root='1.3.6.1.4.1.19376.1.5.3.1.3.17' />
          <!-- Optional Functional Status Section content -->
1415 </section>
        </component>
1420 </structuredBody></component>
</ClinicalDocument>
```

Figure 6.3.1.5.7-1 Sample PHR Extract Document

1425 **6.3.1.5.8 Additional Constraints**

The assignedAuthoring device shall be populated with information about the EHR and/or PHR which assisted in creation of the document.

All sections and entries within the document shall contain an <id> element.

6.3.1.6 PHR Update Specification 1.3.6.1.4.1.19376.1.5.3.1.1.6

1430 The PHR Update Content Module is similar to the PHR Extract content module, except that it has a number of different constraints. First of all, it is not required to contain all of the information that the PHR Extract content module does. The reason for this is because the purpose of this module is to reflect the changes that should be made to a PHR based on a previously existing PHR Extract content module. So, while it makes use of the same data element index, almost all of the data elements are optional. The purpose of this module is to
1435 make it easier for an EHR to create content that can be used to update a PHR.

6.3.1.6.1 Format Code

The XDSDocumentEntry format code for this content is **urn:ihe:pcc:xphr:2007**

6.3.1.6.2 Conformance

1440 CDA Release 2.0 documents that conform to the requirements of this content module shall indicate their conformance by the inclusion of the appropriate <templateId> elements in the header of the document. This is shown in the sample document below.

```
1445 <ClinicalDocument xmlns='urn:hl7-org:v3'>
    <typeId extension="POCD_HD000040" root="2.16.840.1.113883.1.3"/>
    <templateId root='1.3.6.1.4.1.19376.1.5.3.1.1.6' />
    <id root=' ' extension=' ' />
    <code code=' ' displayName=' '
      codeSystem='2.16.840.1.113883.6.1' codeSystemName='LOINC' />
1450 <title>PHR Update</title>
    <effectiveTime value='20081004012005' />
    <confidentialityCode code='N' displayName='Normal'
      codeSystem='2.16.840.1.113883.5.25' codeSystemName='Confidentiality' />
    <languageCode code='en-US' />
    :
1455 <component><structuredBody>
    </structuredBody></component>
  </ClinicalDocument>
```

Figure 6.3.1.6.2-1 Sample PHR Update Document

```
1460 <!-- Verify the document type code -->
    <assert test='cda:code[@code = "{{{LOINC}}}" ]'>
      Error: The document type code of a PHR Update must be {{{LOINC}}}
    </assert>
1465 <assert test='cda:code[@codeSystem = "2.16.840.1.113883.6.1"]'>
      Error: The document type code must come from the LOINC code
      system (2.16.840.1.113883.6.1).
    </assert>
```

6.3.1.6.3 Requirements

1470 The requirements of this module are that it support recording updates to the original PHR Extract. The PHR Extract is made up of a header, and several sections, each of which may contain one or more entries. Suggestions to add, remove or update a section or entry are described in more detail below.

6.3.1.6.4 Adding a New Section or Appending to an Existing Section

1475 A PHR Reviewer Actor may suggest additional material for an existing or new section by simply adding that section to the PHR Update document.

6.3.1.6.5 Replacing a Section

1480 A PHR Reviewer Actor may suggest a revision to a section in the PHR Extract by replacing that section. To replace a section, the PHR Reviewer Actor creates a section in the PHR Update document that is of the same type as the section to be replaced in the PHR Extract document, and adds a `<ppc:replacementOf>` element to that section to indicate the section that it replaces.

The `replacementOf` element is an extension to the CDA Release 2.0 standard, and is further described below in Appendix C Extensions to CDA Release 2.0.

6.3.1.6.6 Adding an Entry

1485 A PHR Reviewer Actor may suggest a new entry be added to a section by simply including that entry in a like section in the PHR Update document.

6.3.1.6.7 Replacing or Removing an Entry

1490 The PHR Review Actor can replace an existing entry by adding an entry of the same type with new or modified information, and including in that entry a <reference> element that has an <externalAct> element. The <id> element of the <externalAct> shall be that of the act that is being replaced

6.3.1.6.8 Removing an Entry

The PHR Reviewer Actor can suggest that an entry be removed by replacing it with an act whose <statusCode> element has been set to nullified.

1495 6.3.1.6.9 Constraints

The LOINC document type code is the same as for the PHR Extract content module. The PHR Update Content module must record the PHR Extract which it is updating

6.3.1.7 Emergency Department Referral Specification

1.3.6.1.4.1.19376.1.5.3.1.1.10

1500 An ED Referral is a type of Referral Summary, and incorporates the constraints defined for [Referral Summaries](#).

This use case is described fully in the EDR Profile in IHE PCC TF-1. Briefly, it involves a collaborative transfer of care for the referral of a patient from a care provider to an emergency department. Using this use case the contents of documents used in collaborative transfers of care were discussed with physicians and nurses in detail to identify major sections. The sections identified by physicians during the use case exercise as important are listed in the table below.

Using this information from the use case, the following mappings were made to existing standards.

6.3.1.7.1 Format Code

1510 The XDSDocumentEntry format code for this content is **urn:ihe:pcc:edr:2007**

6.3.1.7.2 Parent Template

This document is an instance of the [Medical Summary](#) template.

6.3.1.7.3 Data Element Index

Data Elements	HL7 Care Record Summary	CDA Release 2.0
Reason for Referral	Reason for Referral	REASON FOR REFERRAL
History Present Illness	History of Present Illness	HISTORY OF PRESENT ILLNESS
Active Problems	Conditions	PROBLEM LIST
Current Meds	Medications	HISTORY OF MEDICATION USE
Allergies	Allergies and Adverse Reactions	HISTORY OF ALLERGIES
Resolved Problems	Conditions	HISTORY OF PAST ILLNESS
List of Surgeries	Past Surgical History	HISTORY OF PRIOR SURGERIES
Immunizations	Immunizations	HISTORY OF IMMUNIZATIONS
Family History	Family History	HISTORY OF FAMILY ILLNESS
Social History	Social History	SOCIAL HISTORY
Pertinent Review of Systems	Review of Systems	REVIEW OF SYSTEMS
Vital Signs	Physical Exam	VITAL SIGNS
Physical Exam	Physical Exam	GENERAL STATUS, PHYSICAL FINDINGS
Relevant Surgical Procedures / Clinical Reports (including links)	Studies and Reports	RELEVANT DIAGNOSTIC TESTS AND/OR LABORATORY DATA
Relevant Diagnostic Test and Reports (Lab, Imaging, EKG's, etc.) including links.	Studies and Reports	RELEVANT DIAGNOSTIC TESTS AND/OR LABORATORY DATA
Care Plan (new meds labs, or x-rays ordered)	Care Plan	TREATMENT PLAN
Proposed ED Disposition	ED DISPOSITION	
Mode of Transport to the Emergency Department	Care Plan	MODE OF TRANSPORT
Estimated Time of Arrival to the ED	Care Plan	MODE OF TRANSPORT

Data Elements	HL7 Care Record Summary	CDA Release 2.0
Advance Directives	Advance Directives	ADVANCE DIRECTIVES
Patient Administrative Identifiers	Header	patientRole/id
Pertinent Insurance Information	Participant	participant[@roleCode='HLD']
Data needed for state and local referral forms, if different than above	Optional Sections	section

6.3.1.7.4 Specification

Data Element Name	Opt	Template ID
Reason for Referral	R	1.3.6.1.4.1.19376.1.5.3.1.3.1
History Present Illness	R	1.3.6.1.4.1.19376.1.5.3.1.3.4
Active Problems	R	1.3.6.1.4.1.19376.1.5.3.1.3.6
Current Meds	R	1.3.6.1.4.1.19376.1.5.3.1.3.19
Allergies	R	1.3.6.1.4.1.19376.1.5.3.1.3.13
Resolved Problems	R2	1.3.6.1.4.1.19376.1.5.3.1.3.8
List of Surgeries	R2	1.3.6.1.4.1.19376.1.5.3.1.3.11
Immunizations	R2	1.3.6.1.4.1.19376.1.5.3.1.3.23
Family History	R2	1.3.6.1.4.1.19376.1.5.3.1.3.14
Social History	R2	1.3.6.1.4.1.19376.1.5.3.1.3.16
Pertinent Review of Systems	O	1.3.6.1.4.1.19376.1.5.3.1.3.18
Vital Signs	R2	1.3.6.1.4.1.19376.1.5.3.1.3.25
Physical Exam	R2	1.3.6.1.4.1.19376.1.5.3.1.3.24
Relevant Diagnostic Results and/or Clinical Reports Includes Diagnostic Surgical Procedures, Clinical Reports and Diagnostic Tests and Results (Lab, Imaging, EKG's, etc.) including links to relevant documents.	R2	1.3.6.1.4.1.19376.1.5.3.1.3.27
Care Plan (new meds, labs, or x-rays ordered)	R2	1.3.6.1.4.1.19376.1.5.3.1.3.31
Mode of Transport to the Emergency Department (includes ETA)	R	1.3.6.1.4.1.19376.1.5.3.1.1.10.3.2

Data Element Name	Opt	Template ID
<u>Proposed ED Disposition</u>	R2	1.3.6.1.4.1.19376.1.5.3.1.1.13.2.10
<u>Advance Directives</u> The availability of information about Advance Directives must be provided. A common concern among ED providers is over situations where patients presented to the ED require extensive resuscitative efforts, only later to discover that the patient had a DNR order.	R	1.3.6.1.4.1.19376.1.5.3.1.3.34
Patient Administrative Identifiers These are handed by the Medical Documents Content Profile by reference to constraints in HL7 CRS.	R	
Pertinent Insurance Information	R2	
Data needed for state and local referral forms, if different than above These are handed by including additional sections within the summary.	R2	

1515

Note: Highlighted items in the table above are different from what appears in the XDS-MS profile. All other data elements have identical definitions.

6.3.1.7.5 Conformance

1520

CDA Release 2.0 documents that conform to the requirements of this content module shall indicate their conformance by the inclusion of the appropriate <templateId> elements in the header of the document. This is shown in the sample document below. A CDA Document may conform to more than one template. This content module inherits from the [Medical Summary](#) content module, and so must conform to the requirements of that template as well, thus all <templateId> elements shown in the example below shall be included.

```
1525 <ClinicalDocument xmlns='urn:hl7-org:v3'>
    <typeId extension="POCD_HD000040" root="2.16.840.1.113883.1.3"/>
    <templateId root='1.3.6.1.4.1.19376.1.5.3.1.1.3'/>
    <templateId root='1.3.6.1.4.1.19376.1.5.3.1.1.10'/>
    <id root=' ' extension=' '/>
    <code code=' ' displayName=' '
1530     codeSystem='2.16.840.1.113883.6.1' codeSystemName='LOINC'/>
    <title>Emergency Department Referral</title>
    <effectiveTime value='20081004012005'/>
    <confidentialityCode code='N' displayName='Normal'
1535     codeSystem='2.16.840.1.113883.5.25' codeSystemName='Confidentiality' />
    <languageCode code='en-US'/>
    :
    <component><structuredBody>
        <component>
            <section>
1540         <templateId root='1.3.6.1.4.1.19376.1.5.3.1.3.1'/>
         <!-- Required Reason for Referral Section content -->
            </section>
        </component>
        <component>
            <section>
1545         <templateId root='1.3.6.1.4.1.19376.1.5.3.1.3.4'/>
         <!-- Required History Present Illness Section content -->
            </section>
        </component>
1550        <component>
            <section>
            <templateId root='1.3.6.1.4.1.19376.1.5.3.1.3.6'/>
1555         <!-- Required Active Problems Section content -->
            </section>
        </component>
        <component>
            <section>
1560         <templateId root='1.3.6.1.4.1.19376.1.5.3.1.3.19'/>
         <!-- Required Current Meds Section content -->
            </section>
        </component>
1565        <component>
            <section>
            <templateId root='1.3.6.1.4.1.19376.1.5.3.1.3.13'/>
1570         <!-- Required Allergies Section content -->
            </section>
        </component>
        <component>
            <section>
1575         <templateId root='1.3.6.1.4.1.19376.1.5.3.1.3.8'/>
         <!-- Required if known Resolved Problems Section content -->
            </section>
        </component>
1580        <component>
            <section>
            <templateId root='1.3.6.1.4.1.19376.1.5.3.1.3.11'/>
1585         <!-- Required if known List of Surgeries Section content -->
            </section>
        </component>
```

```
1590 <component>
    <section>
      <templateId root='1.3.6.1.4.1.19376.1.5.3.1.3.23' />
      <!-- Required if known Immunizations Section content -->
    </section>
  </component>

1595 <component>
    <section>
      <templateId root='1.3.6.1.4.1.19376.1.5.3.1.3.14' />
      <!-- Required if known Family History Section content -->
    </section>
  </component>

1600 <component>
    <section>
      <templateId root='1.3.6.1.4.1.19376.1.5.3.1.3.16' />
      <!-- Required if known Social History Section content -->
    </section>
  </component>

1605 <component>
    <section>
      <templateId root='1.3.6.1.4.1.19376.1.5.3.1.3.18' />
      <!-- Optional Pertinent Review of Systems Section content -->
    </section>
  </component>

1610 <component>
    <section>
      <templateId root='1.3.6.1.4.1.19376.1.5.3.1.3.18' />
      <!-- Optional Pertinent Review of Systems Section content -->
    </section>
  </component>

1615 <component>
    <section>
      <templateId root='1.3.6.1.4.1.19376.1.5.3.1.3.25' />
      <!-- Required if known Vital Signs Section content -->
    </section>
  </component>

1620 <component>
    <section>
      <templateId root='1.3.6.1.4.1.19376.1.5.3.1.3.24' />
      <!-- Required if known Physical Exam Section content -->
    </section>
  </component>

1625 <component>
    <section>
      <templateId root='1.3.6.1.4.1.19376.1.5.3.1.3.24' />
      <!-- Required if known Physical Exam Section content -->
    </section>
  </component>

1630 <component>
    <section>
      <templateId root='1.3.6.1.4.1.19376.1.5.3.1.3.27' />
      <!-- Required if known Relevant Diagnostic Results and/or Clinical Reports Section
1635 content -->
    </section>
  </component>

1640 <component>
    <section>
      <templateId root='1.3.6.1.4.1.19376.1.5.3.1.3.31' />
      <!-- Required if known Care Plan Section content -->
    </section>
  </component>

1645 <component>
    <section>
      <templateId root='1.3.6.1.4.1.19376.1.5.3.1.1.10.3.2' />
      <!-- Required Mode of Transport to the Emergency Department
(includes ETA) Section content -->
    </section>
```

```
1650 </component>
      <component>
        <section>
          <templateId root='1.3.6.1.4.1.19376.1.5.3.1.1.13.2.10' />
1655 <!-- Required if known Proposed ED Disposition Section content -->
        </section>
      </component>

      <component>
        <section>
          <templateId root='1.3.6.1.4.1.19376.1.5.3.1.3.34' />
1660 <!-- Required Advance Directives Section content -->
        </section>
      </component>
1665

    </structuredBody></component>
  </ClinicalDocument>
```

Figure 6.3.1.7.5-1 Sample Emergency Department Referral Document

1670 **6.3.1.8 History and Physical Specification**

6.3.1.9 Antepartum Summary Specification

6.3.2 CDA Header Content Modules

6.3.2.1 Language Communication 1.3.6.1.4.1.19376.1.5.3.1.2.1

1675 Languages spoken shall be recorded using the languageCommunication infrastructure class associated with the patient. The <languageCommunication> element describes the primary and secondary languages of communication for a person. When used, these shall be described using the languageCommunication element as follows.

6.3.2.1.1 Specification

```
1680 <languageCommunication>
      <templateId root='1.3.6.1.4.1.19376.1.5.3.1.2.1' />
      <languageCode code='en-US' />
      <modeCode code='' codeSystem='2.16.840.1.113883.5.60'
1685 codeSystemName='LanguageAbilityMode' />
      <preferenceInd value='true|false' />
    </languageCommunication>
```

6.3.2.1.2 <templateId root='1.3.6.1.4.1.19376.1.5.3.1.2.1' />

The <templateId> element identifies this <languageCommunication> element for validation of the content. The templateId must have root='1.3.6.1.4.1.19376.1.5.3.1.2.1'.

6.3.2.1.3 <languageCode code=' '/>

1690 This element describes the language code. It uses the same vocabulary described for the ClinicalDocument/languageCode element described in more detail in HL7 CRS: 2.1.1. This element is required.

6.3.2.1.4 <modeCode code=' ' codeSystem='2.16.840.1.113883.5.60' codeSystemName='LanguageAbilityMode'/>

1695 This element describes the mode of use, and is only necessary when there are differences between expressive and receptive abilities. This element is optional. When not present, the assumption is that any further detail provided within the languageCommunication element refers to all common modes of communication. The coding system used shall be the HL7 LanguageAbilityMode vocabulary when this element is communicated.

1700 **6.3.2.1.5 <proficiencyLevelCode code=' ' codeSystem='2.16.840.1.113883.5.61' codeSystemName='LanguageProficiencyCode' />**

This element describes the proficiency of the patient (with respect to the mode if specified). This element is optional. The coding system used shall be the HL7 LanguageProficiencyCode vocabulary when this element is communicated.

1705 **6.3.2.1.6 <preferenceInd value=' '/>**

This element shall be present on all languageCommunication elements when more than one is provided. It shall be valued "true" if this language is the patient's preferred language for communication, or "false" if this is not the patient's preferred language. More than one language may be preferred, and at least one must be preferred.

1710 **6.3.2.2 Employer and School Contacts 1.3.6.1.4.1.19376.1.5.3.1.2.2**

Employer and school informational contacts shall be recorded as participants in the CDA Header as demonstrated in the figure below. These contacts shall conform to the General Constraints found in HL7 CRS: 2.1.1 with respect to the requirements for name, address, telephone numbers and other contact information.

1715 The figure below shows how the information for this element is coded, and further constraints are provided in the following sections.

6.3.2.2.1 Specification

```
1720 <participant typeCode='IND'>
    <templateId root='1.3.6.1.4.1.19376.1.5.3.1.2.2' />
    <time>
      <low value='' />
      <high value='' />
    </time>
1725 <associatedEntity classCode='CON'>
    <id root='' extension='' />
    <code code='EMPLOYER|SCHOOL|AFFILIATED' codeSystem='1.3.5.1.4.1.19376.1.5.3.3'
codeSystemName='IHERoleCode' />
    <associatedPerson><name>...</name></associatedPerson>
1730 <scopingOrganization>
    <name>...</name>
    <telecom value='' use='' />
    <addr>...</addr>
    </scopingOrganization>
1735 </associatedEntity>
</participant>
```

6.3.2.2.2 <participant typeCode='IND'>

The typeCode of the participant shall be IND.

6.3.2.2.3 <templateId root='1.3.6.1.4.1.19376.1.5.3.1.2.2' />

1740 The <templateId> element identifies this <participant> as a school or employer contact for validation of the content. The templateId must have root='1.3.6.1.4.1.19376.1.5.3.1.2.2'.

6.3.2.2.4 <time><low value=' ' /><high value=' ' /></time>

The time element indicates the start and stop time range for this contact. These dates shall correspond to the start and stop dates for employment, enrollment, or other affiliation with the organization described.

1745 6.3.2.2.5 <associatedEntity classCode='CON'>

The <associatedEntity> element provides the contact information (classCode='CON') for the school, employer or affiliated organization.

6.3.2.2.6 <code code='EMPLOYER|SCHOOL|AFFILIATED' codeSystem='1.3.5.1.4.1.19376.1.5.3.3' codeSystemName='IHERoleCode' />

1750

The code value shall indicate whether the participant is the employer, school or other affiliated (e.g., volunteer) organization. See also the [IHE Role Code Vocabulary \(1.3.5.1.4.1.19376.1.5.3.3\)](#)

6.3.2.2.7 <associatedPerson><name>...</name></associatedPerson>

1755 This element should be present. When present is shall provide the name of a contact person within the organization.

6.3.2.2.8 <scopingOrganization><name>...</name><telecom value=use=><addr>...</addr></scopingOrganization>

1760 This element shall be present, and shall provide the name, address and telephone number of the organization.

6.3.2.3 Healthcare Providers and Pharmacies 1.3.6.1.4.1.19376.1.5.3.1.2.3

1765 Healthcare providers (including pharmacies) shall be recorded as described in CCD: 3.17. The identifier that the patient is known by to these providers may be included using the Patient Identifier extension described in [Extensions to HL7 CDA Release 2.0](#). See the example shown in for use of this extension element.

6.3.2.3.1 Specification

```
1770 <documentationOf>
  <serviceEvent classCode="PCPR">
    <effectiveTime><low value=""/><high value=""/></effectiveTime>
    <performer typeCode="PRF">
      <templateId root='1.3.6.1.4.1.19376.1.5.3.1.2.3'/>
      <functionCode code='' displayName='' codeSystem='' codeSystemName=''/>
      <time>
        <low value=''/>
        <high value=''/>
      </time>
      <assignedEntity>
        <id root='' extension=''/>
        <code code='' displayName='' codeSystem='' codeSystemName=''/>
        <addr></addr>
        <telecom value='' use=''/>
        <assignedPerson><name></name></assignedPerson>
        <representedOrganization><name></name></representedOrganization>
        <sdtc:patient>
          <sdtc:id root='' extension=''/>
        </sdtc:patient>
        </assignedEntity>
      </performer>
    </serviceEvent>
  </documentationOf>
```

6.3.2.3.2 <documentationOf>

The <documentationOf> element records the service events that were performed. This element shall be present.

1795 **6.3.2.3.3 <serviceEvent classCode="PCPR">**

The <serviceEvent> element describes the activity being documented. This element shall be present, and shall have a classCode attribute of 'PCPR'.

6.3.2.3.4 <effectiveTime><low value=""/><high value=""/></effectiveTime>

1800 The <effectiveTime> element records the time over which care provision activities are recorded in the document. There shall be a <low> element which records the starting date of care provision, and a <high> element which records the ending date of care provision. The ending date may extend into the future in the document describes care that is intended to be provided, but that has not actually occurred.

6.3.2.3.5 <performer typeCode="PRF">

1805 The <performer> elements in the <serviceEvent> identify the providers of care. At least one <performer> element should be present. When a provider gives care over two distinct time intervals (e.g., as in the case of a specialist who treats the patient for short periods of time in different years), the provider may be recorded multiple times as a performer.

6.3.2.3.6 <functionCode code=' ' displayName=' ' codeSystem=' ' codeSystemName=' '/>

1810

The function of the provider in the care of the patient should be present, and will be described in the <functionCode> element. This may be used for example, to identify the primary care provider.

6.3.2.3.7 <time><low value=' '/><high value=' '/></time>

1815

The <time> element is used to show the time period over which the provider gave care to the patient. The <low> and <high> elements must be present, and indicate the time over which care was (or is to be) provided.

6.3.2.3.8 <assignedEntity classCode='ASSIGNED'>

1820

The <assignedEntity> element contains elements that identify the individual provider, and shall be present.

6.3.2.3.9 <id root=' ' extension=' '/>

The <id> element may be present and identifies the provider.

6.3.2.3.10 <code code=' ' displayName=' ' codeSystem=' ' codeSystemName=' '/>

1825

The <code> element describes the type of provider and can be used to distinguish pharmacies from other providers.

6.3.2.3.11 <addr></addr>

The <addr> element gives the address of the provider.

6.3.2.3.12 <telecom value=' ' use=' '/>

The <telecom> element gives the telephone number of the provider.

1830 6.3.2.3.13 <assignedPerson><name></name></assignedPerson>

The providers name should be present. If not present, then the <scopingOrganization> shall be present (see below).

6.3.2.3.14 <representedOrganization><name></name></representedOrganization>

This element should be present, and shall provide the name of the organization.

1835 6.3.2.3.15 <sdtc:patient><sdtc:id root=' ' extension=' '/></sdtc:patient>

The <sdtc:patient> element may be present to represent the patient's medical record number with the given provider. The root attribute of <sdtc:id> element shall be present and identifies the namespace used for the identifier. The extension attribute shall be present and is the patient's medical record or account number with the provider. This element is an HL7 extension to CDA Release 2.0.

1840

6.3.2.4 Patient Contacts 1.3.6.1.4.1.19376.1.5.3.1.2.4

Patient contacts are recorded as described in HL7 CCD: 3.3

6.3.2.4.1 Specification

1845

```
<guardian classCode='GUARD'>
  <templateId root='1.3.6.1.4.1.19376.1.5.3.1.2.4' />
  <code code='' displayName='' codeSystem='2.16.840.1.113883.5.111' codeSystemName='RoleCode' />
  <addr></addr>
  <telecom />
  <guardianPerson>
    <name></name>
  </guardianPerson>
</guardian>
```

1850

Figure 6.3.2.4.1-1 Guardians

1855

```
<participant typeCode='IND'>  
  <templateId root='1.3.6.1.4.1.19376.1.5.3.1.2.4' />  
  <time value='20070213' />  
  <associatedEntity classCode='AGNT|CAREGIVER|ECON|NOK|PRS'>  
    <code code='' displayName='' codeSystem='2.16.840.1.113883.5.111' codeSystemName='RoleCode' />  
    <addr></addr>  
    <telecom value='' use='' />  
    <assignedPerson><name></name></assignedPerson>  
  </associatedEntity>  
</participant>
```

1860

1865 **Figure 6.3.2.4.1-2 Other Contacts**

6.3.2.4.2 <guardian classCode='GUARD'>

The guardians of a patient shall be recorded in the <guardian> element beneath the <patient> element.

6.3.2.4.3 <participant typeCode='IND'>

1870 Other contacts are recorded as <participant> elements appearing in the document header. The classCode attribute shall be set to 'IND'.

6.3.2.4.4 <templateId root='1.3.6.1.4.1.19376.1.5.3.1.2.4' />

The <templateId> element identifies this person as a patient contact and must be recorded exactly as shown above.

1875 6.3.2.4.5 <time value=' '>

The <time> element may be present and indicates the time of the participation.

6.3.2.4.6 <associatedEntity classCode='AGNT|CAREGIVER|ECON|NOK|PRS'>

1880 The <associatedEntity> element identifies the type of contact. The classCode attribute shall be present, and contains a value from the set AGNT, CAREGIVER, ECON, NOK, or PRS to identify contacts that are agents of the patient, care givers, emergency contacts, next of kin, or other relations respectively.

6.3.2.4.7 <code code='' displayName='' codeSystem='2.16.840.1.113883.5.111' codeSystemName='RoleCode' />

1885 The relationship between the patient and the guardian or other contact should be recorded in the <code> element. The code attribute is required and comes from the HL7 PersonalRelationshipRoleType vocabulary. The codeSystem attribute is required and shall be represented exactly as shown above.

6.3.2.4.8 <addr>

1890 The address of the guardian or other contact should be present, and shall be represented as any other address would be in CDA.

6.3.2.4.9 <telecom>

The phone number of the guardian or other contact should be present, and shall be represented as any other phone number would be in CDA.

6.3.2.4.10<guardianPerson><name/> or <assignedPerson><name/>

1895 The name of the guardian or other contact shall be present, and shall be represented as any other name would be in CDA.

6.3.3 CDA Section Content Modules

1900 This list defines the sections that may appear in a medical document. It is intended to be a comprehensive list of all document sections that are used by any content profile defined in the Patient Care Coordination Technical Framework. All sections shall have a narrative component that may be freely formatted into normal text, lists, tables, or other appropriate human-readable presentations. Additionally, the title element shall be present in each section and should be valued with an appropriate text string representing the clinical data in that section. Additional subsections or entry content modules may be required.

6.3.3.1 Reasons for Care

1905 The sections described below describe various reasons why healthcare is being provided to the patient.

1910 **6.3.3.1.1 Reason for Referral Section 1.3.6.1.4.1.19376.1.5.3.1.3.1**

Template ID	1.3.6.1.4.1.19376.1.5.3.1.3.1	
General Description	The reason for referral section shall contain a narrative description of the reason that the patient is being referred.	
LOINC Code	Opt	Description
42349-1	R	REASON FOR REFERRAL

1915

1920

```

<component>
  <section>
    <templateId root='1.3.6.1.4.1.19376.1.5.3.1.3.1' />
    <id root=' ' extension=' ' />
    <code code='42349-1' displayName='REASON FOR REFERRAL'
          codeSystem='2.16.840.1.113883.6.1' codeSystemName='LOINC' />
    <text>
      Text as described above
    </text>
  </section>
</component>

```

Figure 6.3.3.1.1-1 Sample Reason for Referral Section

1925 **6.3.3.1.2 Coded Reason for Referral Section 1.3.6.1.4.1.19376.1.5.3.1.3.2**

Template ID	1.3.6.1.4.1.19376.1.5.3.1.3.2	
Parent Template	Reason for Referral (1.3.6.1.4.1.19376.1.5.3.1.3.1)	
General Description	This section shall include at least one entry describing the reason for referral as described in the Entry Content Module.	
LOINC Code	Opt	Description
42349-1	R	REASON FOR REFERRAL
Entries	Opt	Description
1.3.6.1.4.1.19376.1.5.3.1.4.13	R	Simple Observations
1.3.6.1.4.1.19376.1.5.3.1.4.5	R	Conditions Entry

6.3.3.1.2.1 Parent Template

The parent of this template is [Reason for Referral](#).

```

1930 <component>
      <section>
1935   <templateId root='1.3.6.1.4.1.19376.1.5.3.1.3.1' />
      <templateId root='1.3.6.1.4.1.19376.1.5.3.1.3.2' />
      <id root=' ' extension=' ' />
      <code code='42349-1' displayName='REASON FOR REFERRAL'
1940   codeSystem='2.16.840.1.113883.6.1' codeSystemName='LOINC' />
      <text>
1945   Text as described above
      </text>
      <entry>
1940   :
      <!-- Required Simple Observations element -->
      <templateId root='1.3.6.1.4.1.19376.1.5.3.1.4.13' />
      :
      </entry>
      <entry>
1945   :
      <!-- Required Conditions Entry element -->
      <templateId root='1.3.6.1.4.1.19376.1.5.3.1.4.5' />
      :
1950   </entry>
      </section>
    </component>
  
```

Figure 6.3.3.1.2.1-1 Sample Coded Reason for Referral Section

6.3.3.1.3 Chief Complaint Section 1.3.6.1.4.1.19376.1.5.3.1.1.13.2.1

Template ID	1.3.6.1.4.1.19376.1.5.3.1.1.13.2.1	
General Description	This contains a narrative description of the patient's chief complaint.	
LOINC Code	Opt	Description
10154-3	R	CHIEF COMPLAINT

```

1955 <component>
      <section>
1960   <templateId root='1.3.6.1.4.1.19376.1.5.3.1.1.13.2.1' />
      <id root=' ' extension=' ' />
      <code code='10154-3' displayName='CHIEF COMPLAINT'
1965   codeSystem='2.16.840.1.113883.6.1' codeSystemName='LOINC' />
      <text>
      Text as described above
      </text>
1965   </section>
    </component>
  
```

Figure 6.3.3.1.3-1 Sample Chief Complaint Section

6.3.3.1.4 Hospital Admission Diagnosis Section 1.3.6.1.4.1.19376.1.5.3.1.3.3

Template ID	1.3.6.1.4.1.19376.1.5.3.1.3.3
General Description	The hospital admitting diagnosis section shall contain a narrative description of the primary reason for admission to a hospital facility. It shall include entries for

	observations as described in the Entry Content Modules.	
LOINC Code	Opt	Description
46241-6	R	HOSPITAL ADMISSION DX
Entries	Opt	Description
1.3.6.1.4.1.19376.1.5.3.1.4.5.2	R	Problem Concern Entry

1970

1975

1980

1985

```

<component>
  <section>
    <templateId root='1.3.6.1.4.1.19376.1.5.3.1.3.3' />
    <id root=' ' extension=' ' />
    <code code='46241-6' displayName='HOSPITAL ADMISSION DX'
      codeSystem='2.16.840.1.113883.6.1' codeSystemName='LOINC' />
    <text>
      Text as described above
    </text>
    <entry>
      :
      <!-- Required Problem Concern Entry element -->
      <templateId root='1.3.6.1.4.1.19376.1.5.3.1.4.5.2' />
      :
    </entry>
  </section>
</component>

```

Figure 6.3.3.1.4-1 Sample Hospital Admission Diagnosis Section

1990

6.3.3.2 Other Condition Histories

The sections defined below provide historical information about the patient's conditions.

6.3.3.2.1 History of Present Illness Section 1.3.6.1.4.1.19376.1.5.3.1.3.4

Template ID	1.3.6.1.4.1.19376.1.5.3.1.3.4	
General Description	The history of present illness section shall contain a narrative description of the sequence of events preceding the patient's current complaints.	
LOINC Code	Opt	Description
10164-2	R	HISTORY OF PRESENT ILLNESS

1995

```

2000 <component>
      <section>
        <templateId root='1.3.6.1.4.1.19376.1.5.3.1.3.4' />
        <id root=' ' extension=' ' />
        <code code='10164-2' displayName='HISTORY OF PRESENT ILLNESS'
          codeSystem='2.16.840.1.113883.6.1' codeSystemName='LOINC' />
        <text>
          Text as described above
        </text>
2005
      </section>
    </component>
  
```

Figure 6.3.3.2.1-1 Sample History of Present Illness Section

6.3.3.2.2 Hospital Course Section 1.3.6.1.4.1.19376.1.5.3.1.3.5

Template ID	1.3.6.1.4.1.19376.1.5.3.1.3.5	
General Description	The hospital course section shall contain a narrative description of the sequence of events from admission to discharge in a hospital facility.	
LOINC Code	Opt	Description
8648-8	R	HOSPITAL COURSE

```

2010 <component>
      <section>
        <templateId root='1.3.6.1.4.1.19376.1.5.3.1.3.5' />
        <id root=' ' extension=' ' />
        <code code='8648-8' displayName='HOSPITAL COURSE'
          codeSystem='2.16.840.1.113883.6.1' codeSystemName='LOINC' />
        <text>
          Text as described above
        </text>
2015
      </section>
    </component>
  
```

Figure 6.3.3.2.2-1 Sample Hospital Course Section

6.3.3.2.3 Active Problems Section 1.3.6.1.4.1.19376.1.5.3.1.3.6

Template ID	1.3.6.1.4.1.19376.1.5.3.1.3.6	
Parent Template	CCD 3.5 (2.16.840.1.113883.10.20.1.11)	
General Description	The active problem section shall contain a narrative description of the conditions currently being monitored for the patient. It shall include entries for patient conditions as described in the Entry Content Module.	
LOINC Code	Opt	Description
11450-4	R	PROBLEM LIST
Entries	Opt	Description
1.3.6.1.4.1.19376.1.5.3.1.4.5.2	R	Problem Concern Entry

2025

6.3.3.2.3.1 Parent Template

The parent of this template is [CCD 3.5](#).

2030

2035

2040

2045

```

<component>
  <section>
    <templateId root='2.16.840.1.113883.10.20.1.11' />
    <templateId root='1.3.6.1.4.1.19376.1.5.3.1.3.6' />
    <id root=' ' extension=' ' />
    <code code='11450-4' displayName='PROBLEM LIST'
      codeSystem='2.16.840.1.113883.6.1' codeSystemName='LOINC' />
    <text>
      Text as described above
    </text>
    <entry>
      :
      <!-- Required Problem Concern Entry element -->
      <templateId root='1.3.6.1.4.1.19376.1.5.3.1.4.5.2' />
      :
    </entry>
  </section>
</component>

```

Figure 6.3.3.2.3.1-1 Sample Active Problems Section

6.3.3.2.4 Discharge Diagnosis Section 1.3.6.1.4.1.19376.1.5.3.1.3.7

Template ID	1.3.6.1.4.1.19376.1.5.3.1.3.7	
General Description	The discharge diagnosis section shall contain a narrative description of the conditions that need to be monitored after discharge from the hospital and those that were resolved during the hospital course. It shall include entries for patient conditions as described in the Entry Content Module.	
LOINC Code	Opt	Description
11535-2	R	HOSPITAL DISCHARGE DX
Entries	Opt	Description
1.3.6.1.4.1.19376.1.5.3.1.4.5.2	R	Problem Concern Entry

```

2050 <component>
      <section>
        <templateId root='1.3.6.1.4.1.19376.1.5.3.1.3.7' />
        <id root=' ' extension=' ' />
2055 <code code='11535-2' displayName='HOSPITAL DISCHARGE DX'
          codeSystem='2.16.840.1.113883.6.1' codeSystemName='LOINC' />
        <text>
          Text as described above
        </text>
        <entry>
          :
2060 <!-- Required Problem Concern Entry element -->
          <templateId root='1.3.6.1.4.1.19376.1.5.3.1.4.5.2' />
          :
2065 </entry>
      </section>
    </component>

```

Figure 6.3.3.2.4-1 Sample Discharge Diagnosis Section

6.3.3.2.5 History of Past Illness Section 1.3.6.1.4.1.19376.1.5.3.1.3.8

Template ID	1.3.6.1.4.1.19376.1.5.3.1.3.8	
General Description	The History of Past Illness section shall contain a narrative description of the conditions the patient suffered in the past. It shall include entries for problems as described in the Entry Content Modules.	
LOINC Code	Opt	Description
11348-0	R	HISTORY OF PAST ILLNESS
Entries	Opt	Description
1.3.6.1.4.1.19376.1.5.3.1.4.5.2	R	Problem Concern Entry

```

2070 <component>
      <section>
        <templateId root='1.3.6.1.4.1.19376.1.5.3.1.3.8' />
        <id root=' ' extension=' ' />
2075 <code code='11348-0' displayName='HISTORY OF PAST ILLNESS'
          codeSystem='2.16.840.1.113883.6.1' codeSystemName='LOINC' />
        <text>
          Text as described above
        </text>
        <entry>
          :
2080 <!-- Required Problem Concern Entry element -->
          <templateId root='1.3.6.1.4.1.19376.1.5.3.1.4.5.2' />
          :
2085 </entry>
      </section>
    </component>

```

Figure 6.3.3.2.5-1 Sample History of Past Illness Section

2090 **6.3.3.2.6 Encounter Histories Section 1.3.6.1.4.1.19376.1.5.3.1.1.5.3.3**

Template ID	1.3.6.1.4.1.19376.1.5.3.1.1.5.3.3	
Parent Template	2.16.840.1.113883.10.20.1.3 (2.16.840.1.113883.10.20.1.3)	
General Description	The encounter history section contains coded entries describing the patient history of encounters.	
LOINC Code	Opt	Description
46240-8	R	HISTORY OF ENCOUNTERS
Entries	Opt	Description
1.3.6.1.4.1.19376.1.5.3.1.4.14	R	Encounters

6.3.3.2.6.1 Parent Template

The parent of this template is [2.16.840.1.113883.10.20.1.3](#).

```

2095 <component>
      <section>
        <templateId root='2.16.840.1.113883.10.20.1.3' />
        <templateId root='1.3.6.1.4.1.19376.1.5.3.1.1.5.3.3' />
        <id root=' ' extension=' ' />
        <code code='46240-8' displayName='HISTORY OF ENCOUNTERS'
2100     codeSystem='2.16.840.1.113883.6.1' codeSystemName='LOINC' />
        <text>
          Text as described above
        </text>
        <entry>
2105     :
          <!-- Required Encounters element -->
          <templateId root='1.3.6.1.4.1.19376.1.5.3.1.4.14' />
          :
2110     </entry>
        </section>
      </component>
  
```

Figure 6.3.3.2.6.1-1 Sample Encounter Histories Section

6.3.3.2.7 History of Outpatient Visits Section 1.3.6.1.4.1.19376.1.5.3.1.3.9

Template ID	1.3.6.1.4.1.19376.1.5.3.1.3.9	
General Description	The outpatients visit section shall contain a narrative description of the completed visits to ambulatory facilities.	
LOINC Code	Opt	Description
11346-4	R	HISTORY OF OUTPATIENT VISITS

2115

```

2120 <component>
      <section>
        <templateId root='1.3.6.1.4.1.19376.1.5.3.1.3.9' />
        <id root=' ' extension=' ' />
        <code code='11346-4' displayName='HISTORY OF OUTPATIENT VISITS'
          codeSystem='2.16.840.1.113883.6.1' codeSystemName='LOINC' />
        <text>
          Text as described above
        </text>
      </section>
    </component>
  
```

Figure 6.3.3.2.7 Sample History of Outpatient Visits Section

6.3.3.2.8 History of Inpatient Visits Section 1.3.6.1.4.1.19376.1.5.3.1.3.10

Template ID	1.3.6.1.4.1.19376.1.5.3.1.3.10	
General Description	The inpatient admissions section shall contain a narrative description of the admissions and discharges to inpatient facilities.	
LOINC Code	Opt	Description
11336-5	R	HISTORY OF HOSPITALIZATIONS

```

2130 <component>
      <section>
        <templateId root='1.3.6.1.4.1.19376.1.5.3.1.3.10' />
        <id root=' ' extension=' ' />
        <code code='11336-5' displayName='HISTORY OF HOSPITALIZATIONS'
          codeSystem='2.16.840.1.113883.6.1' codeSystemName='LOINC' />
        <text>
          Text as described above
        </text>
      </section>
    </component>
  
```

Figure 6.3.3.2.8 Sample History of Inpatient Visits Section

6.3.3.2.9 List of Surgeries Section 1.3.6.1.4.1.19376.1.5.3.1.3.11

Template ID	1.3.6.1.4.1.19376.1.5.3.1.3.11	
Parent Template	CCD 3.14 (2.16.840.1.113883.10.20.1.12)	
General Description	The list of surgeries section shall contain a narrative description of the diagnostic and therapeutic operative procedures and associated anesthetic techniques the patient received in the past.	
LOINC Code	Opt	Description
47519-4	R	HISTORY OF PROCEDURES

2145

6.3.3.2.9.1 Parent Template

The parent of this template is [CCD 3.14](#).

```

2150 <component>
      <section>
        <templateId root='2.16.840.1.113883.10.20.1.12' />
        <templateId root='1.3.6.1.4.1.19376.1.5.3.1.3.11' />
        <id root=' ' extension=' ' />
        <code code='47519-4' displayName='HISTORY OF PROCEDURES'
2155       codeSystem='2.16.840.1.113883.6.1' codeSystemName='LOINC' />
        <text>
          Text as described above
        </text>
      </section>
2160 </component>
    
```

Figure 6.3.3.2.9.1-1 Sample List of Surgeries Section

6.3.3.2.10 Coded List of Surgeries Section 1.3.6.1.4.1.19376.1.5.3.1.3.12

Template ID	1.3.6.1.4.1.19376.1.5.3.1.3.12	
Parent Template	List of Surgeries (1.3.6.1.4.1.19376.1.5.3.1.3.11)	
General Description	The list of surgeries section shall include entries for procedures and references to procedure reports when known as described in the Entry Content Modules.	
LOINC Code	Opt	Description
47519-4	R	HISTORY OF PROCEDURES
Entries	Opt	Description
1.3.6.1.4.1.19376.1.5.3.1.4.19	R	Procedure Entry
1.3.6.1.4.1.19376.1.5.3.1.4.4	R2	References Entry

6.3.3.2.10.1 Parent Template

2165 The parent of this template is [List of Surgeries](#).

```

2170 <component>
      <section>
        <templateId root='1.3.6.1.4.1.19376.1.5.3.1.3.11' />
        <templateId root='1.3.6.1.4.1.19376.1.5.3.1.3.12' />
        <id root=' ' extension=' ' />
        <code code='47519-4' displayName='HISTORY OF PROCEDURES'
          codeSystem='2.16.840.1.113883.6.1' codeSystemName='LOINC' />
        <text>
          Text as described above
        </text>
        <entry>
          :
          <!-- Required Procedure Entry element -->
          <templateId root='1.3.6.1.4.1.19376.1.5.3.1.4.19' />
          :
        </entry>
        <entry>
          :
          <!-- Required if known References Entry element -->
          <templateId root='1.3.6.1.4.1.19376.1.5.3.1.4.4' />
          :
        </entry>
      </section>
    </component>
2190
  
```

Figure 6.3.3.2.10.1-1 Sample Coded List of Surgeries Section

6.3.3.2.11 Allergies and Other Adverse Reactions Section
1.3.6.1.4.1.19376.1.5.3.1.3.13

Template ID	1.3.6.1.4.1.19376.1.5.3.1.3.13	
Parent Template	CCD 3.8 (2.16.840.1.113883.10.20.1.2)	
General Description	The adverse and other adverse reactions section shall contain a narrative description of the substance intolerances and the associated adverse reactions suffered by the patient. It shall include entries for intolerances and adverse reactions as described in the Entry Content Modules.	
LOINC Code	Opt	Description
48765-2	R	Allergies, adverse reactions, alerts
Entries	Opt	Description
1.3.6.1.4.1.19376.1.5.3.1.4.5.3	R	Allergies and Intolerances Concern

2195 **6.3.3.2.11.1 Parent Template**

The parent of this template is [CCD 3.8](#). This template is compatible with the ASTM/HL7 Continuity of Care Document template: 2.16.840.1.113883.10.20.1.2

```

2200 <component>
      <section>
        <templateId root='2.16.840.1.113883.10.20.1.2' />
        <templateId root='1.3.6.1.4.1.19376.1.5.3.1.3.13' />
        <id root=' ' extension=' ' />
        <code code='48765-2' displayName='Allergies, adverse reactions, alerts'
2205     codeSystem='2.16.840.1.113883.6.1' codeSystemName='LOINC' />
        <text>
          Text as described above
        </text>
        <entry>
          :
2210     <!-- Required Allergies and Intolerances Concern element -->
          <templateId root='1.3.6.1.4.1.19376.1.5.3.1.4.5.3' />
          :
        </entry>
2215 </section>
    </component>

```

Figure 6.3.3.2.11.1-1 Sample Allergies and Other Adverse Reactions Section

6.3.3.2.12 Family Medical History Section 1.3.6.1.4.1.19376.1.5.3.1.3.14

Template ID	1.3.6.1.4.1.19376.1.5.3.1.3.14	
Parent Template	CCD 3.6 (2.16.840.1.113883.10.20.1.4)	
General Description	The family history section shall contain a narrative description of the genetic family members, to the extent that they are known, the diseases they suffered from, their ages at death, and other relevant genetic information.	
LOINC Code	Opt	Description
10157-6	R	HISTORY OF FAMILY MEMBER DISEASES

2220 6.3.3.2.12.1 Parent Template

The parent of this template is [CCD 3.6](#).

```

2225 <component>
      <section>
        <templateId root='2.16.840.1.113883.10.20.1.4' />
        <templateId root='1.3.6.1.4.1.19376.1.5.3.1.3.14' />
        <id root=' ' extension=' ' />
        <code code='10157-6' displayName='HISTORY OF FAMILY MEMBER DISEASES'
2230     codeSystem='2.16.840.1.113883.6.1' codeSystemName='LOINC' />
        <text>
          Text as described above
        </text>
2235 </section>
    </component>

```

Figure 6.3.3.2.12.1-1 Sample Family Medical History Section

6.3.3.2.13 Coded Family Medical History Section 1.3.6.1.4.1.19376.1.5.3.1.3.15

Template ID	1.3.6.1.4.1.19376.1.5.3.1.3.15	
Parent Template	Family Medical History (1.3.6.1.4.1.19376.1.5.3.1.3.14)	
General Description	The family history section shall include entries for family history as described in the Entry Content Modules.	
LOINC Code	Opt	Description
10157-6	R	HISTORY OF FAMILY MEMBER DISEASES
Entries	Opt	Description
1.3.6.1.4.1.19376.1.5.3.1.4.15	R	Family History Organizer

6.3.3.2.13.1 Parent Template

The parent of this template is [Family Medical History](#).

2240	<component>
	<section>
	<templateId root='1.3.6.1.4.1.19376.1.5.3.1.3.14' />
	<templateId root='1.3.6.1.4.1.19376.1.5.3.1.3.15' />
2245	<id root=' ' extension=' ' />
	<code code='10157-6' displayName='HISTORY OF FAMILY MEMBER DISEASES'
	codeSystem='2.16.840.1.113883.6.1' codeSystemName='LOINC' />
	<text>
	Text as described above
	</text>
2250	<entry>
	:
	<!-- Required Family History Organizer element -->
	<templateId root='1.3.6.1.4.1.19376.1.5.3.1.4.15' />
	:
2255	</entry>
	</section>
	</component>

Figure 6.3.3.2.13.1-1 Sample Coded Family Medical History Section

2260 6.3.3.2.14 Social History Section 1.3.6.1.4.1.19376.1.5.3.1.3.16

Template ID	1.3.6.1.4.1.19376.1.5.3.1.3.16	
Parent Template	CCD 3.7 (2.16.840.1.113883.10.20.1.15)	
General Description	The social history section shall contain a narrative description of the person's beliefs, home life, community life, work life, hobbies, and risky habits.	
LOINC Code	Opt	Description
29762-2	R	SOCIAL HISTORY

6.3.3.2.14.1 Parent Template

The parent of this template is [CCD 3.7](#).

```

2265 <component>
      <section>
        <templateId root='2.16.840.1.113883.10.20.1.15' />
        <templateId root='1.3.6.1.4.1.19376.1.5.3.1.3.16' />
        <id root=' ' extension=' ' />
2270 <code code='29762-2' displayName='SOCIAL HISTORY'
      codeSystem='2.16.840.1.113883.6.1' codeSystemName='LOINC' />
        <text>
          Text as described above
        </text>
2275 </section>
    </component>

```

Figure 6.3.3.2.14.1-1 Sample Social History Section

6.3.3.2.15 Functional Status Section 1.3.6.1.4.1.19376.1.5.3.1.3.17

Template ID	1.3.6.1.4.1.19376.1.5.3.1.3.17	
Parent Template	CCD 3.4 (2.16.840.1.113883.10.20.1.5)	
General Description	The functional status section shall contain a narrative description of capability of the patient to perform acts of daily living.	
LOINC Code	Opt	Description
47420-5	R	FUNCTIONAL STATUS ASSESSMENT

2280 6.3.3.2.15.1 Parent Template

The parent of this template is [CCD 3.4](#).

```

2285 <component>
      <section>
        <templateId root='2.16.840.1.113883.10.20.1.5' />
        <templateId root='1.3.6.1.4.1.19376.1.5.3.1.3.17' />
        <id root=' ' extension=' ' />
2290 <code code='47420-5' displayName='FUNCTIONAL STATUS ASSESSMENT'
      codeSystem='2.16.840.1.113883.6.1' codeSystemName='LOINC' />
        <text>
          Text as described above
        </text>
2295 </section>
    </component>

```

Figure 6.3.3.2.15.1-1 Sample Functional Status Section

6.3.3.2.16 Review of Systems Section 1.3.6.1.4.1.19376.1.5.3.1.3.18

Template ID	1.3.6.1.4.1.19376.1.5.3.1.3.18
General Description	The review of systems section shall contain a narrative description of the responses the patient gave to a set of routine questions on the functions of each anatomic body system.

LOINC Code	Opt	Description
10187-3	R	REVIEW OF SYSTEMS

```

2300 <component>
      <section>
        <templateId root='1.3.6.1.4.1.19376.1.5.3.1.3.18' />
        <id root=' ' extension=' ' />
        <code code='10187-3' displayName='REVIEW OF SYSTEMS'
          codeSystem='2.16.840.1.113883.6.1' codeSystemName='LOINC' />
2305 <text>
          Text as described above
        </text>
      </section>
    </component>
  
```

2310 **Figure 6.3.3.2.16-1 Sample Review of Systems Section**

6.3.3.2.17 Hazardous Working Conditions Section 1.3.6.1.4.1.19376.1.5.3.1.1.5.3.1

Template ID	1.3.6.1.4.1.19376.1.5.3.1.1.5.3.1	
General Description	Hazardous working conditions contains a narrative description of the patient's hazardous risks.	
LOINC Code	Opt	Description
10161-8	R	HISTORY OF OCCUPATIONAL EXPOSURE

```

2315 <component>
      <section>
        <templateId root='1.3.6.1.4.1.19376.1.5.3.1.1.5.3.1' />
        <id root=' ' extension=' ' />
        <code code='10161-8' displayName='HISTORY OF OCCUPATIONAL EXPOSURE'
          codeSystem='2.16.840.1.113883.6.1' codeSystemName='LOINC' />
2320 <text>
          Text as described above
        </text>
      </section>
    </component>
  
```

2325 **Figure 6.3.3.2.17-1 Sample Hazardous Working Conditions Section**

6.3.3.2.18 Pregnancy History Section 1.3.6.1.4.1.19376.1.5.3.1.1.5.3.4

Template ID	1.3.6.1.4.1.19376.1.5.3.1.1.5.3.4	
General Description	The pregnancy history section contains coded entries describing the patient history of pregnancies.	
LOINC Code	Opt	Description
10162-6	R	HISTORY OF PREGNANCIES
Entries	Opt	Description

1.3.6.1.4.1.19376.1.5.3.1.4.13.5	R ¹	Pregnancy Observation
1.3.6.1.4.1.19376.1.5.3.1.4.13.5.1	O ¹	Pregnancy History Organizer

¹ At least one pregnancy observation or pregnancy history organizer must be present in this section. The pregnancy history organizer contains one or more pregnancy observations so the inclusion of a pregnancy history organizer ensures that a pregnancy observation is present.

2330

2335

2340

2345

2350

```

<component>
  <section>
    <templateId root='1.3.6.1.4.1.19376.1.5.3.1.1.5.3.4' />
    <id root=' ' extension=' ' />
    <code code='10162-6' displayName='HISTORY OF PREGNANCIES'
      codeSystem='2.16.840.1.113883.6.1' codeSystemName='LOINC' />
    <text>
      Text as described above
    </text>
    <entry>
      :
      <!-- Required Pregnancy Observation element -->
      <templateId root='1.3.6.1.4.1.19376.1.5.3.1.4.13.5' />
      :
      <!-- Optional Pregnancy History Organizer element -->
      <templateId root='1.3.6.1.4.1.19376.1.5.3.1.4.13.5.1' />
      :
    </entry>
  </section>
</component>

```

Figure 6.3.3.2.18-1 Sample Pregnancy History Section

6.3.3.2.19 Medical Devices Section 1.3.6.1.4.1.19376.1.5.3.1.1.5.3.5

Template ID	1.3.6.1.4.1.19376.1.5.3.1.1.5.3.5	
Parent Template	2.16.840.1.11383.10.20.1.7 (2.16.840.1.11383.10.20.1.7)	
General Description	The medical devices section contains narrative text describing the patient history of medical device use.	
LOINC Code	Opt	Description
46264-8	R	HISTORY OF MEDICAL DEVICE USE

2355

6.3.3.2.19.1 Parent Template

The parent of this template is [2.16.840.1.11383.10.20.1.7](#).

```

2360 <component>
      <section>
        <templateId root='2.16.840.1.11383.10.20.1.7' />
        <templateId root='1.3.6.1.4.1.19376.1.5.3.1.1.5.3.5' />
        <id root=' ' extension=' ' />
        <code code='46264-8' displayName='HISTORY OF MEDICAL DEVICE USE'
          codeSystem='2.16.840.1.113883.6.1' codeSystemName='LOINC' />
2365 <text>
          Text as described above
        </text>

      </section>
    </component>
  
```

2370 **Figure 6.3.3.2.19-1 Sample Medical Devices Section**

6.3.3.2.20 Foreign Travel Section 1.3.6.1.4.1.19376.1.5.3.1.1.5.3.6

Template ID	1.3.6.1.4.1.19376.1.5.3.1.1.5.3.6	
General Description	The foreign travel section contains only narrative text describing the patient's travel history.	
LOINC Code	Opt	Description
10182-4	R	HISTORY OF TRAVEL

```

2375 <component>
      <section>
        <templateId root='1.3.6.1.4.1.19376.1.5.3.1.1.5.3.6' />
        <id root=' ' extension=' ' />
        <code code='10182-4' displayName='HISTORY OF TRAVEL'
          codeSystem='2.16.840.1.113883.6.1' codeSystemName='LOINC' />
2380 <text>
          Text as described above
        </text>

      </section>
    </component>
  
```

2385 **Figure 6.3.3.2.20-1 Sample Foreign Travel Section**

6.3.3.3 Medications

2390 This section contains section content modules that describe activities surrounding the use of medication.

6.3.3.3.1 Medications Section 1.3.6.1.4.1.19376.1.5.3.1.3.19

Template ID	1.3.6.1.4.1.19376.1.5.3.1.3.19
Parent Template	CCD 3.9 (2.16.840.1.113883.10.20.1.8)

General Description	The medications section shall contain a description of the relevant medications for the patient, e.g., an ambulatory prescription list. It shall include entries for medications as described in the Entry Content Module.	
LOINC Code	Opt	Description
10160-0	R	HISTORY OF MEDICATION USE
Entries	Opt	Description
1.3.6.1.4.1.19376.1.5.3.1.4.7	R	Medications

6.3.3.3.1.1 Parent Template

The parent of this template is [CCD 3.9](#).

2395	<pre> <component> <section> <templateId root='2.16.840.1.113883.10.20.1.8' /> <templateId root='1.3.6.1.4.1.19376.1.5.3.1.3.19' /> <id root=' ' extension=' ' /> <code code='10160-0' displayName='HISTORY OF MEDICATION USE' codeSystem='2.16.840.1.113883.6.1' codeSystemName='LOINC' /> <text> Text as described above </text> <entry> : <!-- Required Medications element --> <templateId root='1.3.6.1.4.1.19376.1.5.3.1.4.7' /> : </entry> </section> </component> </pre>
2400	
2405	
2410	
2415	
2415	

Figure 6.3.3.3.1.1-1 Sample Medications Section

Note: This LOINC code is typically used to record the current medication list found in an EHR.

6.3.3.3.2 Admission Medication History Section 1.3.6.1.4.1.19376.1.5.3.1.3.20

Template ID	1.3.6.1.4.1.19376.1.5.3.1.3.20	
General Description	The admission medication history section shall contain a narrative description of the relevant medications administered to a patient prior to admission to a facility. It shall include entries for medication administration as described in the Entry Content Module.	
LOINC Code	Opt	Description
42346-7	R	MEDICATIONS ON ADMISSION
Entries	Opt	Description
1.3.6.1.4.1.19376.1.5.3.1.4.7	R	Medications

```

2420 <component>
      <section>
        <templateId root='1.3.6.1.4.1.19376.1.5.3.1.3.20' />
        <id root=' ' extension=' ' />
        <code code='42346-7' displayName='MEDICATIONS ON ADMISSION'
2425       codeSystem='2.16.840.1.113883.6.1' codeSystemName='LOINC' />
        <text>
          Text as described above
        </text>
        <entry>
          :
2430       <!-- Required Medications element -->
          <templateId root='1.3.6.1.4.1.19376.1.5.3.1.4.7' />
          :
        </entry>
2435 </section>
    </component>

```

Figure 6.3.3.3-1 Sample Admission Medication History Section

6.3.3.3.3 Medications Administered Section 1.3.6.1.4.1.19376.1.5.3.1.3.21

Template ID	1.3.6.1.4.1.19376.1.5.3.1.3.21	
General Description	The medications administered section shall contain a narrative description of the relevant medications administered to a patient during the course of an encounter. It shall include entries for medication administration as described in the Entry Content Module.	
LOINC Code	Opt	Description
18610-6	R	MEDICATION ADMINISTERED
Entries	Opt	Description
1.3.6.1.4.1.19376.1.5.3.1.4.7	R	Medications

```

2440 <component>
      <section>
        <templateId root='1.3.6.1.4.1.19376.1.5.3.1.3.21' />
        <id root=' ' extension=' ' />
        <code code='18610-6' displayName='MEDICATION ADMINISTERED'
2445       codeSystem='2.16.840.1.113883.6.1' codeSystemName='LOINC' />
        <text>
          Text as described above
        </text>
        <entry>
          :
2450       <!-- Required Medications element -->
          <templateId root='1.3.6.1.4.1.19376.1.5.3.1.4.7' />
          :
2455 </entry>
      </section>
    </component>

```

Figure 6.3.3.3-1 Sample Medications Administered Section

6.3.3.3.4 Hospital Discharge Medications Section 1.3.6.1.4.1.19376.1.5.3.1.3.22

Template ID	1.3.6.1.4.1.19376.1.5.3.1.3.22	
General Description	The hospital discharge medications section shall contain a narrative description of the medications requested (ordered) to be administered to the patient after discharge from the hospital. It shall include entries for medication requests as described in the Entry Content Module.	
LOINC Code	Opt	Description
10183-2	R	HOSPITAL DISCHARGE MEDICATIONS
Entries	Opt	Description
1.3.6.1.4.1.19376.1.5.3.1.4.7	R	Medications

2460

2465

2470

2475

```

<component>
  <section>
    <templateId root='1.3.6.1.4.1.19376.1.5.3.1.3.22' />
    <id root=' ' extension=' ' />
    <code code='10183-2' displayName='HOSPITAL DISCHARGE MEDICATIONS'
      codeSystem='2.16.840.1.113883.6.1' codeSystemName='LOINC' />
    <text>
      Text as described above
    </text>
    <entry>
      :
      <!-- Required Medications element -->
      <templateId root='1.3.6.1.4.1.19376.1.5.3.1.4.7' />
      :
    </entry>
  </section>
</component>

```

Figure 6.3.3.3.4-1 Sample Hospital Discharge Medications Section

2480

Note: All medications in this section must have substanceAdministration/@moodCode = "INT"

6.3.3.3.5 Immunizations Section 1.3.6.1.4.1.19376.1.5.3.1.3.23

Template ID	1.3.6.1.4.1.19376.1.5.3.1.3.23	
Parent Template	CCD 3.11 (2.16.840.1.113883.10.20.1.6)	
General Description	The immunizations section shall contain a narrative description of the immunizations administered to the patient in the past. It shall include entries for medication administration as described in the Entry Content Modules.	
LOINC Code	Opt	Description
11369-6	R	HISTORY OF IMMUNIZATIONS
Entries	Opt	Description
1.3.6.1.4.1.19376.1.5.3.1.4.12	R	Immunization

6.3.3.3.5.1 Parent Template

The parent of this template is [CCD 3.11](#).

```

2485 <component>
      <section>
        <templateId root='2.16.840.1.113883.10.20.1.6' />
        <templateId root='1.3.6.1.4.1.19376.1.5.3.1.3.23' />
2490 <id root=' ' extension=' ' />
        <code code='11369-6' displayName='HISTORY OF IMMUNIZATIONS'
          codeSystem='2.16.840.1.113883.6.1' codeSystemName='LOINC' />
        <text>
          Text as described above
2495 </text>
        <entry>
          :
          <!-- Required Immunization element -->
          <templateId root='1.3.6.1.4.1.19376.1.5.3.1.4.12' />
2500 :
        </entry>
      </section>
    </component>
  
```

Figure 6.3.3.5.1-1 Sample Immunizations Section

2505

6.3.3.4 Physical Exams

6.3.3.4.1 Physical Exam Section 1.3.6.1.4.1.19376.1.5.3.1.3.24

Template ID	1.3.6.1.4.1.19376.1.5.3.1.3.24	
General Description	The physical exam section shall contain a narrative description of the patient's physical findings.	
LOINC Code	Opt	Description
29545-1	R	PHYSICAL EXAMINATION

```

2510 <component>
      <section>
        <templateId root='1.3.6.1.4.1.19376.1.5.3.1.3.24' />
        <id root=' ' extension=' ' />
2515 <code code='29545-1' displayName='PHYSICAL EXAMINATION'
          codeSystem='2.16.840.1.113883.6.1' codeSystemName='LOINC' />
        <text>
          Text as described above
2520 </text>
      </section>
    </component>
  
```

Figure 6.3.3.4.1-1 Sample Physical Exam Section

6.3.3.4.2 Physical Exam Section 1.3.6.1.4.1.19376.1.5.3.1.1.9.15

Template ID	1.3.6.1.4.1.19376.1.5.3.1.1.9.15	
Parent Template	1.3.6.1.4.1.19376.1.5.3.1.3.24 (1.3.6.1.4.1.19376.1.5.3.1.3.24)	
General Description	The physical exam section shall contain only the required and optional subsections performed.	
LOINC Code	Opt	Description
29545-1	R	PHYSICAL EXAMINATION
Entries	Opt	Description
Subsections	Opt	Description
1.3.6.1.4.1.19376.1.5.3.1.3.25	O	Vital Signs Vital signs may be a subsection of the physical exam or they may stand alone
1.3.6.1.4.1.19376.1.5.3.1.1.9.16	O	General Appearance
1.3.6.1.4.1.19376.1.5.3.1.1.9.48	O	Visible Implanted Medical Devices
1.3.6.1.4.1.19376.1.5.3.1.1.9.17	O	Integumentary System
1.3.6.1.4.1.19376.1.5.3.1.1.9.18	O	Head
1.3.6.1.4.1.19376.1.5.3.1.1.9.19	O	Eyes
1.3.6.1.4.1.19376.1.5.3.1.1.9.20	O	Ears, Nose, Mouth and Throat
1.3.6.1.4.1.19376.1.5.3.1.1.9.21	O	Ears
1.3.6.1.4.1.19376.1.5.3.1.1.9.22	O	Nose
1.3.6.1.4.1.19376.1.5.3.1.1.9.23	O	Mouth, Throat, and Teeth
1.3.6.1.4.1.19376.1.5.3.1.1.9.24	O	Neck
1.3.6.1.4.1.19376.1.5.3.1.1.9.25	O	Endocrine System
1.3.6.1.4.1.19376.1.5.3.1.1.9.26	O	Thorax and Lungs
1.3.6.1.4.1.19376.1.5.3.1.1.9.27	O	Chest Wall
1.3.6.1.4.1.19376.1.5.3.1.1.9.28	O	Breasts
1.3.6.1.4.1.19376.1.5.3.1.1.9.29	O	Heart
1.3.6.1.4.1.19376.1.5.3.1.1.9.30	O	Respiratory System
1.3.6.1.4.1.19376.1.5.3.1.1.9.31	O	Abdomen
1.3.6.1.4.1.19376.1.5.3.1.1.9.32	O	Lymphatic System
1.3.6.1.4.1.19376.1.5.3.1.1.9.33	O	Vessels
1.3.6.1.4.1.19376.1.5.3.1.1.9.34	O	Musculoskeletal System
1.3.6.1.4.1.19376.1.5.3.1.1.9.35	O	Neurologic System
1.3.6.1.4.1.19376.1.5.3.1.1.9.36	O	Genitalia
1.3.6.1.4.1.19376.1.5.3.1.1.9.37	O	Rectum

1.3.6.1.4.1.19376.1.5.3.1.1.16.2.1	O	Extremeties
------------------------------------	---	-----------------------------

6.3.3.4.2.1 Parent Template

2525 The parent of this template is [1.3.6.1.4.1.19376.1.5.3.1.3.24](#).

```
2530 <component>
  <section>
    <templateId root='1.3.6.1.4.1.19376.1.5.3.1.3.24' />
    <templateId root='1.3.6.1.4.1.19376.1.5.3.1.1.9.15' />
    <id root=' ' extension=' ' />
    <code code='29545-1' displayName='PHYSICAL EXAMINATION'
      codeSystem='2.16.840.1.113883.6.1' codeSystemName='LOINC' />
    <text>
      Text as described above
    </text>
    <component>
      <section>
        <templateId root='1.3.6.1.4.1.19376.1.5.3.1.3.25' />
        <!-- Optional Vital Signs Section content -->
      </section>
    </component>
    <component>
      <section>
        <templateId root='1.3.6.1.4.1.19376.1.5.3.1.1.9.16' />
        <!-- Optional General Appearance Section content -->
      </section>
    </component>
    <component>
      <section>
        <templateId root='1.3.6.1.4.1.19376.1.5.3.1.1.9.48' />
        <!-- Optional Visible Implanted Medical Devices Section content -->
      </section>
    </component>
    <component>
      <section>
        <templateId root='1.3.6.1.4.1.19376.1.5.3.1.1.9.17' />
        <!-- Optional Integumentary System Section content -->
      </section>
    </component>
    <component>
      <section>
        <templateId root='1.3.6.1.4.1.19376.1.5.3.1.1.9.18' />
        <!-- Optional Head Section content -->
      </section>
    </component>
    <component>
      <section>
        <templateId root='1.3.6.1.4.1.19376.1.5.3.1.1.9.19' />
        <!-- Optional Eyes Section content -->
      </section>
    </component>
    <component>
      <section>
        <templateId root='1.3.6.1.4.1.19376.1.5.3.1.1.9.20' />
        <!-- Optional Ears, Nose, Mouth and Throat Section content -->
      </section>
    </component>
    <component>
      <section>
        <templateId root='1.3.6.1.4.1.19376.1.5.3.1.1.9.21' />
        <!-- Optional Ears Section content -->
      </section>
    </component>
  </section>
</component>
```

```
2590     </section>
      </component>

      <component>
        <section>
          <templateId root='1.3.6.1.4.1.19376.1.5.3.1.1.9.22' />
2595         <!-- Optional Nose Section content -->
        </section>
      </component>

      <component>
        <section>
          <templateId root='1.3.6.1.4.1.19376.1.5.3.1.1.9.23' />
2600         <!-- Optional Mouth, Throat, and Teeth Section content -->
        </section>
      </component>

      <component>
        <section>
          <templateId root='1.3.6.1.4.1.19376.1.5.3.1.1.9.24' />
2605         <!-- Optional Neck Section content -->
        </section>
      </component>

      <component>
        <section>
          <templateId root='1.3.6.1.4.1.19376.1.5.3.1.1.9.25' />
2610         <!-- Optional Endocrine System Section content -->
        </section>
      </component>

      <component>
        <section>
          <templateId root='1.3.6.1.4.1.19376.1.5.3.1.1.9.26' />
2615         <!-- Optional Thorax and Lungs Section content -->
        </section>
      </component>

      <component>
        <section>
          <templateId root='1.3.6.1.4.1.19376.1.5.3.1.1.9.27' />
2620         <!-- Optional Chest Wall Section content -->
        </section>
      </component>

      <component>
        <section>
          <templateId root='1.3.6.1.4.1.19376.1.5.3.1.1.9.28' />
2625         <!-- Optional Breasts Section content -->
        </section>
      </component>

      <component>
        <section>
          <templateId root='1.3.6.1.4.1.19376.1.5.3.1.1.9.29' />
2630         <!-- Optional Heart Section content -->
        </section>
      </component>

      <component>
        <section>
          <templateId root='1.3.6.1.4.1.19376.1.5.3.1.1.9.30' />
2635         <!-- Optional Respiratory System Section content -->
        </section>
      </component>
```

```
2655 </section>
      </component>
2660 <component>
      <section>
        <templateId root='1.3.6.1.4.1.19376.1.5.3.1.1.9.31' />
        <!-- Optional Abdomen Section content -->
      </section>
    </component>
2665 <component>
      <section>
        <templateId root='1.3.6.1.4.1.19376.1.5.3.1.1.9.32' />
        <!-- Optional Lymphatic System Section content -->
      </section>
    </component>
2670 <component>
      <section>
        <templateId root='1.3.6.1.4.1.19376.1.5.3.1.1.9.33' />
        <!-- Optional Vessels Section content -->
      </section>
    </component>
2675 <component>
      <section>
        <templateId root='1.3.6.1.4.1.19376.1.5.3.1.1.9.34' />
        <!-- Optional Musculoskeletal System Section content -->
      </section>
    </component>
2680 <component>
      <section>
        <templateId root='1.3.6.1.4.1.19376.1.5.3.1.1.9.35' />
        <!-- Optional Neurologic System Section content -->
      </section>
    </component>
2685 <component>
      <section>
        <templateId root='1.3.6.1.4.1.19376.1.5.3.1.1.9.36' />
        <!-- Optional Genitalia Section content -->
      </section>
    </component>
2690 <component>
      <section>
        <templateId root='1.3.6.1.4.1.19376.1.5.3.1.1.9.37' />
        <!-- Optional Rectum Section content -->
      </section>
    </component>
2700 <component>
      <section>
        <templateId root='1.3.6.1.4.1.19376.1.5.3.1.1.16.2.1' />
        <!-- Optional Extremities Section content -->
      </section>
    </component>
2710 </section>
</component>
```

Figure 6.3.3.4.2.1-1 Sample Physical Exam Section

2715 **6.3.3.4.3 Hospital Discharge Physical Exam Section 1.3.6.1.4.1.19376.1.5.3.1.3.26**

Template ID	1.3.6.1.4.1.19376.1.5.3.1.3.26	
General Description	The hospital discharge physical exam section shall contain a narrative description of the patient's physical findings at discharge from a hospital facility.	
LOINC Code	Opt	Description
10184-0	R	HOSPITAL DISCHARGE PHYSICAL

2720

```

<component>
  <section>
    <templateId root='1.3.6.1.4.1.19376.1.5.3.1.3.26' />
    <id root=' ' extension=' ' />
    <code code='10184-0' displayName='HOSPITAL DISCHARGE PHYSICAL'
      codeSystem='2.16.840.1.113883.6.1' codeSystemName='LOINC' />
    <text>
      Text as described above
    </text>
  </section>
</component>

```

2725

Figure 6.3.3.4.3-1 Sample Hospital Discharge Physical Exam Section

2730 **6.3.3.4.4 Vital Signs Section 1.3.6.1.4.1.19376.1.5.3.1.3.25**

Template ID	1.3.6.1.4.1.19376.1.5.3.1.3.25	
Parent Template	CCD 3.12 (2.16.840.1.113883.10.20.1.16)	
General Description	The vital signs section shall contain a narrative description of the measurement results of a patient's vital signs.	
LOINC Code	Opt	Description
8716-3	R	VITAL SIGNS

6.3.3.4.4.1 Parent Template

The parent of this template is [CCD 3.12](#).

```

2735 <component>
      <section>
        <templateId root='2.16.840.1.113883.10.20.1.16' />
        <templateId root='1.3.6.1.4.1.19376.1.5.3.1.3.25' />
        <id root=' ' extension=' ' />
2740 <code code='8716-3' displayName='VITAL SIGNS'
          codeSystem='2.16.840.1.113883.6.1' codeSystemName='LOINC' />
        <text>
          Text as described above
        </text>
2745 </section>
      </component>

```

Figure 6.3.3.4.4.1-1 Sample Vital Signs Section

6.3.3.4.5 Coded Vital Signs Section 1.3.6.1.4.1.19376.1.5.3.1.1.5.3.2

Template ID	1.3.6.1.4.1.19376.1.5.3.1.1.5.3.2	
Parent Template	Vital Signs (1.3.6.1.4.1.19376.1.5.3.1.3.25)	
General Description	The vital signs section contains coded measurement results of a patient’s vital signs.	
LOINC Code	Opt	Description
8716-3	R	VITAL SIGNS
Entries	Opt	Description
1.3.6.1.4.1.19376.1.5.3.1.4.13.1	R	Vital Signs Organizer

2750 **6.3.3.4.5.1 Parent Template**

The parent of this template is [Vital Signs](#).

```

2755 <component>
      <section>
        <templateId root='1.3.6.1.4.1.19376.1.5.3.1.3.25' />
        <templateId root='1.3.6.1.4.1.19376.1.5.3.1.1.5.3.2' />
        <id root=' ' extension=' ' />
        <code code='8716-3' displayName='VITAL SIGNS'
          codeSystem='2.16.840.1.113883.6.1' codeSystemName='LOINC' />
2760 <text>
          Text as described above
        </text>
        <entry>
          :
2765 <!-- Optional Problem Observation element -->
          <templateId root='1.3.6.1.4.1.19376.1.5.3.1.4.5' />
          :
        </entry>
      </section>
    </component>

```

Figure 6.3.3.4.5.1-1 Sample Coded Vital Signs Section

6.3.3.4.6 General Appearance Section 1.3.6.1.4.1.19376.1.5.3.1.1.9.16

Template ID	1.3.6.1.4.1.19376.1.5.3.1.1.9.16	
General Description	The general appearance section shall contain a description of the overall, visibly-apparent condition of the patient.	
LOINC Code	Opt	Description
10210-3	R	GENERAL STATUS
Entries	Opt	Description
1.3.6.1.4.1.19376.1.5.3.1.4.5	O	Problem Observation

```

2775 <component>
      <section>
        <templateId root='1.3.6.1.4.1.19376.1.5.3.1.1.9.16' />
        <id root=' ' extension=' ' />
        <code code='10210-3' displayName='GENERAL STATUS'
          codeSystem='2.16.840.1.113883.6.1' codeSystemName='LOINC' />
        <text>
          Text as described above
        </text>
        <entry>
          :
          <!-- Optional Problem Observation element -->
          <templateId root='1.3.6.1.4.1.19376.1.5.3.1.4.5' />
          :
        </entry>
      </section>
    </component>
  
```

2790

Figure 6.3.3.4.6-1 Sample General Appearance Section

6.3.3.4.7 Visible Implanted Medical Devices Section 1.3.6.1.4.1.19376.1.5.3.1.1.9.48

Template ID	1.3.6.1.4.1.19376.1.5.3.1.1.9.48	
General Description	The visible implanted medical devices section shall contain a description of the medical devices apparent on physical exam that have been inserted into the patient, whether internal or partially external.	
LOINC Code	Opt	Description
XX-VisibleImplantedDevices	R	Visible implanted medical devices
Entries	Opt	Description
1.3.6.1.4.1.19376.1.5.3.1.4.5	O	Problem Observation


```

2795 <component>
      <section>
        <templateId root='1.3.6.1.4.1.19376.1.5.3.1.1.9.48' />
        <id root=' ' extension=' ' />
        <code code='TBD' displayName='TBD'
          codeSystem='2.16.840.1.113883.6.1' codeSystemName='LOINC' />
2800 <text>
          Text as described above
        </text>
        <entry>
          :
2805 <!-- Optional Problem Observation element -->
          <templateId root='1.3.6.1.4.1.19376.1.5.3.1.4.5' />
          :
        </entry>
      </section>
    </component>
  
```

2810 **Figure 6.3.3.4.7-1 Sample Visible Implanted Medical Devices Section**

6.3.3.4.8 Integumentary System Section 1.3.6.1.4.1.19376.1.5.3.1.1.9.17

Template ID	1.3.6.1.4.1.19376.1.5.3.1.1.9.17	
General Description	The integumentary system section shall contain a description of any type of integumentary system exam.	
LOINC Code	Opt	Description
29302-7	R	INTEGUMENTARY SYSTEM
Entries	Opt	Description
1.3.6.1.4.1.19376.1.5.3.1.4.5	O	Problem Observation

```

2815 <component>
      <section>
        <templateId root='1.3.6.1.4.1.19376.1.5.3.1.1.9.17' />
        <id root=' ' extension=' ' />
        <code code='29302-7' displayName='INTEGUMENTARY SYSTEM'
          codeSystem='2.16.840.1.113883.6.1' codeSystemName='LOINC' />
2820 <text>
          Text as described above
        </text>
        <entry>
          :
2825 <!-- Optional Problem Observation element -->
          <templateId root='1.3.6.1.4.1.19376.1.5.3.1.4.5' />
          :
        </entry>
      </section>
    </component>
  
```

2830 **Figure 6.3.3.4.8-1 Sample Integumentary System Section**

6.3.3.4.9 Head Section 1.3.6.1.4.1.19376.1.5.3.1.1.9.18

Template ID	1.3.6.1.4.1.19376.1.5.3.1.1.9.18
General Description	The head section shall contain a description of any type of head exam.

LOINC Code	Opt	Description
10199-8	R	HEAD
Entries	Opt	Description
1.3.6.1.4.1.19376.1.5.3.1.4.5	O	Problem Observation

```

2835 <component>
      <section>
        <templateId root='1.3.6.1.4.1.19376.1.5.3.1.1.9.18' />
        <id root=' ' extension=' ' />
        <code code='10199-8' displayName='HEAD'
          codeSystem='2.16.840.1.113883.6.1' codeSystemName='LOINC' />
        <text>
2840   Text as described above
        </text>
        <entry>
          :
2845   <!-- Optional Problem Observation element -->
          <templateId root='1.3.6.1.4.1.19376.1.5.3.1.4.5' />
          :
        </entry>
      </section>
    </component>

```

Figure 6.3.3.4.9-1 Sample Head Section

6.3.3.4.10 Eyes Section 1.3.6.1.4.1.19376.1.5.3.1.1.9.19

Template ID	1.3.6.1.4.1.19376.1.5.3.1.1.9.19	
General Description	The eyes section shall contain a description of any type of eye exam.	
LOINC Code	Opt	Description
10197-2	R	EYE
Entries	Opt	Description
1.3.6.1.4.1.19376.1.5.3.1.4.5	O	Problem Observation

```

2855 <component>
      <section>
        <templateId root='1.3.6.1.4.1.19376.1.5.3.1.1.9.19' />
        <id root=' ' extension=' ' />
        <code code='10197-2' displayName='EYE'
          codeSystem='2.16.840.1.113883.6.1' codeSystemName='LOINC' />
2860 <text>
          Text as described above
        </text>
        <entry>
          :
2865 <!-- Optional Problem Observation element -->
          <templateId root='1.3.6.1.4.1.19376.1.5.3.1.4.5' />
          :
        </entry>
      </section>
    </component>
  
```

2870 **Figure 6.3.3.4.10-1 Sample Eyes Section**

6.3.3.4.11 Ears, Nose, Mouth and Throat Section 1.3.6.1.4.1.19376.1.5.3.1.1.9.20

Template ID	1.3.6.1.4.1.19376.1.5.3.1.1.9.20	
General Description	The ears, nose, mouth, and throat section shall contain a description of any type of ears, nose, mouth, or throat exam.	
LOINC Code	Opt	Description
11393-6	R	EARS and NOSE and MOUTH and THROAT
Entries	Opt	Description
1.3.6.1.4.1.19376.1.5.3.1.4.5	O	Problem Observation

```

2875 <component>
      <section>
        <templateId root='1.3.6.1.4.1.19376.1.5.3.1.1.9.20' />
        <id root=' ' extension=' ' />
        <code code='11393-6' displayName='EARS and NOSE and MOUTH and THROAT'
          codeSystem='2.16.840.1.113883.6.1' codeSystemName='LOINC' />
2880 <text>
          Text as described above
        </text>
        <entry>
          :
2885 <!-- Optional Problem Observation element -->
          <templateId root='1.3.6.1.4.1.19376.1.5.3.1.4.5' />
          :
        </entry>
      </section>
    </component>
  
```

2890 **Figure 6.3.3.4.11-1 Sample Ears, Nose, Mouth and Throat Section**

6.3.3.4.12 Ears Section 1.3.6.1.4.1.19376.1.5.3.1.1.9.21

Template ID	1.3.6.1.4.1.19376.1.5.3.1.1.9.21
General Description	The ears section shall contain a description of any type of ear exam.

LOINC Code	Opt	Description
10195-6	R	EAR
Entries	Opt	Description
1.3.6.1.4.1.19376.1.5.3.1.4.5	O	Problem Observation

```

2895 <component>
      <section>
        <templateId root='1.3.6.1.4.1.19376.1.5.3.1.1.9.21' />
        <id root=' ' extension=' ' />
        <code code='10195-6' displayName='EAR'
          codeSystem='2.16.840.1.113883.6.1' codeSystemName='LOINC' />
        <text>
          Text as described above
        </text>
        <entry>
          :
          <!-- Optional Problem Observation element -->
          <templateId root='1.3.6.1.4.1.19376.1.5.3.1.4.5' />
          :
        </entry>
      </section>
    </component>

```

2910

Figure 6.3.3.4.12-1 Sample Ears Section

6.3.3.4.13 Nose Section 1.3.6.1.4.1.19376.1.5.3.1.1.9.22

Template ID	1.3.6.1.4.1.19376.1.5.3.1.1.9.22	
General Description	The nose section shall contain a description of any type of nose exam.	
LOINC Code	Opt	Description
10203-8	R	NOSE
Entries	Opt	Description
1.3.6.1.4.1.19376.1.5.3.1.4.5	O	Problem Observation

```

2915 <component>
      <section>
        <templateId root='1.3.6.1.4.1.19376.1.5.3.1.1.9.22' />
        <id root=' ' extension=' ' />
        <code code='10203-8' displayName='NOSE'
          codeSystem='2.16.840.1.113883.6.1' codeSystemName='LOINC' />
2920 <text>
          Text as described above
        </text>
        <entry>
          :
2925 <!-- Optional Problem Observation element -->
          <templateId root='1.3.6.1.4.1.19376.1.5.3.1.4.5' />
          :
        </entry>
      </section>
    </component>
  
```

Figure 6.3.3.4.13-1 Sample Nose Section

6.3.3.4.14 Mouth, Throat and Teeth Section 1.3.6.1.4.1.19376.1.5.3.1.1.9.23

Template ID	1.3.6.1.4.1.19376.1.5.3.1.1.9.23	
General Description	The mouth, throat, and teeth section shall contain a description of any type of mouth, throat, or teeth exam.	
LOINC Code	Opt	Description
10201-2	R	MOUTH and THROAT and TEETH
Entries	Opt	Description
1.3.6.1.4.1.19376.1.5.3.1.4.5	O	Problem Observation

```

2935 <component>
      <section>
        <templateId root='1.3.6.1.4.1.19376.1.5.3.1.1.9.23' />
        <id root=' ' extension=' ' />
        <code code='10201-2' displayName='MOUTH and THROAT and TEETH'
          codeSystem='2.16.840.1.113883.6.1' codeSystemName='LOINC' />
2940 <text>
          Text as described above
        </text>
        <entry>
          :
2945 <!-- Optional Problem Observation element -->
          <templateId root='1.3.6.1.4.1.19376.1.5.3.1.4.5' />
          :
        </entry>
      </section>
    </component>
  
```

Figure 6.3.3.4.14-1 Sample Mouth, Throat and Teeth Section

6.3.3.4.15 Neck Section 1.3.6.1.4.1.19376.1.5.3.1.1.9.24

Template ID	1.3.6.1.4.1.19376.1.5.3.1.1.9.24
General Description	The neck section shall contain a description of any type of neck exam.

LOINC Code	Opt	Description
11411-6	R	NECK
Entries	Opt	Description
1.3.6.1.4.1.19376.1.5.3.1.4.5	O	Problem Observation

```

2955 <component>
      <section>
        <templateId root='1.3.6.1.4.1.19376.1.5.3.1.1.9.24' />
        <id root=' ' extension=' ' />
        <code code='11411-6' displayName='NECK'
          codeSystem='2.16.840.1.113883.6.1' codeSystemName='LOINC' />
        <text>
2960   Text as described above
        </text>
        <entry>
          :
2965   <!-- Optional Problem Observation element -->
          <templateId root='1.3.6.1.4.1.19376.1.5.3.1.4.5' />
          :
        </entry>
      </section>
    </component>

```

Figure 6.3.3.4.15-1 Sample Neck Section

6.3.3.4.16 Endocrine System Section 1.3.6.1.4.1.19376.1.5.3.1.1.9.25

Template ID	1.3.6.1.4.1.19376.1.5.3.1.1.9.25	
General Description	The endocrine system section shall contain a description of any type of endocrine system exam.	
LOINC Code	Opt	Description
29307-6	R	ENDOCRINE SYSTEM
Entries	Opt	Description
1.3.6.1.4.1.19376.1.5.3.1.4.5	O	Problem Observation

```

2975 <component>
      <section>
        <templateId root='1.3.6.1.4.1.19376.1.5.3.1.1.9.25' />
        <id root=' ' extension=' ' />
        <code code='29307-6' displayName='ENDOCRINE SYSTEM'
          codeSystem='2.16.840.1.113883.6.1' codeSystemName='LOINC' />
2980 <text>
          Text as described above
        </text>
        <entry>
          :
2985 <!-- Optional Problem Observation element -->
          <templateId root='1.3.6.1.4.1.19376.1.5.3.1.4.5' />
          :
        </entry>
      </section>
    </component>
  
```

2990 **Figure 6.3.3.4.16-1 Sample Endocrine System Section**

6.3.3.4.17 Thorax and Lungs Section 1.3.6.1.4.1.19376.1.5.3.1.1.9.26

Template ID	1.3.6.1.4.1.19376.1.5.3.1.1.9.26	
General Description	The thorax and lungs section shall contain a description of any type of thoracic or lung exams.	
LOINC Code	Opt	Description
10207-9	R	THORAX+LUNGS
Entries	Opt	Description
1.3.6.1.4.1.19376.1.5.3.1.4.5	O	Problem Observation

```

2995 <component>
      <section>
        <templateId root='1.3.6.1.4.1.19376.1.5.3.1.1.9.26' />
        <id root=' ' extension=' ' />
        <code code='10207-9' displayName='THORAX+LUNGS'
          codeSystem='2.16.840.1.113883.6.1' codeSystemName='LOINC' />
3000 <text>
          Text as described above
        </text>
        <entry>
          :
3005 <!-- Optional Problem Observation element -->
          <templateId root='1.3.6.1.4.1.19376.1.5.3.1.4.5' />
          :
        </entry>
      </section>
    </component>
  
```

3010 **Figure 6.3.3.4.17-1 Sample Thorax and Lungs Section**

6.3.3.4.18 Chest Wall Section 1.3.6.1.4.1.19376.1.5.3.1.1.9.27

Template ID	1.3.6.1.4.1.19376.1.5.3.1.1.9.27
General Description	The chest wall section shall contain a description of any type of chest wall exam.

LOINC Code	Opt	Description
11392-8	R	CHEST WALL
Entries	Opt	Description
1.3.6.1.4.1.19376.1.5.3.1.4.5	O	Problem Observation

```

3015 <component>
      <section>
        <templateId root='1.3.6.1.4.1.19376.1.5.3.1.1.9.27' />
        <id root=' ' extension=' ' />
        <code code='11392-8' displayName='CHEST WALL'
          codeSystem='2.16.840.1.113883.6.1' codeSystemName='LOINC' />
        <text>
3020   Text as described above
        </text>
        <entry>
          :
3025   <!-- Optional Problem Observation element -->
          <templateId root='1.3.6.1.4.1.19376.1.5.3.1.4.5' />
          :
        </entry>
      </section>
    </component>

```

Figure 6.3.3.4.18-1 Sample Chest Wall Section

6.3.3.4.19 Breast Section 1.3.6.1.4.1.19376.1.5.3.1.1.9.28

Template ID	1.3.6.1.4.1.19376.1.5.3.1.1.9.28	
General Description	The breast section shall contain a description of any type of breast exam.	
LOINC Code	Opt	Description
10193-1	R	BREASTS
Entries	Opt	Description
1.3.6.1.4.1.19376.1.5.3.1.4.5	O	Problem Observation


```

3035 <component>
      <section>
        <templateId root='1.3.6.1.4.1.19376.1.5.3.1.1.9.28' />
        <id root=' ' extension=' ' />
        <code code='10193-1' displayName='BREASTS'
          codeSystem='2.16.840.1.113883.6.1' codeSystemName='LOINC' />
3040 <text>
          Text as described above
        </text>
        <entry>
          :
3045 <!-- Optional Problem Observation element -->
          <templateId root='1.3.6.1.4.1.19376.1.5.3.1.4.5' />
          :
        </entry>
      </section>
    </component>

```

Figure 6.3.3.4.19-1 Sample Breast Section

6.3.3.4.20 Heart Section 1.3.6.1.4.1.19376.1.5.3.1.1.9.29

Template ID	1.3.6.1.4.1.19376.1.5.3.1.1.9.29	
General Description	The heart section shall contain a description of any type of heart exam.	
LOINC Code	Opt	Description
10200-4	R	HEART
Entries	Opt	Description
1.3.6.1.4.1.19376.1.5.3.1.4.5	O	Problem Observation

```

3055 <component>
      <section>
        <templateId root='1.3.6.1.4.1.19376.1.5.3.1.1.9.29' />
        <id root=' ' extension=' ' />
        <code code='10200-4' displayName='HEART'
          codeSystem='2.16.840.1.113883.6.1' codeSystemName='LOINC' />
3060 <text>
          Text as described above
        </text>
        <entry>
          :
3065 <!-- Optional Problem Observation element -->
          <templateId root='1.3.6.1.4.1.19376.1.5.3.1.4.5' />
          :
        </entry>
      </section>
    </component>

```

Figure 6.3.3.4.20-1 Sample Heart Section

6.3.3.4.21 Respiratory System Section 1.3.6.1.4.1.19376.1.5.3.1.1.9.30

Template ID	1.3.6.1.4.1.19376.1.5.3.1.1.9.30	
General Description	The respiratory system section shall contain a description of any type of respiratory exam.	

LOINC Code	Opt	Description
11412-4	R	RESPIRATORY SYSTEM
Entries	Opt	Description
1.3.6.1.4.1.19376.1.5.3.1.4.5	O	Problem Observation

```

3075 <component>
      <section>
        <templateId root='1.3.6.1.4.1.19376.1.5.3.1.1.9.30' />
        <id root=' ' extension=' ' />
        <code code='11412-4' displayName='RESPIRATORY SYSTEM'
          codeSystem='2.16.840.1.113883.6.1' codeSystemName='LOINC' />
        <text>
3080   Text as described above
        </text>
        <entry>
          :
3085   <!-- Optional Problem Observation element -->
          <templateId root='1.3.6.1.4.1.19376.1.5.3.1.4.5' />
          :
        </entry>
      </section>
    </component>

```

Figure 6.3.3.4.21-1 Sample Respiratory System Section

6.3.3.4.22 Abdomen Section 1.3.6.1.4.1.19376.1.5.3.1.1.9.31

Template ID	1.3.6.1.4.1.19376.1.5.3.1.1.9.31	
General Description	The abdomen system section shall contain a description of any type of abdominal exam.	
LOINC Code	Opt	Description
10191-5	R	ABDOMEN
Entries	Opt	Description
1.3.6.1.4.1.19376.1.5.3.1.4.5	O	Problem Observation

```

3095 <component>
      <section>
        <templateId root='1.3.6.1.4.1.19376.1.5.3.1.1.9.31' />
        <id root=' ' extension=' ' />
        <code code='10191-5' displayName='ABDOMEN'
          codeSystem='2.16.840.1.113883.6.1' codeSystemName='LOINC' />
3100 <text>
          Text as described above
        </text>
        <entry>
          :
3105 <!-- Optional Problem Observation element -->
          <templateId root='1.3.6.1.4.1.19376.1.5.3.1.4.5' />
          :
        </entry>
      </section>
    </component>

```

3110 **Figure 6.3.3.4.22-1 Sample Abdomen Section**

6.3.3.4.23 Lymphatic System Section 1.3.6.1.4.1.19376.1.5.3.1.1.9.32

Template ID	1.3.6.1.4.1.19376.1.5.3.1.1.9.32	
General Description	The lymphatic system section shall contain a description of any type of lymphatic exam.	
LOINC Code	Opt	Description
11447-0	R	HEMATOLOGIC+LYMPHATIC+IMMUNOLOGIC SYSTEM
Entries	Opt	Description
1.3.6.1.4.1.19376.1.5.3.1.4.5	O	Problem Observation

```

3115 <component>
      <section>
        <templateId root='1.3.6.1.4.1.19376.1.5.3.1.1.9.32' />
        <id root=' ' extension=' ' />
        <code code='11447-0' displayName='HEMATOLOGIC+LYMPHATIC+IMMUNOLOGIC SYSTEM'
          codeSystem='2.16.840.1.113883.6.1' codeSystemName='LOINC' />
3120 <text>
          Text as described above
        </text>
        <entry>
          :
3125 <!-- Optional Problem Observation element -->
          <templateId root='1.3.6.1.4.1.19376.1.5.3.1.4.5' />
          :
        </entry>
      </section>
    </component>

```

3130 **Figure 6.3.3.4.23-1 Sample Lymphatic System Section**

6.3.3.4.24 Vessels Section 1.3.6.1.4.1.19376.1.5.3.1.1.9.33

Template ID	1.3.6.1.4.1.19376.1.5.3.1.1.9.33	
General Description	The vessels section shall contain a description of any type of vessels exam.	

LOINC Code	Opt	Description
10208-7	R	VESSELS
Entries	Opt	Description
1.3.6.1.4.1.19376.1.5.3.1.4.5	O	Problem Observation

```

3135 <component>
      <section>
        <templateId root='1.3.6.1.4.1.19376.1.5.3.1.1.9.33' />
        <id root=' ' extension=' ' />
        <code code='10208-7' displayName='VESSELS'
          codeSystem='2.16.840.1.113883.6.1' codeSystemName='LOINC' />
        <text>
3140   Text as described above
        </text>
        <entry>
          :
3145   <!-- Optional Problem Observation element -->
          <templateId root='1.3.6.1.4.1.19376.1.5.3.1.4.5' />
          :
        </entry>
      </section>
    </component>

```

Figure 6.3.3.4.24-1 Sample Vessels Section

6.3.3.4.25 Musculoskeletal System Section 1.3.6.1.4.1.19376.1.5.3.1.1.9.34

Template ID	1.3.6.1.4.1.19376.1.5.3.1.1.9.34	
General Description	The musculoskeletal system section shall contain a description of any type of musculoskeletal exam.	
LOINC Code	Opt	Description
11410-8	R	MUSCULOSKELETAL SYSTEM
Entries	Opt	Description
1.3.6.1.4.1.19376.1.5.3.1.4.5	O	Problem Observation

```

3155 <component>
      <section>
        <templateId root='1.3.6.1.4.1.19376.1.5.3.1.1.9.34' />
        <id root=' ' extension=' ' />
        <code code='11410-8' displayName='MUSCULOSKELETAL SYSTEM'
          codeSystem='2.16.840.1.113883.6.1' codeSystemName='LOINC' />
3160 <text>
          Text as described above
        </text>
        <entry>
          :
3165 <!-- Optional Problem Observation element -->
          <templateId root='1.3.6.1.4.1.19376.1.5.3.1.4.5' />
          :
        </entry>
      </section>
    </component>
  
```

Figure 6.3.3.4.25-1 Sample Musculoskeletal System Section

6.3.3.4.26 Neurologic System Section 1.3.6.1.4.1.19376.1.5.3.1.1.9.35

Template ID	1.3.6.1.4.1.19376.1.5.3.1.1.9.35	
General Description	The neurologic system section shall contain a description of any type of neurologic exam.	
LOINC Code	Opt	Description
10202-0	R	NEUROLOGIC SYSTEM
Entries	Opt	Description
1.3.6.1.4.1.19376.1.5.3.1.4.5	O	Problem Observation

```

3175 <component>
      <section>
        <templateId root='1.3.6.1.4.1.19376.1.5.3.1.1.9.35' />
        <id root=' ' extension=' ' />
        <code code='10202-0' displayName='NEUROLOGIC SYSTEM'
          codeSystem='2.16.840.1.113883.6.1' codeSystemName='LOINC' />
3180 <text>
          Text as described above
        </text>
        <entry>
          :
3185 <!-- Optional Problem Observation element -->
          <templateId root='1.3.6.1.4.1.19376.1.5.3.1.4.5' />
          :
        </entry>
      </section>
    </component>
  
```

Figure 6.3.3.4.26-1 Sample Neurologic System Section

6.3.3.4.27 Genitalia Section 1.3.6.1.4.1.19376.1.5.3.1.1.9.36

Template ID	1.3.6.1.4.1.19376.1.5.3.1.1.9.36
General Description	The genitalia section shall contain a description of any type of genital exam.

LOINC Code	Opt	Description
11400-9	R	GENITALIA
Entries	Opt	Description
1.3.6.1.4.1.19376.1.5.3.1.4.5	O	Problem Observation

```

3195 <component>
      <section>
        <templateId root='1.3.6.1.4.1.19376.1.5.3.1.1.9.36' />
        <id root=' ' extension=' ' />
        <code code='11400-9' displayName='GENITALIA'
          codeSystem='2.16.840.1.113883.6.1' codeSystemName='LOINC' />
        <text>
3200   Text as described above
        </text>
        <entry>
          :
3205   <!-- Optional Problem Observation element -->
          <templateId root='1.3.6.1.4.1.19376.1.5.3.1.4.5' />
          :
        </entry>
      </section>
    </component>

```

Figure 6.3.3.4.27-1 Sample Genitalia Section

6.3.3.4.28 Rectum Section 1.3.6.1.4.1.19376.1.5.3.1.1.9.37

Template ID	1.3.6.1.4.1.19376.1.5.3.1.1.9.37	
General Description	The rectum section shall contain a description of any type of rectal exam.	
LOINC Code	Opt	Description
10205-3	R	RECTUM
Entries	Opt	Description
1.3.6.1.4.1.19376.1.5.3.1.4.5	O	Problem Observation

```

3215 <component>
      <section>
        <templateId root='1.3.6.1.4.1.19376.1.5.3.1.1.9.37' />
        <id root=' ' extension=' ' />
        <code code='10205-3' displayName='RECTUM'
          codeSystem='2.16.840.1.113883.6.1' codeSystemName='LOINC' />
3220 <text>
          Text as described above
        </text>
        <entry>
          :
3225 <!-- Optional Problem Observation element -->
          <templateId root='1.3.6.1.4.1.19376.1.5.3.1.4.5' />
          :
        </entry>
      </section>
    </component>
  
```

3230 **Figure 6.3.3.4.28-1 Sample Rectum Section**

6.3.3.4.29 Extremities Section 1.3.6.1.4.1.19376.1.5.3.1.1.16.2.1

Template ID	1.3.6.1.4.1.19376.1.5.3.1.1.16.2.1	
General Description	The Extremities section SHALL contain a description of any type of exam on the patient's extremities.	
LOINC Code	Opt	Description
10196-4	R	EXTREMITIES
Entries	Opt	Description
1.3.6.1.4.1.19376.1.5.3.1.4.5	O	Problem Observation

```

3235 <component>
      <section>
        <templateId root='1.3.6.1.4.1.19376.1.5.3.1.1.16.2.1' />
        <id root=' ' extension=' ' />
        <code code='10196-4' displayName='EXTREMITIES'
          codeSystem='2.16.840.1.113883.6.1' codeSystemName='LOINC' />
3240 <text>
          Text as described above
        </text>
        <entry>
          :
3245 <!-- Optional Problem Observation element -->
          <templateId root='1.3.6.1.4.1.19376.1.5.3.1.4.5' />
          :
        </entry>
      </section>
    </component>
  
```

3250 **Figure 6.3.3.4.29-1 Sample Extremities Section**

6.3.3.5 Relevant Studies

6.3.3.5.1 Results Section 1.3.6.1.4.1.19376.1.5.3.1.3.27

Template ID	1.3.6.1.4.1.19376.1.5.3.1.3.27	
General Description	The results section shall contain a narrative description of the patient's relevant studies.	
LOINC Code	Opt	Description
30954-2	R	Relevant diagnostic tests/laboratory data

3255

3260

3265

```

<component>
  <section>
    <templateId root='1.3.6.1.4.1.19376.1.5.3.1.3.27' />
    <id root=' ' extension=' ' />
    <code code='30954-2' displayName='Relevant diagnostic tests/laboratory data'
      codeSystem='2.16.840.1.113883.6.1' codeSystemName='LOINC' />
    <text>
      Text as described above
    </text>
  </section>
</component>

```

Figure 6.3.3.5.1-1 Sample Results Section

6.3.3.5.2 Coded Results Section 1.3.6.1.4.1.19376.1.5.3.1.3.28

Template ID	1.3.6.1.4.1.19376.1.5.3.1.3.28	
General Description	The results section shall contain a narrative description of the relevant diagnostic procedures the patient received in the past. It shall include entries for procedures and references to procedure reports when known as described in the Entry Content Modules.	
LOINC Code	Opt	Description
30954-2	R	Relevant diagnostic tests/laboratory data
Entries	Opt	Description
1.3.6.1.4.1.19376.1.5.3.1.4.19	R	Procedure Entry
1.3.6.1.4.1.19376.1.5.3.1.4.4	R2	References Entry
1.3.6.1.4.1.19376.1.5.3.1.4.13	O	Simple Observation


```

3270 <component>
      <section>
        <templateId root='1.3.6.1.4.1.19376.1.5.3.1.3.28' />
        <id root=' ' extension=' ' />
        <code code='30954-2' displayName='Relevant diagnostic tests/laboratory data'
3275         codeSystem='2.16.840.1.113883.6.1' codeSystemName='LOINC' />
        <text>
          Text as described above
        </text>
        <entry>
          :
3280         <!-- Required Procedure Entry element -->
          <templateId root='1.3.6.1.4.1.19376.1.5.3.1.4.19' />
          :
        </entry>
        <entry>
          :
3285         <!-- Required if known References Entry element -->
          <templateId root='1.3.6.1.4.1.19376.1.5.3.1.4.4' />
          :
        </entry>
        <entry>
          :
3290         <!-- Optional Simple Observation element -->
          <templateId root='1.3.6.1.4.1.19376.1.5.3.1.4.13' />
          :
3295         </entry>
      </section>
    </component>

```

Figure 6.3.3.5.2-1 Sample Coded Results Section

3300 **6.3.3.5.3 Hospital Studies Summary Section 1.3.6.1.4.1.19376.1.5.3.1.3.29**

Template ID	1.3.6.1.4.1.19376.1.5.3.1.3.29	
General Description	The hospital studies summary section shall contain a narrative description of the relevant diagnostic procedures the patient received during the hospital admission.	
LOINC Code	Opt	Description
11493-4	R	HOSPITAL DISCHARGE STUDIES SUMMARY

```

3305 <component>
      <section>
        <templateId root='1.3.6.1.4.1.19376.1.5.3.1.3.29' />
        <id root=' ' extension=' ' />
        <code code='11493-4' displayName='HOSPITAL DISCHARGE STUDIES SUMMARY'
3310         codeSystem='2.16.840.1.113883.6.1' codeSystemName='LOINC' />
        <text>
          Text as described above
        </text>
      </section>
    </component>

```

Figure 6.3.3.5.3-1 Sample Hospital Studies Summary Section

3315

6.3.3.5.3.1 Coded Hospital Studies Summary Section 1.3.6.1.4.1.19376.1.5.3.1.3.30

Template ID	1.3.6.1.4.1.19376.1.5.3.1.3.30	
Parent Template	Hospital Studies Summary (1.3.6.1.4.1.19376.1.5.3.1.3.29)	
General Description	The hospital studies summary section shall include entries for diagnostic procedures and references to procedure reports when known as described in the Entry Content Modules.	
LOINC Code	Opt	Description
11493-4	R	HOSPITAL DISCHARGE STUDIES SUMMARY
Entries	Opt	Description
1.3.6.1.4.1.19376.1.5.3.1.4.16	R	Procedure Entry
1.3.6.1.4.1.19376.1.5.3.1.4.4	R2	References Entry

6.3.3.5.3.1.1 Parent Template

The parent of this template is [Hospital Studies Summary](#).

3320

```

<component>
  <section>
    <templateId root='1.3.6.1.4.1.19376.1.5.3.1.3.29' />
    <templateId root='1.3.6.1.4.1.19376.1.5.3.1.3.30' />
    <id root=' ' extension=' ' />
    <code code='11493-4' displayName='HOSPITAL DISCHARGE STUDIES SUMMARY'
3325     codeSystem='2.16.840.1.113883.6.1' codeSystemName='LOINC' />
    <text>
      Text as described above
    </text>
    <entry>
3330       :
      <!-- Required Procedure Entry element -->
      <templateId root='1.3.6.1.4.1.19376.1.5.3.1.4.16' />
      :
    </entry>
3335    <entry>
      :
      <!-- Required if known References Entry element -->
      <templateId root='1.3.6.1.4.1.19376.1.5.3.1.4.4' />
3340      :
    </entry>
  </section>
</component>

```

Figure 6.3.3.5.3.1.1-1 Sample Coded Hospital Studies Summary Section

3345

6.3.3.6 Plans of Care

This section provides content modules for sections that describe the plan of care intended for the patient.

6.3.3.6.1 Care Plan Section 1.3.6.1.4.1.19376.1.5.3.1.3.31

Template ID	1.3.6.1.4.1.19376.1.5.3.1.3.31		
Parent Template	CCD 3.16 (2.16.840.1.113883.10.20.1.10)		
General Description	The care plan section shall contain a narrative description of the expectations for care including proposals, goals, and order requests for monitoring, tracking, or improving the condition of the patient.		
LOINC Code	Opt	Description	
18776-5	R	TREATMENT PLAN	

3350 **6.3.3.6.1.1 Parent Template**

The parent of this template is [CCD 3.16](#).

3355

3360

3365

```

<component>
  <section>
    <templateId root='2.16.840.1.113883.10.20.1.10' />
    <templateId root='1.3.6.1.4.1.19376.1.5.3.1.3.31' />
    <id root=' ' extension=' ' />
    <code code='18776-5' displayName='TREATMENT PLAN'
      codeSystem='2.16.840.1.113883.6.1' codeSystemName='LOINC' />
    <text>
      Text as described above
    </text>
  </section>
</component>

```

Figure 6.3.3.6.1.1-1 Sample Care Plan Section

6.3.3.6.2 Assessment and Plan Section 1.3.6.1.4.1.19376.1.5.3.1.1.13.2.5

Template ID	1.3.6.1.4.1.19376.1.5.3.1.1.13.2.5		
General Description	The assessment and plan section shall contain a narrative description of the assessment of the patient condition and expectations for care including proposals, goals, and order requests for monitoring, tracking, or improving the condition of the patient.		
LOINC Code	Opt	Description	
51847-2	R	ASSESSMENT AND PLAN	

```

3370 <component>
      <section>
        <templateId root='1.3.6.1.4.1.19376.1.5.3.1.1.13.2.5' />
        <id root=' ' extension=' ' />
        <code code='51847-2' displayName='ASSESSMENT AND PLAN'
          codeSystem='2.16.840.1.113883.6.1' codeSystemName='LOINC' />
3375 <text>
          Text as described above
        </text>

      </section>
    </component>

```

3380 **Figure 6.3.3.6.2-1 Sample Assessment and Plan Section**

6.3.3.6.3 Discharge Disposition Section 1.3.6.1.4.1.19376.1.5.3.1.3.32

Template ID	1.3.6.1.4.1.19376.1.5.3.1.3.32	
General Description	The Discharge Disposition section shall contain a narrative description of the state or disposition of the patient at the time of discharge from the hospital.	
LOINC Code	Opt	Description
8650-4	R	Hospital discharge disposition

```

3385 <component>
      <section>
        <templateId root='1.3.6.1.4.1.19376.1.5.3.1.3.32' />
        <id root=' ' extension=' ' />
        <code code='8650-4' displayName='Hospital discharge disposition'
          codeSystem='2.16.840.1.113883.6.1' codeSystemName='LOINC' />
3390 <text>
          Text as described above
        </text>

      </section>
    </component>

```

3395 **Figure 6.3.3.6.3-1 Sample Discharge Disposition Section**

6.3.3.6.4 Discharge Diet Section 1.3.6.1.4.1.19376.1.5.3.1.3.33

Template ID	1.3.6.1.4.1.19376.1.5.3.1.3.33	
General Description	The discharge diet section shall contain a narrative description of the expectations for diet including proposals, goals, and order requests for monitoring, tracking, or improving the dietary control of the patient, specifically used in a discharge from a facility such as an emergency department, hospital, or nursing home.	
LOINC Code	Opt	Description
42344-2	R	DISCHARGE DIET

```

3400 <component>
      <section>
        <templateId root='1.3.6.1.4.1.19376.1.5.3.1.3.33' />
        <id root=' ' extension=' ' />
        <code code='42344-2' displayName='DISCHARGE DIET'
3405       codeSystem='2.16.840.1.113883.6.1' codeSystemName='LOINC' />
        <text>
          Text as described above
        </text>
      </section>
    </component>

```

3410 **Figure 6.3.3.6.4-1 Sample Discharge Diet Section**

6.3.3.6.5 Advance Directives Section 1.3.6.1.4.1.19376.1.5.3.1.3.34

Template ID	1.3.6.1.4.1.19376.1.5.3.1.3.34	
Parent Template	CCD 3.2 (2.16.840.1.113883.10.20.1.1)	
General Description	The advance directive section shall contain a narrative description of the list of documents (e.g., Durable Power of Attorney, Code Status) that define the patient’s expectations and requests for care along with the locations of the documents.	
LOINC Code	Opt	Description
42348-3	R	ADVANCE DIRECTIVES

6.3.3.6.5.1 Parent Template

3415 The parent of this template is [CCD 3.2](#). This template is compatible with the ASTM/HL7 Continuity of Care Document template: 2.16.840.1.113883.10.20.1.1

```

3420 <component>
      <section>
        <templateId root='2.16.840.1.113883.10.20.1.1' />
        <templateId root='1.3.6.1.4.1.19376.1.5.3.1.3.34' />
        <id root=' ' extension=' ' />
        <code code='42348-3' displayName='ADVANCE DIRECTIVES'
3425       codeSystem='2.16.840.1.113883.6.1' codeSystemName='LOINC' />
        <text>
          Text as described above
        </text>
      </section>
    </component>

```

Figure 6.3.3.6.5.1-1 Sample Advance Directives Section

3430 **6.3.3.6.6 Coded Advance Directives Section 1.3.6.1.4.1.19376.1.5.3.1.3.35**

Template ID	1.3.6.1.4.1.19376.1.5.3.1.3.35	
Parent Template	Advance Directives (1.3.6.1.4.1.19376.1.5.3.1.3.34)	
General Description	The advance directive section shall include entries for references to consent and advance directive documents (e.g., Durable Power of Attorney, Code Status) when known as	

	described in the Entry Content Modules.	
LOINC Code	Opt	Description
42348-3	R	ADVANCE DIRECTIVES
Entries	Opt	Description
1.3.6.1.4.1.19376.1.5.3.1.4.13.7	R2	Advance Directive Observation

6.3.3.6.6.1 Parent Template

The parent of this template is [Advance Directives](#).

3435
3440
3445
3450

```

<component>
  <section>
    <templateId root='1.3.6.1.4.1.19376.1.5.3.1.3.34' />
    <templateId root='1.3.6.1.4.1.19376.1.5.3.1.3.35' />
    <id root=' ' extension=' ' />
    <code code='42348-3' displayName='ADVANCE DIRECTIVES'
      codeSystem='2.16.840.1.113883.6.1' codeSystemName='LOINC' />
    <text>
      Text as described above
    </text>
    <entry>
      :
      <!-- Required if known Advance Directive Observation element -->
      <templateId root='1.3.6.1.4.1.19376.1.5.3.1.4.13.7' />
      :
    </entry>
  </section>
</component>

```

Figure 6.3.3.6.6.1-1 Sample Coded Advance Directives Section

6.3.3.6.7 Transport Mode Section 1.3.6.1.4.1.19376.1.5.3.1.1.10.3.2

Template ID	1.3.6.1.4.1.19376.1.5.3.1.1.10.3.2	
General Description	The transport mode section contains a description of the mode of transport and the time of departure or arrival of the patient to a facility.	
LOINC Code	Opt	Description
11459-5	R	TRANSPORT MODE
Entries	Opt	Description
1.3.6.1.4.1.19376.1.5.3.1.1.10.4.1	R	Transport This entry provides coded values giving the mode and time of departure or arrival of the patient to a facility.

3455

```

3460 <component>
      <section>
        <templateId root='1.3.6.1.4.1.19376.1.5.3.1.1.10.3.2' />
        <id root=' ' extension=' ' />
        <code code='11459-5' displayName='TRANSPORT MODE'
          codeSystem='2.16.840.1.113883.6.1' codeSystemName='LOINC' />
        <text>
          Text as described above
        </text>
3465 <entry>
          :
          <!-- Required Transport element -->
          <templateId root='1.3.6.1.4.1.19376.1.5.3.1.1.10.4.1' />
3470 :
        </entry>
      </section>
    </component>
  
```

Figure 6.3.3.6.7-1 Sample Transport Mode Section

3475 **6.3.3.7 Administrative and Other Information**

6.3.3.7.1 Payers Section 1.3.6.1.4.1.19376.1.5.3.1.1.5.3.7

Template ID	1.3.6.1.4.1.19376.1.5.3.1.1.5.3.7	
Parent Template	CCD 3.1 (2.16.840.1.113883.10.20.1.9)	
General Description	The Payers section contains data on the patient’s payers, whether a ‘third party’ insurance, self-pay, other payer or guarantor, or some combination.	
LOINC Code	Opt	Description
48768-6	R	PAYMENT SOURCES
Entries	Opt	Description
1.3.6.1.4.1.19376.1.5.3.1.4.17	R2	Coverage Entry

6.3.3.7.1.1 Parent Template

The parent of this template is [CCD 3.1](#).

```

3480 <component>
      <section>
        <templateId root='2.16.840.1.113883.10.20.1.9' />
        <templateId root='1.3.6.1.4.1.19376.1.5.3.1.1.5.3.7' />
3485 <id root=' ' extension=' ' />
        <code code='48768-6' displayName='PAYMENT SOURCES'
          codeSystem='2.16.840.1.113883.6.1' codeSystemName='LOINC' />
        <text>
          Text as described above
        </text>
3490 <entry>
          :
          <!-- Required if known Coverage Entry element -->
          <templateId root='1.3.6.1.4.1.19376.1.5.3.1.4.17' />
          :
3495 </entry>
      </section>
    </component>

```

Figure 6.3.3.7.1.1-1 Sample Payers Section

3500 **6.3.3.7.2 Referral Source Section 1.3.6.1.4.1.19376.1.5.3.1.1.13.2.3**

Template ID	1.3.6.1.4.1.19376.1.5.3.1.1.13.2.3	
General Description	The Referral Source section shall contain a narrative description of the referral source of the patient. Patients who are not referred by a particular agency or health care provider should be designated as "self referred".	
LOINC Code	Opt	Description
11293-8	R	ED REFERRAL SOURCE

```

3505 <component>
      <section>
        <templateId root='1.3.6.1.4.1.19376.1.5.3.1.1.13.2.3' />
        <id root=' ' extension=' ' />
        <code code='11293-8' displayName='ED REFERRAL SOURCE'
          codeSystem='2.16.840.1.113883.6.1' codeSystemName='LOINC' />
        <text>
          Text as described above
        </text>
3510 </section>
    </component>

```

Figure 6.3.3.7.2-1 Sample Referral Source Section

3515 **6.3.3.7.3 Transport Mode Section 1.3.6.1.4.1.19376.1.5.3.1.1.10.3.2**

Template ID	1.3.6.1.4.1.19376.1.5.3.1.1.10.3.2	
General Description	The transport mode section contains a description of the mode of transport and the time of departure or arrival of the patient to a facility.	
LOINC Code	Opt	Description
11459-5	R	TRANSPORT MODE

Entries	Opt	Description
1.3.6.1.4.1.19376.1.5.3.1.1.10.4.1	R	Transport This entry provides coded values giving the mode and time of departure or arrival of the patient to a facility.

```

3520 <component>
      <section>
        <templateId root='1.3.6.1.4.1.19376.1.5.3.1.1.10.3.2' />
        <id root=' ' extension=' ' />
        <code code='11459-5' displayName='TRANSPORT MODE'
          codeSystem='2.16.840.1.113883.6.1' codeSystemName='LOINC' />
        <text>
3525   Text as described above
        </text>
        <entry>
          :
3530   <!-- Required Transport element -->
          <templateId root='1.3.6.1.4.1.19376.1.5.3.1.1.10.4.1' />
          :
        </entry>
      </section>
    </component>

```

Figure 6.3.3.7.3-1 Sample Transport Mode Section

6.3.3.7.4 ED Disposition Section 1.3.6.1.4.1.19376.1.5.3.1.1.13.2.10

Template ID	1.3.6.1.4.1.19376.1.5.3.1.1.13.2.10	
General Description	The ED Disposition section contains descriptions of the various components of ED Disposition, including disposition from the ED, time of disposition, intended transportation mode, time of transport, and the non-ED practitioner the patient's care will be transferred to.	
LOINC Code	Opt	Description
11302-7	R	ED DISPOSITION
Entries	Opt	Description
1.3.6.1.4.1.19376.1.5.3.1.1.10.4.2	R	Encounter Disposition This required entry describes the expected or actual disposition of the patient after the emergency department encounter has been completed.

```
3540 <component>
      <section>
        <templateId root='1.3.6.1.4.1.19376.1.5.3.1.1.13.2.10' />
        <id root=' ' extension=' ' />
        <code code='11302-7' displayName='ED DISPOSITION'
          codeSystem='2.16.840.1.113883.6.1' codeSystemName='LOINC' />
3545 <text>
          Text as described above
        </text>
        <entry>
          :
3550 <!-- Required Encounter Disposition element -->
          <templateId root='1.3.6.1.4.1.19376.1.5.3.1.1.10.4.2' />
          :
        </entry>
      </section>
3555 </component>
```

Figure 6.3.3.7.4-1 Sample ED Disposition Section

6.3.4 CDA Entry Content Modules

6.3.4.1 Authors and Informants

3560 Each clinical statement that can be made in a CDA Document or HL7 Version 3 message shall be attributable to one or more authors. These are found in <author> elements, either directly within the clinical statement, or in one of its ancestors in the XML document or message.

Each clinical statement may also contain information from zero or more informants. These are found in <informant> elements, again, either directly within the clinical statement, or in one of its ancestors in the XML document or message.

3565 6.3.4.1.1 <author>

Authors shall be described in an <author> element that is either directly on the clinical statement, or which can be reached by one of its ancestors.

6.3.4.1.2 <time value=' '/>

The time of authorship shall be recorded in the <time> element.

3570 6.3.4.1.3 <assignedAuthor> -OR- <assignedEntity1>

```
<id root=' ' extension=' ' />
<addr></addr>
<telecom value=' ' use=' ' />
```

3575 In a CDA document details about the author are provided in the <assignedAuthor> element. In Version 3 messages, they are provided in the <assignedEntity1> element. The semantics are identical even though the element names differ. The identifier of the author, and their address and telephone number shall be present inside the <id>, <addr> and <telecom> elements.

**6.3.4.1.4 <assignedPerson><name></name></assignedPerson>
<representedOrganization><name></name></representedOrganization>**

3580 The author's and/or the organization's name shall be present when the <author> element is present.

6.3.4.2 Linking Narrative and Coded Entries

This section defines a linking mechanism that allows entries or portions thereof to be connected to the text of the clinical document.

3585 **6.3.4.2.1 Standards**

RIM HL7 Version 3 Reference Information Model

CDAR2 HL7 Clinical Document Architecture Release 2.0

6.3.4.2.2 Constraints for CDA

3590 Elements within the narrative <text> will use the ID attribute to provide a destination for links. Elements within an <entry> will be linked to the text via a URI reference using this attribute as the fragment identifier. This links the coded entry to the specific narrative text it is related to within the CDA instance, and can be traversed in either direction. This serves three purposes:

1. It supports diagnostics during software development and testing.
2. It provides a mechanism to enrich the markup that can be supported in the viewing application.
- 3595 3. It eliminates the need to duplicate content in two places, which prevents a common source of error, and eliminates steps needed to validate that content that should be identical in fact is.

3600 Each narrative content element within CDA may have an ID attribute. This attribute is of type xs:ID. This means that each ID in the document must be unique within that document. Within an XML document, an attribute of type xs:ID must start with a letter, and may be followed one or more letters, digits, hyphens or underscores . Three different examples showing the use of the ID attribute, and references to it appear below:

Table 6.3.4.2.2-1 Example Uses of ID

Use of ID	References to ID
<pre><tr ID='foo'> <td ID='bar'>Table Cell 1</td> <td>Table Cell 2</td> </tr></pre>	<pre><code> <originalText><reference value='#foo'></originalText> </code> <code> <originalText><reference value='#bar'></originalText></pre>

Use of ID	References to ID
	</code>
<pre><list> <item ID='baz'>List item 1</item> </list></pre>	<pre><code> <originalText><reference value='#baz'></originalText> </code></pre>
<pre><paragraph ID='p-1'>A paragraph <content ID='c-1'>with content</content> </paragraph></pre>	<pre><code> <originalText><reference value='#p-1'></originalText> </code> <code> <originalText><reference value='#c-1'></originalText> </code></pre>

3605 This allows the text to be located with a special type of URI reference, which simply contains a fragment identifier. This URI is local to the document and so just begins with a hash mark (#), and is followed by the value of the ID being referenced. Given one of these URIs stored in a variable named theURI, the necessary text value can be found via the following XPath expression:

```
string(//*[ @ID=substring-after('#', $theURI) ])
```

3610 The table below shows the result of this expression using the examples above:

\$theURI	Returned Value
"#bar"	"Table Cell 1"
"#foo"	"Table Cell 1Table Cell 2" (note the spacing issue between 1 and T)
"#p-1"	"A paragraph with content"
"#c-1"	"with content"

If your XSLT processor is schema aware, even more efficient mechanisms exist to locate the element than the above expression.

3615 Having identified the critical text in the narrative, any elements using the HL7 CD datatype (e.g., <code>) can then contain a <reference> to the <originalText> found in the narrative. That is why, although CDA allows <value> to be of any type in <entry> elements, this profile restricts them to always be of xsi:type='CD'.

Now, given an item with an ID stored in a variable named theID all <reference> elements referring to it can be found via the following XPath expression:

```
//cda:reference[@URI=concat('#',$theID)]
```

3620 **6.3.4.2.3 Constraints for HL7 Version 3 Messages**

Unlike CDA entries, structured statements in HL7 Version 3 Messages do not have a related narrative text section. Therefore full text representations should be included in the <text> element care statement acts.

6.3.4.3 Severity 1.3.6.1.4.1.19376.1.5.3.1.4.1

3625 Any condition or allergy may be the subject of a severity observation. This structure is included in the target act using the <entryRelationship> element defined in the CDA Schema.

The example below shows the recording the condition or allergy severity, and is used as the context for the following sections.

6.3.4.3.1 Standards

PatCareStruct HL7 Care Provision Domain (DSTU)

CCD ASTM/HL7 Continuity of Care Document

3630 **6.3.4.3.2 Specification**

```
3635 <observation classCode='COND' moodCode='EVN'>
3640   <entryRelationship typeCode='SUBJ' inversionInd='true'>
3645     <observation classCode='OBS' moodCode='EVN'>
3650       <templateId root='2.16.840.1.113883.10.20.1.55' />
3655       <templateId root='1.3.6.1.4.1.19376.1.5.3.1.4.1' />
3660       <code code='SEV' displayName='Severity'
3665         codeSystem='2.16.840.1.113883.5.4' codeSystemName='ActCode' />
3670       <text><reference value='#severity-2' /></text>
3675       <statusCode code='completed' />
3680       <value xsi:type='CD' code='H|M|L'
3685         codeSystem='2.16.840.1.113883.5.1063'
3690         codeSystemName='ObservationValue' />
3695     </observation>
3700   </entryRelationship>
3705 </observation>
```

3635 This specification models a severity observation as a separate observation from the condition. While this model is different from work presently underway by various organizations (i.e., SNOMED, HL7, TermInfo), it is not wholly incompatible with that work. In that work, qualifiers may be used to identify severity in the coded condition observation, and a separate severity

3660 observation is no longer necessary. The use of qualifiers is not precluded by this specification. However, to support semantic interoperability between EMR systems using different vocabularies, this specification does require that severity information also be provided in a separate observation. This ensures that all EMR systems have equal access to the information, regardless of the vocabularies they support.

6.3.4.3.2.1 <entryRelationship typeCode='SUBJ' inversionInd='true'>

3665 The related statement is made about the severity of the condition (or allergy). For CDA, this observation is recorded inside an <entryRelationship> element occurring in the condition, allergy or medication entry. The containing <entry> is the subject (typeCode='SUBJ') of this new observation, which is the inverse of the normal containment structure, thus inversionInd='true'. For HL7 Version 3 Messages this relationship is represented with a <sourceOf> element, however the semantics, typeCode, and inversionInd is unchanged.

6.3.4.3.2.2 <observation moodCode='EVN' classCode='OBS'>

3670 The related statement is another event (moodCode='EVN') observing (<observation classCode='OBS'>) the severity of the (surrounding) related entry (e.g., a condition or allergy).

**6.3.4.3.2.3 <templateId root='2.16.840.1.113883.10.20.1.55' />
<templateId root='1.3.6.1.4.1.19376.1.5.3.1.4.1' />**

3675 The <templateId> elements identifies this <observation> as a severity observation, allowing for validation of the content. As a side effect, readers of the CDA can quickly locate and identify severity observations. The templateId elements shown above must be present.

6.3.4.3.2.4 <code code='SEV' codeSystem='2.16.840.1.113883.5.4' displayName='Severity' codeSystemName='ActCode' />

3680 This observation is of severity, as indicated by the <code> element listed above. This element is required. The code and codeSystem attributes shall be recorded exactly as shown above.

6.3.4.3.2.5 <text><reference value='#severity-2' /></text>

3685 The <observation> element shall contain a <text> element. For CDA, the <text> elements shall contain a <reference> element pointing to the narrative where the severity is recorded, rather than duplicate text to avoid ambiguity. For HL7 Version 3 Messages, the <text> element should contain the full narrative text.

6.3.4.3.2.6 <statusCode code='completed' />

The code attribute of <statusCode> for all severity observations shall be completed. While the <statusCode> element is required in all acts to record the status of the act, the only sensible value of this element in this context is completed.

3690 **6.3.4.3.2.7** <value xsi:type='CD' code='H|M|L'
codeSystem='2.16.840.1.113883.5.1063'
codeSystemName='SeverityObservation'>

3695 The <value> element contains the level of severity. It is always represented using the CD datatype (xsi:type='CD'), even though the value may be a coded or uncoded string. If coded, it should use the HL7 SeverityObservation vocabulary (codeSystem='2.16.840.1.113883.5.1063') containing three values (H, M, and L), representing high, moderate and low severity depending upon whether the severity is life threatening, presents noticeable adverse consequences, or is unlikely substantially effect the situation of the subject.

6.3.4.4 Problem Status Observation 1.3.6.1.4.1.19376.1.5.3.1.4.1.1

3700 Any problem or allergy observation may reference a problem status observation. This structure is included in the target observation using the <entryRelationship> element defined in the CDA Schema. The clinical status observation records information about the current status of the problem or allergy, for example, whether it is active, in remission, resolved, et cetera. The example below shows the recording of clinical status of a condition or allergy, and is used as the context for the following sections.

3705

6.3.4.4.1 Standards

CCD ASTM/HL7 Continuity of Care Document

6.3.4.4.2 Specification

```
3710 <entry>  
      <observation classCode='OBS' moodCode='EVN'>  
        <entryRelationship typeCode='REFR' inversionInd='false'>  
          <observation classCode='OBS' moodCode='EVN'>  
            <templateId root='2.16.840.1.113883.10.20.1.57' />  
            <templateId root='2.16.840.1.113883.10.20.1.50' />  
            <templateId root='1.3.6.1.4.1.19376.1.5.3.1.4.1.1' />  
            <code code='33999-4' displayName='Status'  
              codeSystem='2.16.840.1.113883.6.1' codeSystemName='LOINC' />  
            <text><reference value='#cstatus-2' /></text>  
            <statusCode code='completed' />  
            <value xsi:type='CE' code=' ' codeSystem='2.16.840.1.113883.6.96' codeSystemName='SNOMED  
3715 CT' />  
          </observation>  
        </entryRelationship>  
      </observation>  
    </entry>
```

3720

3725

3730 This CCD models a problem status observation as a separate observation from the problem, allergy or medication observation. While this model is different from work presently underway by various organizations (i.e., SNOMED, HL7, TermInfo), it is not wholly incompatible with that work. In that work, qualifiers may be used to identify problem status in the coded condition

3735 observation, and a separate clinical status observation is no longer necessary. The use of qualifiers in the problem observation is not precluded by this specification or by CCD. However, to support semantic interoperability between EMR systems using different vocabularies, this specification does require that problem status information also be provided in a separate observation. This ensures that all EMR systems have equal access to the information, regardless of the vocabularies they support.

6.3.4.4.3 <entryRelationship typeCode='REFR' inversionInd='false'>

3740 The related statement is made about the clinical status of the problem or allergy. For CDA, this observation is recorded inside an <entryRelationship> element occurring in the problem or allergy. For HL7 Version 3 Messages, the <entryRelationship> tag name is <sourceOf>, though the typeCode and inversionInd attributes and other semantics remain the same. The containing observation refers to (typeCode='REFR') this new observation.

6.3.4.4.4 <observation moodCode='EVN' classCode='OBS'>

3745 The related statement is another event (moodCode='EVN') observing (<observation classCode='OBS'>) the clinical status of the (surrounding) related observation (e.g., a problem or allergy).

**6.3.4.4.5 <templateId root='2.16.840.1.113883.10.20.1.57' />
<templateId root='2.16.840.1.113883.10.20.1.50' />
<templateId root='1.3.6.1.4.1.19376.1.5.3.1.4.1.1' />**

3750 These <templateId> elements identify this <observation> as a problem status observation, allowing for validation of the content.

6.3.4.4.6 <code code='33999-4' codeSystem='2.16.840.1.113883.6.1' displayName='Status' codeSystemName='LOINC' />

3755 This observation is of clinical status, as indicated by the <code> element. This element must be present. The code and codeSystem shall be recorded exactly as shown above.

6.3.4.4.7 <text><reference value='#cstatus-2' /></text>

3760 The <observation> element shall contain a <text> element that points to the narrative text describing the clinical status. For CDA, the <text> elements shall contain a <reference> element pointing to the narrative section (see [Linking Narrative and Coded Entries](#)), rather than duplicate text to avoid ambiguity. For HL7 Version 3 Messages, the <text> element SHALL contain the full narrative text.

6.3.4.4.8 <statusCode code='completed'/>

3765 The code attribute of <statusCode> for all clinical status observations shall be completed. While the <statusCode> element is required in all acts to record the status of the act, the only sensible value of this element in this context is completed.

6.3.4.4.9 <value xsi:type='CE' code=' ' displayName=' ' codeSystem='2.16.840.1.113883.6.96' codeSystemName='SNOMED CT'/>

The <value> element contains the clinical status. It is always represented using the CE datatype (xsi:type='CE'). It shall contain a code from the following set of values from SNOMED CT.

Code	Description
55561003	Active
73425007	Inactive
90734009	Chronic
7087005	Intermittent
255227004	Recurrent
415684004	Rule out
410516002	Ruled out
413322009	Resolved

3770 6.3.4.5 Health Status 1.3.6.1.4.1.19376.1.5.3.1.4.1.2

3775 A problem observation may reference a health status observation. This structure is included in the target observation using the <entryRelationship> element defined in the CDA Schema. The health status observation records information about the current health status of the patient. The example below shows the recording the health status, and is used as the context for the following sections.

6.3.4.5.1 Specification

```
3780 <entry>
      <observation classCode='OBS' moodCode='EVN'>
3785   <entryRelationship typeCode='REFR' inversionInd='false'>
     <observation classCode='OBS' moodCode='EVN'>
       <templateId root='2.16.840.1.113883.10.20.1.51' />
       <templateId root='1.3.6.1.4.1.19376.1.5.3.1.4.1.2' />
3785   <code code='11323-3' displayName='Health Status'
        codeSystem='2.16.840.1.113883.6.1' codeSystemName='LOINC' />
       <text><reference value='#hstatus-2' /></text>
       <statusCode code='completed' />
       </value>
3790   <value xsi:type='CE' code=' ' codeSystem='2.16.840.1.113883.6.96' codeSystemName='SNOMED
CT' />
     </observation>
   </entryRelationship>
3795 </observation>
</entry>
```

This specification models a health status observation as a separate observation about the patient.

6.3.4.5.2 <entryRelationship typeCode='REFR'>

3800 The related statement is made about the health status of the patient. For CDA, this observation is recorded inside an <entryRelationship> element occurring in the observation. The contained observation is referenced (typeCode='REFR') by the observation entry. For HL7 Version 3 Messages, the entryRelationship tagName is sourceOf, though the typeCode and inversionInd attributes and other semantics remain the same.

6.3.4.5.3 <observation moodCode='EVN' classCode='OBS'>

3805 The related statement is another event (moodCode='EVN') observing (<observation classCode='OBS'>) the health status of the patient.

6.3.4.5.4 <templateId root='2.16.840.1.113883.10.20.1.51' /> <templateId root='1.3.6.1.4.1.19376.1.5.3.1.4.1.2' />

The <templateId> element identifies this <observation> as a health status observation, allowing for validation of the content.

3810 **6.3.4.5.5 <code code='11323-3'
 displayName='Health Status'
 codeSystem='2.16.840.1.113883.6.1'
 codeSystemName='LOINC' />**

3815 This observation is of health status, as indicated by the <code> element. This element must be present. The code and codeSystem attributes shall be recorded exactly as shown above.

6.3.4.5.6 <text><reference value='#hstatus-2'/></text>

3820 The <observation> element shall contain a <text> element that contains the narrative text describing the clinical status. For CDA, the <text> elements shall contain a <reference> element pointing to the narrative section (see [Linking Narrative and Coded Entries](#), rather than duplicate text to avoid ambiguity. For HL7 Version 3 Messages, the <text> element shall contain the full narrative text.

6.3.4.5.7 <statusCode code='completed'/>

3825 The code attribute of <statusCode> for all health status observations shall be completed. While the <statusCode> element is required in all acts to record the status of the act, the only sensible value of this element in this context is completed.

6.3.4.5.8 <value xsi:type='CE' code=' ' displayName=' ' codeSystem='2.16.840.1.113883.6.96' codeSystemName='SNOMED CT'/>

The <value> element contains the clinical status. It is always represented using the CE datatype (xsi:type='CE').

Code	Description
81323004	Alive and well
313386006	In remission
162467007	Symptom free
161901003	Chronically ill
271593001	Severely ill
21134002	Disabled
161045001	Severely disabled
419099009	Deceased

3830 **6.3.4.6 Comments 1.3.6.1.4.1.19376.1.5.3.1.4.2**

3835 This entry allows for a comment to be supplied with each entry. For CDA this structure is usually included in the target act using the <entryRelationship> element defined in the CDA Schema, but can also be used in the <component> element when the comment appears within an <organizer>. The example below shows recording a comment for an <entry>, and is used as context for the following sections. For HL7 Version 3 Messages, this relationship is represented with the element <sourceOf>, although the remainder of the typecodes and semantics are unchanged.

Any condition or allergy may be the subject of a comment.

6.3.4.6.1 Standards

CareStruct [HL7 Care Provision Care Structures \(DSTU\)](#)

CCD [ASTM/HL7 Continuity of Care Document](#)

3840 6.3.4.6.2 Specification

```
3840 <entry>
      <observation classCode='OBS' moodCode='EVN'>
        :
3845     <entryRelationship typeCode='SUBJ' inversionInd='true'>
       <act classCode='ACT' moodCode='EVN'>
         <templateId root='2.16.840.1.113883.10.20.1.40' />
         <templateId root='1.3.6.1.4.1.19376.1.5.3.1.4.2' />
3850     <code code='48767-8' displayName='Annotation Comment'
          codeSystem='2.16.840.1.113883.6.1'
          codeSystemName='LOINC' />
3855     <text><reference value='#comment-2' /></text>
       <statusCode code='completed' />
       <author>
         <time value='' />
3860     <assignedAuthor>
       <id root='' extension=''>
       <addr></addr>
       <telecom value='' use=''>
3865     <assignedPerson><name></name></assignedPerson>
       <representedOrganization><name></name></representedOrganization>
       </assignedAuthor>
       </author>
       </act>
3870     </entryRelationship>
       :
     </observation>
  </entry>
  <entry>
    <organizer>
3875     <component typeCode='COMP'>
       <act classCode='ACT' moodCode='EVN'>
         <templateId root='2.16.840.1.113883.10.20.1.40' />
         <templateId root='1.3.6.1.4.1.19376.1.5.3.1.4.2' />
3880     <code code='48767-8' displayName='Annotation Comment'
          codeSystem='2.16.840.1.113883.6.1'
          codeSystemName='LOINC' />
       :
       </act>
     </component>
    </organizer>
  </entry>
```

6.3.4.6.3 <entryRelationship typeCode='SUBJ' inversionInd='true'> or <component typeCode='COMP' />

3885 A related statement is made about an act, or a cluster or battery of results. In CDA the former shall be recorded inside an <entryRelationship> element occurring at the end of the entry. The

containing act is the subject (typeCode='SUBJ') of this new observation, which is the inverse of the normal containment structure, thus inversionInd='true'.

3890 For HL7 Version 3 Messages, the relationship element is <sourceOf>, however the typeCode and inversionInd remain the same.

In the latter case, the comment shall be recorded inside a <component> element contained within the <organizer> element.

6.3.4.6.4 <act classCode='ACT' moodCode='EVN'>

3895 The related statement is an event (moodCode='EVN') describing the act (classCode='ACT') of making an arbitrary comment or providing instruction on the related entry.

6.3.4.6.5 <templateId root='2.16.840.1.113883.10.20.1.40' /> <templateId root='1.3.6.1.4.1.19376.1.5.3.1.4.2' />

These <templateId> elements identify this <act> as a comment, allowing for validation of the content.

3900 **6.3.4.6.6 <code code='48767-8' displayName='Annotation Comment'
codeSystem='2.16.840.1.113883.6.1' codeSystemName='LOINC' />**

The <code> element indicates that this is a comment and shall be recorded as shown above. The codeSystem and code attributes shall use the values specified above.

6.3.4.6.7 <text><reference value='#comment-2' /></text>

3905 The <text> element provides a way to represent the <reference> to the text of the comment in the narrative portion of the document. For CDA, this SHALL be represented as a <reference> element that points to the narrative text section of the CDA. The comment itself is not the act being coded, so it appears in the <text> of the <observation>, not as part of the <code>. For HL7 Version 3 Messages, the <text> element SHALL contain the full narrative text.

3910 **6.3.4.6.8 <statusCode code='completed' />**

The code attribute of <statusCode> for all comments must be completed.

6.3.4.6.9 <author>

The comment may have an author.

6.3.4.6.10 <time value=' ' />

3915 The time of the comment creation shall be recorded in the <time> element when the <author> element is present.

6.3.4.6.11 <assignedAuthor>
<id root=' ' extension=' '>
<addr></addr>
3920 **<telecom value=' ' use=' '>**

The identifier of the author, and their address and telephone number must be present inside the <id>, <addr> and <telecom> elements when the <author> element is present.

6.3.4.6.12 <assignedPerson><name></name></assignedPerson>
<representedOrganization><name></name></representedOrganization>

3925 The author's and/or the organization's name must be present when the <author> element is present.

6.3.4.7 Patient Medication Instructions 1.3.6.1.4.1.19376.1.5.3.1.4.3

Any medication may be the subject of further instructions to the patient, for example to indicate that it should be taken with food, et cetera.

3930 This structure is included in the target substance administration or supply act using the <entryRelationship> element defined in the CDA Schema. The example below shows the recording of patient medication instruction for an <entry>, and is used as context for the following section.

6.3.4.7.1 Standards

Pharmacy HL7 Pharmacy Domain (Normative)

3935 **6.3.4.7.2 Specification**

```
3940 <entry>
      <substanceAdministration classCode='SBADM' moodCode='EVN'>
        :
        <entryRelationship typeCode='SUBJ' inversionInd='true'>
          <act classCode='ACT' moodCode='INT'>
            <templateId root='2.16.840.1.113883.10.20.1.49' />
3945     <templateId root='1.3.6.1.4.1.19376.1.5.3.1.4.3' />
            <code code='PINSTRUCT' codeSystem='1.3.6.1.4.1.19376.1.5.3.2'
              codeSystemName='IHEActCode' />
            <text><reference value='#comment-2' /></text>
            <statusCode code='completed' />
3950     </act>
          </entryRelationship>
        :
      </substanceAdministration>
    </entry>
```

6.3.4.7.3 <entryRelationship typeCode='SUBJ' inversionInd='true'>

3955 Again, a related statement is made about the medication or immunization. This observation is recorded inside an <entryRelationship> element occurring at the end of the substance administration or supply entry. The containing <entry> is the subject (typeCode='SUBJ') of this new observation, which is the inverse of the normal containment structure, thus inversionInd='true'.

3960 6.3.4.7.4 <act classCode='ACT' moodCode='INT'>

The related statement is the intent (moodCode='INT') on how the related entry is to be performed. .

6.3.4.7.5 <templateId root='2.16.840.1.113883.10.20.1.49' /> <templateId root='1.3.6.1.4.1.19376.1.5.3.1.4.3' />

3965 These <templateId> elements identify this <act> as a medication instruction, allowing for validation of the content. As a side effect, readers of the CDA can quickly locate and identify medication instructions.

6.3.4.7.6 <code code='PINSTRUCT' codeSystem='1.3.6.1.4.1.19376.1.5.3.2' codeSystemName='IHEActCode' />

3970 The <code> element indicates that this is a patient medication instruction. This element shall be recorded exactly as specified above.

Note: These values will be sent to HL7 for harmonization with the HL7 Act Vocabulary.

6.3.4.7.7 <text><reference value='#comment-2' /></text>

3975 The <text> element indicates the text of the comment. For CDA, this SHALL be represented as a <reference> element that points at the narrative portion of the document. The comment itself is not the act being coded, so it appears in the <text> of the <observation>, not as part of the <code>. For HL7 Version 3 Messages, the full text SHALL be represented here.

6.3.4.7.8 <statusCode code='completed' />

The code attribute of <statusCode> for all comments must be completed.

3980 6.3.4.8 Medication Fulfillment Instructions 1.3.6.1.4.1.19376.1.5.3.1.4.3.1

Any medication may be the subject of further instructions to the pharmacist, for example to indicate that it should be labeled in Spanish, et cetera.

3985 This structure is included in the target substance administration or supply act using the <entryRelationship> element defined in the CDA Schema. The figure below is an example of recording an instruction for an <entry>, and is used as context for the following sections.

6.3.4.8.1 Standards

Pharmacy HL7 Pharmacy Domain (Normative)

6.3.4.8.2 Specification

```
3990 <entry>
      <supply classCode='SPLY' moodCode='EVN'>
        :
        <entryRelationship typeCode='SUBJ' inversionInd='true'>
3995   <act classCode='ACT' moodCode='INT'>
      <templateId root='2.16.840.1.113883.10.20.1.43' />
      <templateId root='1.3.6.1.4.1.19376.1.5.3.1.4.3.1' />
      <code code='FINSTRUCT' codeSystem='1.3.6.1.4.1.19376.1.5.3.2'
        codeSystemName='IHEActCode' />
      <text><reference value='#comment-2' /></text>
4000   <statusCode code='completed' />
      </act>
    </entryRelationship>
    :
4005 </supply>
  </entry>
```

6.3.4.8.3 <entryRelationship typeCode='SUBJ' inversionInd='true'>

4010 Again, a related statement is made about the medication or immunization. In CDA, this observation is recorded inside an <entryRelationship> element occurring at the end of the substance administration or supply entry. The containing <act> is the subject (typeCode='SUBJ') of this new observation, which is the inverse of the normal containment structure, thus inversionInd='true'. For HL7 Version 3 Messages, this relationship is represented with the <sourceOf> element however the semantics, typeCode, and inversionInd remain the same.

6.3.4.8.4 <act classCode='ACT' moodCode='INT'>

4015 The related statement is the intent (moodCode='INT') on how the related entry is to be performed.

**6.3.4.8.5 <templateId root='2.16.840.1.113883.10.20.1.43' />
<templateId root='1.3.6.1.4.1.19376.1.5.3.1.4.3.1' />**

4020 These <templateId> elements identify this <act> as a medication fulfillment instruction, allowing for validation of the content.

6.3.4.8.6 <code code='FINSTRUCT' codeSystem='1.3.6.1.4.1.19376.1.5.3.2' codeSystemName='IHEActCode' />

The <code> element indicates that this is a medication fulfillment instruction. This element shall be recorded exactly as specified above.

4025 **Note:** These values will be sent to HL7 for harmonization with the HL7 Act Vocabulary.

6.3.4.8.7 <text><reference value='#comment-2' /></text>

4030 The <text> element contains a free text representation of the instruction. For CDA this SHALL contain a provides a <reference>element to the link text of the comment in the narrative portion of the document. The comment itself is not the act being coded, so it appears in the <text> of the <observation>, not as part of the <code>. For HL7 Version 3 Messages, the full text SHALL be represented here.

6.3.4.8.8 <statusCode code='completed' />

The code attribute of <statusCode> for all comments must be completed.

6.3.4.9 External References 1.3.6.1.4.1.19376.1.5.3.1.4.4

4035 CDA Documents may reference information contained in other documents. While CDA Release 2.0 supports references in content via the <linkHtml> element, this is insufficient for many EMR systems as the link is assumed to be accessible via a URL, which is often not the case. In order to link an external reference, one needs the document identifier, and access to the clinical system wherein the document resides. For a variety of reasons, it is desirable to refer to the document by its identity, rather than by linking through a URL.

- 4040
1. The identity of a document does not change, but the URLs used to access it may vary depending upon location, implementation, or other factors.
 2. Referencing clinical documents by identity does not impose any implementation specific constraints on the mechanism used to resolve these references, allowing the content to be implementation neutral. For example, in the context of an XDS Affinity domain the clinical system used to access documents would be an XDS Registry and one or more
- 4045

- 4050 XDS Repositories where documents are stored. In other contexts, access might be through a Clinical Data Repository (CDR), or Document Content Management System (DCMS). Each of these may have different mechanisms to resolve a document identifier to the document resource.
- 4055 3. The identity of a document is known before the document is published (e.g., in an XDS Repository, Clinical Data Repository, or Document Content Management System), but its URL is often not known. Using the document identity allows references to existing documents to be created before those documents have been published to a URL. This is important to document creators, as it does not impose workflow restrictions on how links are created during the authoring process.

Fortunately, CDA Release 2.0 also provides a mechanism to refer to external documents in an entry, as shown below.

6.3.4.9.1 Specification

```
4060 <entry>
  <act classCode='ACT' moodCode='EVN'>
    <templateId root='1.3.6.1.4.1.19376.1.5.3.1.4.4' />
    <id root='' extension='' />
    <code nullFlavor='NA' />
4065 <text><reference value='#study-1' /></text>
    <!-- For CDA -->
    <reference typeCode='REFR|SPRT'>
      <externalDocument classCode='DOC' moodCode='EVN'>
4070 <id extension='' root='' />
      <text><reference value='http://foo..' /></text>
    </externalDocument>
    </reference>
    <!-- For HL7 Version 3 Messages
4075 <sourceOf typeCode='REFR|SPRT'>
      <act classCode='DOC' moodCode='EVN'>
        <id extension='' root='' />
        <text><reference value='http://foo..' /></text>
      </act>
    </sourceOf>
4080 <!-->
  </act>
</entry>
```

6.3.4.9.2 <act classCode='ACT' moodCode='EVN'>

4085 The external reference is an act that refers to documentation of an <act> (classCode='ACT'), that previously occurred (moodCode='EVN').

6.3.4.9.3 <templateId root='1.3.6.1.4.1.19376.1.5.3.1.4.4' />

The <templateId> element identifies this <act> as a reference act, allowing for validation of the content. As a side effect, readers of the CDA can quickly locate and identify reference acts. The templateId must have root='1.3.6.1.4.1.19376.1.5.3.1.4.4'.

4090 **6.3.4.9.4 <id root=' ' extension=' '/>**

The reference is an act of itself, and must be uniquely identified. If there is no explicit identifier for this act in the source EMR system, a GUID may be used for the root attribute, and the extension may be omitted.

6.3.4.9.5 <code nullFlavor='NA'/>

4095 The reference act has no code associated with it.

6.3.4.9.6 <text><reference value='#study-1'/></text>

In order to connect this external reference to the narrative text which it refers, the value of the <reference> element in the <text> element is a URI to an element in the CDA narrative of this document.

4100 **6.3.4.9.7 <reference typeCode='SPRT|REFR'>
<externalDocument classCode='DOC' moodCode='EVN'>**

4105 External references are listed as either supporting documentation (typeCode='SPRT') or simply reference material (typeCode='REFR') for the reader. If this distinction is not supported by the source EMR system, the value of typeCode should be REFR. For CDA, the reference is indicated by a <reference> element containing an <externalDocument> element which documents (classCode='DOC') the event (moodCode='EVN'). For HL7 Version 3 Messages, the reference is represented with the element <sourceOf> and the external document is represented with a <act> element, however semantics, and attributes remain otherwise without change.

6.3.4.9.8 <id extension=' ' root=' '/>

4110 The identifier of the document is supplied in the <id> element.

6.3.4.9.9 <text><reference value=' '/></text>

A link to the original document may be provided here. This shall be a URL where the referenced document can be located. For CDA, the link should also be present in the narrative inside the CDA Narrative in a <linkHTML> element.

4115 **6.3.4.10 Internal References 1.3.6.1.4.1.19376.1.5.3.1.4.4.1**

CDA and HL7 Version 3 Entries may reference (point to) information contained in other entries within the same document or message as shown below.

6.3.4.10.1 Specification

4120

```
<entryRelationship typeCode=' ' inversionInd='true|false'>
  <act classCode=' ' moodCode=' '>
    <templateId root='1.3.6.1.4.1.19376.1.5.3.1.4.4.1' />
    <id root=' ' extension=' ' />
    <code code=' ' displayName=' ' codeSystem=' ' codeSystemName=' ' />
  </act>
</entryRelationship>
```

4125

6.3.4.10.2 <entryRelationship typeCode=' ' inversionInd='true|false'>

For CDA the act being referenced appears inside a related entryRelationship. The type (typeCode) and direction (inversionInd) attributes will be specified in the entry content module that contains the reference. For HL7 Version 3 Messages, the relationship is indicated with a <sourceOf> element, however typeCodes and semantics remain unchanged.

4130

6.3.4.10.3 <act classCode=' ' moodCode=' '>

The act being referred to can be any CDA Clinical Statement element type (act, procedure, observation, substanceAdministration, supply, et cetera). For compatibility with the Clinical Statement model the internal reference shall always use the <act> class, regardless of the XML element type of the act it refers to.

4135

6.3.4.10.4 <templateId root='1.3.6.1.4.1.19376.1.5.3.1.4.4.1' />

The <templateId> element identifies this as an internal reference that conforms to all rules specified in this section.

6.3.4.10.5 <id root=' ' extension=' ' />

4140

This element shall be present. The root and extension attributes shall identify an element defined elsewhere in the same document.

6.3.4.10.6 <code code=' ' displayName=' ' codeSystem=' ' codeSystemName=' ' />

This element shall be present. It shall be valued when the internal reference is to element that has a <code> element, and shall have the same attributes as the <code> element in the act it references. If the element it references does not have a <code> element, then the nullFlavor attribute should be set to "NA".

4145

6.3.4.11 Concern Entry 1.3.6.1.4.1.19376.1.5.3.1.4.5.1

This event (moodCode='EVN') represents an act (<act classCode='ACT') of being concerned about a problem, allergy or other issue. The <effectiveTime> element describes the period of concern. The subject of concern is one or more observations about related problems (see [1.3.6.1.4.1.19376.1.5.3.1.4.5.2](#)) or allergies and intolerances (see [1.3.6.1.4.1.19376.1.5.3.1.4.5.3](#)). Additional references can be provided having additional

4150

information related to the concern. The concern entry allows related acts to be grouped. This allows representing the history of a problem as a series of observation over time, for example.

4155 **6.3.4.11.1 Standards**

CCD	ASTM/HL7 Continuity of Care Document
CareStruct	HL7 Care Provision Care Structures (DSTU)
ClinStat	ClinStat HL7 Clinical Statement (DRAFT)

6.3.4.11.2 Specification

```
4160 <act classCode='ACT' moodCode='EVN'>
  <templateId root='2.16.840.1.113883.10.20.1.27'/>
  <templateId root='1.3.6.1.4.1.19376.1.5.3.1.4.5.1'/>
  <id root='' extension=''/>
  <code nullFlavor='NA'/>
  <statusCode code='active|suspended|aborted|completed'/>
  <effectiveTime>
4165   <low value=''/>
   <high value=''/>
  </effectiveTime>
  <!-- one or more entry relationships identifying problems of concern -->
  <entryRelationship typeCode='SUBJ' inversionInd='false'>
4170   :
  </entryRelationship>
  <!-- For HL7 Version 3 Messages
  <sourceOf typeCode='SUBJ' inversionInd='false'>
4175   :
  </sourceOf>
  -->
  <!-- optional entry relationship providing more information about the concern -->
  <entryRelationship typeCode='REFR'>
4180   :
  </entryRelationship>
  <!-- For HL7 Version 3 Messages
  <sourceOf typeCode='REFR' inversionInd='false'>
4185   :
  </sourceOf>
  -->
</act>
```

6.3.4.11.3 <act classCode='ACT' moodCode='EVN'>

All concerns reflect the act of recording (<act classCode='ACT'>) the event (moodCode='EVN') of being concerned about a problem, allergy or other issue about the patient condition.

4190 **6.3.4.11.4 <templateId root='2.16.840.1.113883.10.20.1.27'/>**
<templateId root='1.3.6.1.4.1.19376.1.5.3.1.4.5.1'/>

These template identifiers indicates this entry conforms to the concern content module. This content module inherits constraints from the HL7 CCD Template for problem acts, and so also includes that template identifier.

4195 **6.3.4.11.5 <id root=' ' extension=' '/>**

This required element identifies the concern.

6.3.4.11.6 <code nullFlavor='NA'/>

The code is not applicable to a concern act, and so shall be recorded as shown above.

6.3.4.11.7 <statusCode code='active|suspended|aborted|completed'/>

4200 The statusCode associated with any concern must be one of the following values:

Value	Description
active	A concern that is still being tracked.
suspended	A concern that is active, but which may be set aside. For example, this value might be used to suspend concern about a patient problem after some period of remission, but before assumption that the concern has been resolved.
aborted	A concern that is no longer actively being tracked, but for reasons other than because the problem was resolved. This value might be used to mark a concern as being aborted after a patient leaves care against medical advice.
completed	The problem, allergy or medical state has been resolved and the concern no longer needs to be tracked except for historical purposes.

Note: A concern in the "active" state represents one for which some ongoing clinical activity is expected, and that no activity is expected in other states. Specific uses of the suspended and aborted states are left to the implementation.

6.3.4.11.8 <effectiveTime><low value=' '/><high value=' '/></effectiveTime>

4205 The <effectiveTime> element records the starting and ending times during which the concern was active. The <low> element shall be present. The <high> element shall be present for concerns in the completed or aborted state, and shall not be present otherwise.

**6.3.4.11.9 <!-- 1..* entry relationships identifying problems of concern -->
<entryRelationship type='SUBJ' inversionInd='false'/>**

4210 Each concern is about one or more related problems or allergies. This entry shall contain one or more problem or allergy entries that conform to the specification in section [Problem Entry](#) or [Allergies and Intolerances](#). This is how a series of related observations can be grouped as a single concern.

4215 For CDA this SHALL be represented with the <entryRelationship> element. For HL7 Version 3 Messages, this SHALL be represented as a <sourceOf> element. The typeCode SHALL be 'SUBJ' for both HL7 Version 3 and CDA. HL7 Version 3 additionally requires that inversionInd SHALL be 'false'.

Note: The Allergy and Intolerances entry is a refinement of the Problem entry.

4220 **6.3.4.11.10 <!-- 0..n optional entry relationship providing more information about the concern -->
<entryRelationship type='REFR' inversionInd='false'>**

4225 Each concern may have 0 or more related references. These may be used to represent related statements such related visits. This may be any valid CDA clinical statement, and SHOULD be an IHE entry template. For CDA this SHALL be represented with the <entryRelationship> element. For HL7 Version 3 Messages, this SHALL be represented as a <subjectOf> element. The typeCode SHALL be 'SUBJ' and inversionInd SHALL be 'false'

6.3.4.12 Problem Concern Entry 1.3.6.1.4.1.19376.1.5.3.1.4.5.2

4230 This entry is a specialization of the Concern Entry, wherein the subject of the concern is focused on a problem. Elements shown in the example below in gray are explained in the [Concern Entry](#).

6.3.4.12.1 Standards

CCD	ASTM/HL7 Continuity of Care Document
CareStruct	HL7 Care Provision Care Structures (DSTU)
ClinStat	HL7 Clinical Statement Pattern (Draft)

6.3.4.12.2 Parent Template

The parent of this template is [Concern Entry](#). This template is compatible with the ASTM/HL7 Continuity of Care Document template: 2.16.840.1.113883.10.20.1.27

4235 **6.3.4.12.3 Specification**

4240

```
<act classCode='ACT' moodCode='EVN'>
  <templateId root='2.16.840.1.113883.10.20.1.27' />
  <templateId root='1.3.6.1.4.1.19376.1.5.3.1.4.5.1' />
  <templateId root='1.3.6.1.4.1.19376.1.5.3.1.4.5.2' />
  <id root=' ' extension=' ' />
  <code nullFlavor='NA' />
  <statusCode code='active|suspended|aborted|completed' />
  <effectiveTime>
    <low value=' ' />
    <high value=' ' />
  </effectiveTime>
  <!-- 1..* entry relationships identifying problems of concern -->
  <entryRelationship type='SUBJ'>
    <observation classCode='OBS' moodCode='EVN' />
    <templateID root='1.3.6.1.4.1.19376.1.5.3.1.4.5'>
      :
    </observation>
  </entryRelationship>
  <!-- optional entry relationship providing more information about the concern -->
  <entryRelationship type='REFR'>
  </entryRelationship>
</act>
```

4245

4250

4255

4260

**6.3.4.12.4 <templateId root='1.3.6.1.4.1.19376.1.5.3.1.4.5.1' />
<templateId root='1.3.6.1.4.1.19376.1.5.3.1.4.5.2' />**

This entry has a template identifier of 1.3.6.1.4.1.19376.1.5.3.1.4.5.2, and is a subtype of the [Concern Entry](#), and so must also conform to that specification, with the template identifier of 1.3.6.1.4.1.19376.1.5.3.1.4.5.1. These elements are required and shall be recorded exactly as shown above.

4265

**6.3.4.12.5 <!-- 1..* entry relationships identifying problems of concern -->
<observation classCode='OBS' moodCode='EVN'>
<templateID root=' 1.3.6.1.4.1.19376.1.5.3.1.4.5' />**

4270

**...
</observation>
<entryRelationship type='SUBJ'>**

This entry shall contain one or more problem entries that conform to the [Problem Entry](#) template 1.3.6.1.4.1.19376.1.5.3.1.4.5. For CDA this SHALL be represented with the <entryRelationship> element. For HL7 Version 3 Messages, this SHALL be represented as a <subjectOf> element. The typeCode SHALL be 'SUBJ' and inversionInd SHALL be 'false'

4275

6.3.4.13 Allergy and Intolerance Concern 1.3.6.1.4.1.19376.1.5.3.1.4.5.3

This entry is a specialization of the [Concern Entry](#), wherein the subject of the concern is focused on an allergy or intolerance. Elements shown in the example below in gray are explained in that entry.

4280

6.3.4.13.1 Standards

CCD	ASTM/HL7 Continuity of Care Document
CareStruct	HL7 Care Provision Care Structures (DSTU)
ClinStat	HL7 Clinical Statement Pattern (Draft)

6.3.4.13.2 Parent Template

4285 The parent of this template is [Concern Entry](#). This template is compatible with the ASTM/HL7 Continuity of Care Document template: 2.16.840.1.113883.10.20.1.27

6.3.4.13.3 Specification

```
4290 <act classCode='ACT' moodCode='EVN'>
  <templateId root='2.16.840.1.113883.10.20.1.27' />
  <templateId root='1.3.6.1.4.1.19376.1.5.3.1.4.5.1' />
  <templateId root='1.3.6.1.4.1.19376.1.5.3.1.4.5.3' />
  <id root=' ' extension=' ' />
  <code nullFlavor='NA' />
  <statusCode code='active|suspended|aborted|completed' />
  <effectiveTime>
4295   <low value=' ' />
   <high value=' ' />
  </effectiveTime>
  <!-- 1..* entry relationships identifying allergies of concern -->
4300 <entryRelationship typeCode='SUBJ'>
  <observation classCode='OBS' moodCode='EVN' />
  <templateId root='1.3.6.1.4.1.19376.1.5.3.1.4.6' />
  :
  </observation>
  </entryRelationship>
4305 <!-- optional entry relationship providing more information about the concern -->
  <entryRelationship type='REFR'>
  </entryRelationship>
</act>
```

4310 **6.3.4.13.4 <templateId root='2.16.840.1.113883.10.20.1.27' />**
<templateId root='1.3.6.1.4.1.19376.1.5.3.1.4.5.1' />
<templateId root='1.3.6.1.4.1.19376.1.5.3.1.4.5.3' />

4315 This entry has a template identifier of 1.3.6.1.4.1.19376.1.5.3.1.4.5.3, and is a subtype of the Concern entry, and so must also conform to the rules of the [Concern Entry](#). These elements are required and shall be recorded exactly as shown above.

6.3.4.13.5 <!-- 1..* entry relationships identifying allergies of concern -->
<observation classCode='OBS' moodCode='EVN' />
<templateId root='1.3.6.1.4.1.19376.1.5.3.1.4.6' />

4320 :
 </observation>
 <entryRelationship typeCode='SUBJ'>

This entry shall contain one or more allergy or intolerance entries that conform to the [Allergy and Intolerance Entry](#). For CDA this SHALL be represented with the <entryRelationship> element. For HL7 Version 3 Messages, this SHALL be represented as a <sourceOf> element.
4325 The typeCode SHALL be 'SUBJ' and inversionInd SHALL be 'false'

6.3.4.14 Problem Entry 1.3.6.1.4.1.19376.1.5.3.1.4.5

This section makes use of the linking, severity, clinical status and comment content specifications defined elsewhere in the technical framework. In HL7 RIM parlance, observations about a problem, complaint, symptom, finding, diagnosis, or functional limitation of a patient is
4330 the event (moodCode='EVN') of observing (<observation classCode='OBS'>) that problem. The <value> of the observation comes from a controlled vocabulary representing such things. The <code> contained within the <observation> describes the method of determination from yet another controlled vocabulary. An example appears below in the figure below.

6.3.4.14.1 Standards

CCD	ASTM/HL7 Continuity of Care Document
CareStruct	HL7 Care Provision Care Structures (DSTU)
ClinStat	HL7 Clinical Statement Pattern (Draft)

4335 6.3.4.14.2 Parent Template

This template is compatible with the ASTM/HL7 Continuity of Care Document template:
2.16.840.1.113883.10.20.1.28

6.3.4.14.3 Specification

4340

```
4345 <observation classCode='OBS' moodCode='EVN' negationInd=' false|true '>
      <templateId root='2.16.840.1.113883.10.20.1.28' />
      <templateId root='1.3.6.1.4.1.19376.1.5.3.1.4.5' />
      <id root=' ' extension=' ' />
      <code code=' ' displayName=' '
        codeSystem='2.16.840.1.113883.6.96' codeSystemName='SNOMED CT' />
      <text><reference value=' ' /></text>
      <statusCode code='completed' />
4350 <effectiveTime><low value=' ' /><high value=' ' /></effectiveTime>
      <value xsi:type='CD' code=' '
        codeSystem=' ' displayName=' ' codeSystemName=' '
        <originalText><reference value=' ' /></originalText>
      </value>
      <
4355 <!-- zero or one <entryRelationship typeCode='REFR' inversionInd='false'> elements
        identifying the health status of concern -->
      <!-- zero or one <entryRelationship typeCode='REFR' inversionInd='false'> elements
        containing clinical status -->
4360 <!-- zero to many <entryRelationship typeCode='REFR' inversionInd='true'> elements
        containing comments -->
    </observation>
```

6.3.4.14.4 <observation classCode='OBS' moodCode='EVN' negationInd='false|true'>

4365 The basic pattern for reporting a problem uses the CDA <observation> element, setting the classCode='OBS' to represent that this is an observation of a problem, and the moodCode='EVN', to represent that this is an observation that has in fact taken place. The negationInd attribute, if true, specifies that the problem indicated was observed to not have occurred (which is subtly but importantly different from having not been observed). The value of negationInd should not normally be set to true. Instead, to record that there is "no prior history of chicken pox", one would use a coded value indicated exactly that. However, it is not always possible to record problems in this manner, especially if using a controlled vocabulary that does not supply pre-coordinated negations, or which do not allow the negation to be recorded with post-coordinated coded terminology.

4375 6.3.4.14.5 <templateId root='2.16.840.1.113883.10.20.1.28' /> <templateId root='1.3.6.1.4.1.19376.1.5.3.1.4.5' />

These <templateId> elements identify this <observation> as a problem, under both IHE and CCD specifications. This SHALL be included as shown above.

6.3.4.14.6 <id root=' ' extension=' ' />

4380 The specific observation being recorded must have an identifier (<id>) that shall be provided for tracking purposes. If the source EMR does not or cannot supply an intrinsic identifier, then a GUID shall be provided as the root, with no extension (e.g., <id root='CE1215CD-69EC-4C7B-805F-569233C5E159' />). At least one identifier must be present, more than one may appear.

6.3.4.14.7 <code code=' ' displayName=' ' codeSystem='2.16.840.1.113883.6.96' codeSystemName='SNOMED CT'>

4385 The <code> describes the process of establishing a problem. The code element should be used, as the process of determining the value is important to clinicians (e.g., a diagnosis is a more advanced statement than a symptom). When a physical exam observation is being recorded the code used should be “Finding.” When a review of systems observation is being recorded the code used should be “Symptom.” The recommended vocabulary for describing problems is shown in
4390 the table below. Subclasses of this content module may specify other vocabularies. When the list below is used, the codeSystem is '2.16.840.1.113883.6.96' and codeSystemName is SNOMED CT.

Code	Description
64572001	Condition
418799008	Symptom
404684003	Finding
409586006	Complaint
248536006	Functional limitation
55607006	Problem
282291009	Diagnosis

6.3.4.14.8 <text><reference value=' '/></text>

4395 The <text> element is required and points to the text describing the problem being recorded; including any dates, comments, et cetera. The <reference> contains a URI in value attribute. This URI points to the free text description of the problem in the document that is being described.

6.3.4.14.9 <statusCode code='completed' />

4400 A clinical document normally records only those condition observation events that have been completed, not observations that are in any other state. Therefore, the <statusCode> shall always have code='completed'.

6.3.4.14.10 <effectiveTime><low value=' '/><high value=' '/></effectiveTime>

4405 The <effectiveTime> of this <observation> is the time interval over which the <observation> is known to be true. The <low> and <high> values should be no more precise than known, but as precise as possible. While CDA allows for multiple mechanisms to record this time interval (e.g., by low and high values, low and width, high and width, or center point and width), we are constraining Medical summaries to use only the low/high form. The <low> value is the earliest point for which the condition is known to have existed. The <high> value, when present, indicates the time at which the observation was no longer known to be true. Thus, the implication is made that if the <high> value is specified, that the observation was no longer seen after this

4410 time, and it thus represents the date of resolution of the problem. Similarly, the <low> value may
 4415 seem to represent onset of the problem. Neither of these statements is necessarily precise, as the
 <low> and <high> values may represent only an approximation of the true onset and resolution
 (respectively) times. For example, it may be the case that onset occurred prior to the <low>
 value, but no observation may have been possible before that time to discern whether the
 4420 condition existed prior to that time. The <low> value should normally be present. There are
 exceptions, such as for the case where the patient may be able to report that they had chicken
 pox, but are unsure when. In this case, the <effectiveTime> element shall have a <low> element
 with a nullFlavor attribute set to 'UNK'. The <high> value need not be present when the
 observation is about a state of the patient that is unlikely to change (e.g., the diagnosis of an
 incurable disease).

6.3.4.14.11 <value xsi:type='CD' code=' ' codeSystem=' ' codeSystemName=' ' displayName=' '>

4425 The <value> is the condition that was found. This element is required. While the value may be a
 coded or an un-coded string, the type is always a coded value (xsi:type='CD'). If coded, the code
 and codeSystem attributes shall be present. The codeSystem should reference a controlled
 vocabulary describing problems, complaints, symptoms, findings, diagnoses, or functional
 limitations, e.g., ICD-9, SNOMED-CT or MEDCIN, or others. The table below is an incomplete
 listing of acceptable values for the codeSystem attribute, along with the codeSystemName.

CodeSystem	codeSystemName	Description
2.16.840.1.113883.6.96	SNOMED-CT	SNOMED Controlled Terminology
2.16.840.1.113883.6.103	ICD-9CM (diagnoses)	International Classification of Diseases, Clinical Modifiers, Version 9
2.16.840.1.113883.6.26	MEDCIN	A classification system from MEDICOMP Systems.

4430 It is recommended that the codeSystemName associated with the codeSystem, and the
 displayName for the code also be provided for diagnostic and human readability purposes, but
 this is not required by this profile.

If uncoded, all attributes other than xsi:type='CD' must be absent.

In cases where information about a problem or allergy is unknown or where there are no
 problems or allergies, an entry shall use codes from the table below to record this fact:

Entry Type	Code	Display Name	Description
Problem	396782006	Past Medical History Unknown	To indicate unknown medical history
Problem	407559004	Family History Unknown	To indicate that the patient's family history is not known.
Problem	160243008	No Significant Medical History	To indicate no relevant medical history

Entry Type	Code	Display Name	Description
Problem	160245001	No current problems or disability	To indicate that the patient has no current problems (as distinct from no history).
Allergy	409137002	No Known Drug Allergies	To indicate that there are no known Drug allergies for this patient.
Allergy	160244002	No Known Allergies	To indicate that there are no known allergies for this patient.
Allergy	64970000	Substance Type Unknown	To indicate the state where there is a known allergy or intolerance to an unknown substance

4435 **6.3.4.14.12** `<originalText><reference value=' '/></originalText>`

The `<value>` contains a `<reference>` to the `<originalText>` in order to link the coded value to the problem narrative text (minus any dates, comments, et cetera). The `<reference>` contains a URI in value attribute. This URI points to the free text description of the problem in the document that is being described.

4440 **6.3.4.14.13** `<!-- zero or one <entryRelationship typeCode='SUBJ' inversionInd='true'> elements containing severity -->`

An optional `<entryRelationship>` element may be present indicating the severity of the problem. When present, this `<entryRelationship>` element shall contain a severity observation conforming to the [Severity](#) entry template (1.3.6.1.4.1.19376.1.5.3.1.4.1).

4445 For CDA this SHALL be represented with the `<entryRelationship>` element. For HL7 Version 3 Messages, this SHALL be represented as a `<subjectOf>` element. The typeCode SHALL be 'SUBJ' and inversionInd SHALL be 'true'.

6.3.4.14.14 `<!-- zero or one <entryRelationship typeCode='REFR' inversionInd='false'> elements containing clinical status -->`

4450 An optional `<entryRelationship>` may be present indicating the clinical status of the problem, e.g., resolved, in remission, active. When present, this `<entryRelationship>` element shall contain a clinical status observation conforming to the Problem Status Observation template (1.3.6.1.4.1.19376.1.5.3.1.4.1.1).

4455 For CDA this SHALL be represented with the `<entryRelationship>` element. For HL7 Version 3 Messages, this SHALL be represented as a `<sourceOf>` element. The typeCode SHALL be 'REFR' and inversionInd SHALL be 'false'.

6.3.4.14.15 <!-- zero or one <entryRelationship typeCode='REFR' inversionInd='false'> elements identifying the health status of concern -->

4460 An optional <entryRelationship> may be present referencing the health status of the patient, e.g., resolved, in remission, active. When present, this <entryRelationship> element shall contain a clinical status observation conforming to the [Health Status Observation](#) template (1.3.6.1.4.1.19376.1.5.3.1.4.1.1). The typeCode SHALL be 'REFR' and inversionInd SHALL be 'false'.

4465 For CDA this SHALL be represented with the <entryRelationship> element. For HL7 Version 3 Messages, this SHALL be represented as a <sourceOf> element.

6.3.4.14.16 <!-- zero to many <entryRelationship typeCode='SUBJ' inversionInd='true'> element containing comments -->

4470 One or more optional <entryRelationship> elements may be present providing an additional comments (annotations) for the condition. When present, this <entryRelationship> element shall contain a comment observation conforming to the [Comment](#) entry template (1.3.6.1.4.1.19376.1.5.3.1.4.2). The typeCode SHALL be 'SUBJ' and inversionInd SHALL be 'true'.

4475 For CDA this SHALL be represented with the <entryRelationship> element. For HL7 Version 3 Messages, this SHALL be represented as a <sourceOf> element.

6.3.4.15 Allergies and Intolerances 1.3.6.1.4.1.19376.1.5.3.1.4.6

Allergies and intolerances are special kinds of problems, and so are also recorded in the CDA <observation> element, with classCode='OBS'. They follow the same pattern as the problem entry, with exceptions noted below.

4480 **6.3.4.15.1 Standards**

CCD	ASTM/HL7 Continuity of Care Document
CareStruct	HL7 Care Provision Care Structures (DSTU)
ClinStat	HL7 Clinical Statement Pattern (Draft)

6.3.4.15.2 Specification

```

4485 <observation classCode='OBS' moodCode='EVN' negationInd='false'>
    <templateId root='2.16.840.1.113883.10.20.1.18' />
    <templateId root='1.3.6.1.4.1.19376.1.5.3.1.4.6' />
    <templateId root='1.3.6.1.4.1.19376.1.5.3.1.4.5' />
    <id root=' ' extension=' ' />
    <code
4490     code='ALG|OINT|DALG|EALG|FALG|DINT|EINT|FINT|DNAINT|ENAIN|FNAINT'
     codeSystem='2.16.840.1.113883.5.4'
     codeSystemName='ObservationIntoleranceType' />
    <text><reference value=' ' /></text>
    <statusCode code='completed' />
4495 <effectiveTime>
    <low value=' ' />
    <high value=' ' />
</effectiveTime>
    <value xsi:type='CD' code=' ' codeSystem=' ' displayName=' ' codeSystemName=' ' />
4500 <participant typeCode='CSM'>
    <participantRole classCode='MANU'>
    <playingEntity classCode='MMAT'>
    <code code=' ' codeSystem=' '
4505     <originalText><reference value='#substance' /></originalText>
    </code>
    <name></name>
    </playingEntity>
    </participantRole>
</participant>
4510 <!-- zero to many <entryRelationship> elements containing reactions -->
<!-- zero or one <entryRelationship> elements containing severity -->
<!-- zero or one <entryRelationship> elements containing clinical status -->
<!-- zero to many <entryRelationship> elements containing comments -->
</observation>

```

4515 **6.3.4.15.3 <templateId root='1.3.6.1.4.1.19376.1.5.3.1.4.5' />
<templateId root='1.3.6.1.4.1.19376.1.5.3.1.4.6' />**

This entry has a template identifier of 1.3.6.1.4.1.19376.1.5.3.1.4.6, and is a subtype of the [Problem Entry](#), and so must also conform to the rules of the problem entry, which has the template identifier of 1.3.6.1.4.1.19376.1.5.3.1.4.5.5. These elements are required and shall be recorded exactly as shown above.

4520

**6.3.4.15.4 <code
code='ALG|OINT|DINT|EINT|FINT|DALG|EALG|FALG|DNAINT|ENAIN|FN
AINT' displayName=' ' codeSystem='2.16.840.1.113883.5.4'
codeSystemName='ObservationIntoleranceType' />**

4525 The <code> element represents the kind of allergy observation made, to a drug, food or environmental agent, and whether it is an allergy, non-allergy intolerance, or unknown class of intolerance (not known to be allergy or intolerance). The <code> element of an allergy entry shall be provided, and a code and codeSystem attribute shall be present. The example above uses the HL7 ObservationIntoleranceType vocabulary domain, which does provide suitable observation codes. Other vocabularies may be used, such as SNOMED-CT or MEDCIN. The
4530 displayName and codeSystemName attributes should be present.

6.3.4.15.5 <value xsi:type='CD' code=' ' codeSystem=' ' codeSystemName=' ' displayName=' '>

4535 The <value> is a description of the allergy or adverse reaction. While the value may be a coded
or an uncoded string, the type is always a coded value (xsi:type='CD'). If coded, the code and
codeSystem attributes must be present. The codingSystem should reference a controlled
vocabulary describing allergies and adverse reactions, see Table 5.4 12Table 5.4 12 above . If
4540 uncoded, all attributes other than xsi:type='CD' must be absent. The allergy or intolerance may
not be known, in which case that fact shall be recorded appropriately. This might occur in the
case where a patient experiences an allergic reaction to an unknown substance.

**6.3.4.15.6 <participant typeCode='CSM'>
<participantRole classCode='MANU'>
<playingEntity classCode='MMAT'>**

4545 The substance that causes the allergy or intolerance may be specified in the <participant>
element.

**6.3.4.15.7 <code code=' ' codeSystem=' '>
<originalText><reference value=' '/></originalText>
</code>**

4550 The <code> element shall be present. It may contain a code and codeSystem attribute to indicate
the code for the substance causing the allergy or intolerance. It shall contain a <reference> to the
<originalText> in the narrative where the substance is named.

6.3.4.15.8 <!-- zero to many <entryRelationship> elements containing reactions -->

An allergy entry can record the reactions that are manifestations of the allergy or intolerance as
shown below.

```
4555 <entryRelationship typeCode='MFST'>  
  <templateId root='1.3.6.1.4.1.19376.1.5.3.1.4.6.1' />  
  <!-- a problem entry -->  
  <observation classCode='OBS' moodCode='EVN'>  
4560    <templateId root='2.16.840.1.113883.10.20.1.54' />  
    <templateId root='1.3.6.1.4.1.19376.1.5.3.1.4.5' />  
    :  
  </observation>  
</entryRelationship>
```

6.3.4.15.9 <entryRelationship typeCode='MFST'>

4565 This is a related entry (<entryRelationship>) that indicates the manifestations
(typeCode='MFST') the reported allergy or intolerance. These are events that may occur, or have
occurred in the past as a reaction to the allergy or intolerance.

4570 **6.3.4.15.10** `<observation classCode='OBS' moodCode='EVN'>`
`<templateId root='2.16.840.1.113883.10.20.1.54'/>`
`<templateId root='1.3.6.1.4.1.19376.1.5.3.1.4.5'/>`
`:`
`</observation>`

4575 The entry contained with this entry relationship is some sort of problem that is a manifestation of the allergy. It is recorded using the [Problem Entry](#) structure, with the additional template identifier (2.16.840.1.113883.10.20.1.54) indicating that this problem is a reaction.

6.3.4.15.11 `<!-- zero or one <entryRelationship typeCode='SUBJ' inversionInd='true'> elements containing severity -->`

4580 An optional `<entryRelationship>` element may be present indicating the severity of the problem. When present, this `<entryRelationship>` element shall contain a severity observation conforming to the [Severity](#) entry template (1.3.6.1.4.1.19376.1.5.3.1.4.1). For CDA this SHALL be represented with the `<entryRelationship>` element. For HL7 Version 3 Messages, this SHALL be represented as a `<sourceOf>` element. The typeCode SHALL be 'SUBJ' and inversionInd SHALL be 'true'.

4585 **6.3.4.15.12** `<!-- zero or one <entryRelationship typeCode='REFR' inversionInd='false'> elements containing clinical status -->`

4590 An optional `<entryRelationship>` may be present indicating the clinical status of the allergy, e.g., resolved, in remission, active. When present, this `<entryRelationship>` element shall contain a clinical status observation conforming to the [Problem Status Observation](#) template (1.3.6.1.4.1.19376.1.5.3.1.4.1.1). The typeCode SHALL be 'REFR' and inversionInd SHALL be 'false'. For CDA this SHALL be represented with the `<entryRelationship>` element. For HL7 Version 3 Messages, this SHALL be represented as a `<sourceOf>` element.

6.3.4.15.13 `<!-- zero to many <entryRelationship typeCode='SUBJ' inversionInd='true'> element containing comments -->`

4595 One or more optional `<entryRelationship>` elements may be present providing an additional comments (annotations) for the allergy. When present, this `<entryRelationship>` element shall contain an entry conforming to the [Comment](#) entry template (1.3.6.1.4.1.19376.1.5.3.1.4.2). The typeCode SHALL be 'SUBJ' and inversionInd SHALL be 'true'.

For CDA this SHALL be represented with the `<entryRelationship>` element. For HL7 Version 3 Messages, this SHALL be represented as a `<sourceOf>` element.

4600 **6.3.4.16 Medications 1.3.6.1.4.1.19376.1.5.3.1.4.7**

This content module describes the general structure for a medication. All medication administration acts will be derived from this content module.

6.3.4.16.1 Standards

Pharmacy HL7 Pharmacy Domain (Normative)

CCD [ASTM/HL7 Continuity of Care Document](#)

6.3.4.16.2 Specification

```
4605 <substanceAdministration classCode='SBADM' moodCode='INT|EVN'>
    <templateId root='2.16.840.1.113883.10.20.1.24'/>
    <templateId root='1.3.6.1.4.1.19376.1.5.3.1.4.7'/>
    <templateId root=''/>
    <id root='' extension=''/>
4610 <code code='' codeSystem='' displayName='' codeSystemName=''/>
    <text><reference value='#med-1'></text>
    <statusCode code='completed'/>
    <effectiveTime xsi:type='IVL_TS'>
4615     <low value=''/>
     <high value=''/>
    </effectiveTime>
    <effectiveTime operator='A' xsi:type='TS|PIVL_TS|EIVL_TS|PIVL_PPD_TS|SXPR_TS'>
      :
    </effectiveTime>
4620 <routeCode code='' codeSystem='' displayName='' codeSystemName=''/>
    <doseQuantity value='' unit=''/>
    <approachSiteCode code='' codeSystem='' displayName='' codeSystemName=''/>
    <rateQuantity value='' unit=''/>
4625 <consumable>
      :
      .
    </consumable>
    <!-- 0..* entries describing the components -->
    <entryRelationship typeCode='COMP' >
4630     <sequenceNumber value=''/>
    </entryRelationship>
    <!-- An optional entry relationship that indicates the the reason for use -->
    <entryRelationship typeCode='RSON'>
4635     <act classCode='ACT' moodCode='EVN'>
       <templateId root='1.3.6.1.4.1.19376.1.5.3.1.4.4.1'/>
       <id root='' extension=''/>
     </act>
    </entryRelationship>
4640 <!-- An optional entry relationship that provides prescription activity -->
    <entryRelationship typeCode='REFR'>
       <templateId root='1.3.6.1.4.1.19376.1.5.3.1.4.7.3'/>
       :
       .
    </entryRelationship>
4645 <precondition>
    <criterion>
       <text><reference value=''></text>
    </criterion>
    </precondition>
4650 </substanceAdministration>
```

This section makes use of the linking, severity and instruction entries.

Medications are perhaps the most difficult data elements to model due to variations in the ways that medications are prescribed.

4655 This profile identifies the following relevant fields of a medication as being important to be able to generate in a medical summary. The table below identifies and describes these fields, and indicates the constraints on whether or not they are required to be sent. The fields are listed in the order that they appear in the CDA XML content.

6.3.4.16.2.1 Medication Fields

4660

Table 6.3.4.16.2.1-1

Field	Opt	CDA Tag	Description
Start and Stop Date	R2	<effectiveTime>	The date (and time if available) when the medication regimen began and is expected to finish. The first component of the <effectiveTime> encodes the lower and upper bounds over which the <substanceAdministration> occurs, and the start time is determined from the lower bound. If the medication has been known to be stopped, the high value must be present, but expressed as a flavor of null (e.g., Unknown).
Frequency	R2	<effectiveTime>	The frequency indicates how often the medication is to be administered. It is often expressed as the number of times per day, but which may also include information such as 1 hour before/after meals, or in the morning, or evening. The second <effectiveTime> element encodes the frequency. In cases where split or tapered doses are used, these may be found in subordinate <substanceAdministration> elements.
Route	R2	<routeCode>	The route is a coded value, and indicates how the medication is received by the patient (by mouth, intravenously, topically, et cetera).
Dose	R2	<doseQuantity>	The amount of the medication given. This should be in some known and measurable unit, such as grams, milligrams, et cetera. It may be measured in "administration" units (such as tablets or each), for medications where the strength is relevant. In this case, only the unit count is specified, no units are specified. It may be a range.
Site	O	<approachSiteCode>	The site where the medication is administered, usually used with IV or topical drugs.
Rate	R2	<rateQuantity>	The rate is a measurement of how fast the dose is given to the patient over time (e.g., .5 liter / 1 hr), and is often used with IV drugs.
Product	R ¹	<consumable> <name> </consumable>	The name of the substance or product. This should be sufficient for a provider to identify the kind of medication. It may be a trade name or a generic name. This information is required in all medication entries. If the name of the medication is unknown, the type, purpose or other description may be supplied. The name should not include packaging, strength or dosing information. Note: Due to restrictions of the CDA schema, there is no way to explicitly link the name to the narrative text.
Strength	R2	<consumable> <code> <originalText/> </code> </consumable>	The name and strength of the medication. This information is only relevant for some medications, as the dose of the medication is often sufficient to indicate how much medication the patient receives. For example, the medication Percocet comes in a variety of strengths, which indicate specific amounts of two different medications being

Field	Opt	CDA Tag	Description
			received in single tablet. Another example is eye-drops, where the medication is in a solution of a particular strength, and the dose quantity is some number of drops. The originalText referenced by the <code> element in the consumable should refer to the name and strength of the medication in the narrative text. Note: Due to restrictions of the CDA schema, there is no way to separately record the strength.
Code	R2	<consumable> <code/> </consumable>	A code describing the product from a controlled vocabulary, such as RxNorm, First DataBank, et cetera.
Instructions	R2	<entryRelationship>	A place to put free text comments to support additional relevant information, or to deal with specialized dosing instructions. For example, "take with food", or tapered dosing.
Indication	O	<entryRelationship>	A link to supporting clinical information about the reason for providing the medication (e.g., a link to the relevant diagnosis).

6.3.4.16.3 <substanceAdministration classCode='SBADM' moodCode='INT|EVN'>

4665 The general model is to record each prescribed medication in a <substanceAdministration>
 intent (moodCode='INT'). Medications that have been reported by the patient or administered
 (instead of prescribed), are recorded in the same element, except that this is now an event
 (moodCode='EVN'). The <substanceAdministration> element may contain subordinate
 4670 <substanceAdministration> elements in a related component entry to deal with special cases (see
 the section below on Special Cases). These cases include split, tapered, or conditional dosing, or
 combination medications. The use of subordinate <substanceAdministration> elements to deal
 with these cases is optional. The comment field should always be used in these cases to provide
 the same information as free text in the top level <substanceAdministration> element. There are
 a variety of special cases for dosing that need to be accounted for. These are described below.
 Most of these special cases involve changing the dosage or frequency over time, or based on
 some measurement. When the dosage changes, then additional entries are required for each
 4675 differing dosage. The last case deals with combination medications.

6.3.4.16.3.1 Normal Dosing 1.3.6.1.4.1.19376.1.5.3.1.4.7.1

This template identifier is used to identify medication administration events that do not require any special processing. The parent template is [1.3.6.1.4.1.19376.1.5.3.1.4.7](#). Medications that use this template identifier shall not use subordinate <substanceAdministration> acts.

4680 6.3.4.16.3.2 Tapered Doses 1.3.6.1.4.1.19376.1.5.3.1.4.8

This template identifier is used to identify medication administration events that require special processing to handle tapered dosing. The parent template is 1.3.6.1.4.1.19376.1.5.3.1.4.7. A

4685 tapered dose is often used for certain medications where abrupt termination of the medication can have negative consequences. Tapered dosages may be done by adjusting the dose frequency, the dose amount, or both.

4690 When merely the dose frequency is adjusted, (e.g., Prednisone 5mg b.i.d. for three days, then 5mg. daily for three days, and then 5mg every other day), then only one medication entry is needed, multiple frequency specifications recorded in <effectiveTime> elements. When the dose varies (eg. Prednisone 15mg daily for three days, then 10 mg daily for three days, the 5 mg daily for three days), subordinate medication entries should be created for each distinct dosage.

6.3.4.16.3.3 Split Dosing 1.3.6.1.4.1.19376.1.5.3.1.4.9

4695 This template identifier is used to identify medication administration events that require special processing to handle split dosing. The parent template is 1.3.6.1.4.1.19376.1.5.3.1.4.7. A split dose is often used when different dosages are given at different times (e.g., at different times of day, or on different days). This may be to account for different metabolism rates at different times of day, or to simply address drug packaging deficiencies (e.g., and order for Coumadin 2mg on even days, 2.5mg on odd days is used because Coumadin does not come in a 2.25mg dose form).

In this case a subordinate <substanceAdministration> entry is required for each separate dosage.

4700 6.3.4.16.3.4 Conditional Dosing 1.3.6.1.4.1.19376.1.5.3.1.4.10

4705 This template identifier is used to identify medication administration events that require special processing to handle conditional dosing. The parent template is 1.3.6.1.4.1.19376.1.5.3.1.4.7. A conditional dose is often used when the dose amount differs based on some measurement (e.g., an insulin sliding scale dose based on blood sugar level). In this case a subordinate <substanceAdministration> entry is required for each different dose, and the condition should be recorded.

6.3.4.16.3.5 Combination Medications 1.3.6.1.4.1.19376.1.5.3.1.4.11

4710 This template identifier is used to identify medication administration events that require special processing to handle combination medications. The parent template is 1.3.6.1.4.1.19376.1.5.3.1.4.7. A combination medication is made up of two or more other medications. These may be prepackaged, such as Percocet, which is a combination of Acetaminophen and oxycodone in predefined ratios, or prepared by a pharmacist, such as a GI cocktail.

4715 In the case of the prepackaged combination, it is sufficient to supply the name of the combination drug product, and its strength designation in a single <substanceAdministration> entry. The dosing information should then be recorded as simply a count of administration units.

4720 In the latter case of a prepared mixture, the description of the mixture should be provided as the product name (e.g., "GI Cocktail") , in the <substanceAdministration> entry. That entry may, but is not required, to have subordinate <substanceAdministration> entries included beneath it to record the components of the mixture.

**6.3.4.16.4 <templateId root='2.16.840.1.113883.10.20.1.24'/>
<templateId root='1.3.6.1.4.1.19376.1.5.3.1.4.7' />**

4725 All medication entries use the <templateId> elements specified above to indicate that they are medication acts. This element is required. In addition, a medication entry shall further identify itself using one of the template identifiers detailed in the next section.

6.3.4.16.5 <templateId root=' ' />

4730 The <templateId> element identifies this <entry> as a particular type of medication event, allowing for validation of the content. As a side effect, readers of the CDA can quickly locate and identify medication events. The templateId must use one of the values in the table below for the root attribute.

Table 6.3.4.16.5-1

Root	Description
1.3.6.1.4.1.19376.1.5.3.1.4.7.1	A "normal" <substanceAdministration> act that may not contain any subordinate <substanceAdministration> acts.
1.3.6.1.4.1.19376.1.5.3.1.4.8	A <substanceAdministration> act that records tapered dose information in subordinate <substanceAdministration> act.
1.3.6.1.4.1.19376.1.5.3.1.4.9	A <substanceAdministration> act that records split dose information in subordinate <substanceAdministration> acts.
1.3.6.1.4.1.19376.1.5.3.1.4.10	A <substanceAdministration> act that records conditional dose information in subordinate <substanceAdministration> acts.
1.3.6.1.4.1.19376.1.5.3.1.4.11	A <substanceAdministration> act that records combination medication component information in subordinate <substanceAdministration> acts.

6.3.4.16.6 <id root=' ' extension=' '/>

4735 A top level <substanceAdministration> element must be uniquely identified. If there is no explicit identifier for this observation in the source EMR system, a GUID may be used for the root attribute, and the extension may be omitted. At least one identifier must be present, more than one may appear. Subordinate <substanceAdministration> elements may, but need not be uniquely identified.

4740 **6.3.4.16.7 <code code=' ' displayName=' ' codeSystem=' ' codeSystemName=' '>**

The <code> element is used to supply a code that describes the <substanceAdministration> act, not the medication being administered or prescribed. This may be a procedure code, such as those found in CPT-4 (and often used for billing), or may describe the method of medication administration, such as by intravenous injection. The type of medication is coded in the consumable, do not supply the code for the medication in this element. This element is optional.

4745

One of the following values from SNOMED CT shall be used in the <code> element to record that a patient is either not on medications, or that medications are not known.

4750

Table 6.3.4.16.7-1

Entry Type	Code	Display Name	Description
Medication	182904002	Drug Treatment Unknown	To indicate lack of knowledge about drug therapy
Medication	182849000	No Drug Therapy Prescribed	To indicate the absense of any prescribed medications
Medication	408350003	Patient Not On Self-Medications	To indicate no treatment

6.3.4.16.8 <text><reference value=' '/></text>

4755 The URI given in the value attribute of the <reference> element points to an element in the narrative content that contains the complete text describing the medication. In a CDA document, the URI given in the value attribute of the <reference> element points to an element in the narrative content that contains the complete text describing the medication. In an HL7 message, the content of the text element shall contain the complete text describing the medication.

6.3.4.16.9 <statusCode code='completed'/>

4760 The status of all <substanceAdministration> elements must be "completed". The act has either occurred, or the request or order has been placed.

6.3.4.16.10 <effectiveTime xsi:type='IVL_TS'>

4765 The first <effectiveTime> element encodes the start and stop time of the medication regimen. This an interval of time (xsi:type='IVL_TS'), and must be specified as shown. This is an additional constraint placed upon CDA Release 2.0 by this profile, and simplifies the exchange of start/stop and frequency information between EMR systems.

6.3.4.16.11 <low value=' '/><high value=' '/>

4770 The <low> and <high> values of the first <effectiveTime> element represent the start and stop times for the medication. The <low> value represents the start time, and the <high> value represents the stop time. If either the <low> or the <high> value is unknown, this shall be recorded by setting the nullFlavor attribute to UNK. The <high> value records the end of the medication regime according to the information provided in the prescription or order. For example, if the prescription is for enough medication to last 30 days, then the high value should contain a date that is 30 days later then the <low> value. The rationale is that a provider, seeing an un-refilled prescription would normally assume that the medication is no longer being taken, even if the intent of the treatment plan is to continue the medication indefinitely.

4775

6.3.4.16.12 <effectiveTime operator='A' xsi:type='TS|PIVL_TS|EIVL_TS|PIVL_PPD_TS|SXPR_TS' />

The second <effectiveTime> element records the frequency of administration. This <effectiveTime> element must be intersected with the previous time specification (operator='A'),

4780 producing the bounded set containing only those time specifications that fall within the start and stop time of the medication regimen. Several common frequency expressions appear in the table below, along with their XML representations.

6.3.4.16.12.1 Specifying Medication Frequency

Table 6.3.4.16.12.1-1

Freq	Description	XML Representation
b.i.d.	Twice a day	<effectiveTime xsi:type='PIVL_TS' institutionSpecified='true' operator='A'><period value='12' unit='h' /></effectiveTime>
q12h	Every 12 hours	<effectiveTime xsi:type='PIVL_TS' institutionSpecified='false' operator='A'><period value='12' unit='h' /></effectiveTime>
Once	Once, on 2005-09-01 at 1:18am.	<effectiveTime xsi:type='TS' value='200509010118' />
t.i.d.	Three times a day, at times determined by the person administering the medication .	<effectiveTime xsi:type='PIVL_TS' institutionSpecified='true' operator='A'><period value='8' unit='h' /></effectiveTime>
q8h	Every 8 hours	<effectiveTime xsi:type='PIVL_TS' institutionSpecified='false' operator='A'><period value='8' unit='h' /></effectiveTime>
qam	In the morning	<effectiveTime xsi:type='EIVL' operator='A'> <event code='ACM' /></effectiveTime>
	Every day at 8 in the morning for 10 minutes	<effectiveTime xsi:type='PIVL_TS' operator='A'> <phase> <low value="198701010800" inclusive="true" /> <width value="10" unit="min" /> </phase> <period value='1' unit='d' /></effectiveTime>
q4-6h	Every 4 to 6 hours.	<effectiveTime xsi:type='PIVL_PPD_TS' institutionSpecified='false' operator='A'> <period value='5' unit='h' /> <standardDeviation value='1' unit='h' /></effectiveTime>

4785 The last frequency specification is about as bad as it gets, but can still be represented accurately within the HL7 V3 datatypes. The mean (average) of the low and high values is specified for the period. The mean of 4 and 6 is 5. The standard deviation is recorded as one half the difference between the high and low values, with an unspecified distribution. The type attribute of the <effectiveTime> element describes the kind of frequency specification it contains. More detail is
 4790 given for each type in the table below.

6.3.4.16.12.2 Data types used in Frequency Specifications

Table 6.3.4.16.12.2-1

xsi:type	Description
TS	An xsi:type of TS represents a single point in time, and is the simplest of all to represent. The value attribute of the <effectiveTime> element specifies the point in time in HL7 date-time format (CCYYMMDDHHMMSS)
PIVL_TS	An xsi:type of PIVL_TS is the most commonly used, representing a periodic interval of time. The <low>

xsi:type	Description
	element of <phase> may be present. If so it specifies the starting point, and only the lower order components of this value are relevant with respect to the <period>. The <width> element represents the duration of the dose administration (e.g., for IV administration). The <period> indicates how often the dose is given. Legal values for the unit attribute of <period> are s, min, h, d, wk and mo representing seconds, minutes, hours, days, weeks, and months respectively.
EIVL_TS	An xsi:type of EIVL_TS represents an event based time interval, where the event is not a precise time, but is often used for timing purposes (e.g., with meals, between meals, before breakfast, before sleep). Refer to the HL7 TimingEvent vocabulary for the codes to use for the <event> element. This interval may specify an <offset> which provides information about the time offset from the specified event (e.g., <offset><low value='-1' unit='h'><width value='10' unit='min'></offset> means 1 hour before the event. In that same example, the <width> element indicates the duration for the dose to be given.
PIVL_PPD_TS	An xsi:type of PIVL_PPD_TS represents an probabilistic time interval and is used to represent dosing frequencies like q4-6h. This profile requires that the distributionType of this interval be left unspecified. The <period> element specifies the average of the time interval, and the value of the <standardDeviation> shall be computed as half the width of the interval. The unit attributes of the <period> and <standardDeviation> elements shall be the same.
SXPR_TS	An xsi:type of SXPR_TS represents a parenthetical set of time expressions. This type is used when the frequency varies over time (e.g., for some cases of tapered dosing, or to handle split dosing). The <comp> elements of this <effectiveTime> element are themselves time expressions (using any of the types listed above). Each <comp> element may specify an operator (e.g., to intersect or form the union of two sets).

4795 **6.3.4.16.13 <routeCode code=' ' displayName=' ' codeSystem='2.16.840.1.113883.5.112' codeSystemName='RouteOfAdministration'>**

The <routeCode> element specifies the route of administration using the HL7 RouteOfAdministration vocabulary. A code must be specified if the route is known, and the displayName attribute should be specified. If the route is unknown, this element shall not be sent.

4800 **6.3.4.16.14 <approachSiteCode code=' ' codeSystem=' ' originalText><reference value=' ' /></originalText> </approachSiteCode>**

4805 The <approachSiteCode> element describes the site of medication administration. It may be coded to a controlled vocabulary that lists such sites (e.g., SNOMED-CT). In CDA documents, this element contains a URI in the value attribute of the <reference> that points to the text in the narrative identifying the site. In a message, the <originalText> element shall contain the text identifying the site.

6.3.4.16.15 <doseQuantity> <low value=' ' unit=' ' /><high value=' ' unit=' ' /> </doseQuantity>

4810 The dose is specified if the <doseQuantity> element. If a dose range is given (e.g., 1-2 tablets, or 325-750mg), then the <low> and <high> bounds are specified in their respective elements, otherwise both <low> and <high> have the same value. If the dose is in countable units (tablets,

caplets, "eaches"), then the unit attribute is not sent. Otherwise the units are sent. The unit attribute should be derived from the HL7 UnitsOfMeasureCaseSensitive vocabulary .

4815 **6.3.4.16.16 <low|high value=' '> <translation> <originalText><reference value=' '/></originalText> </translation></low|high >**

Any <low> and <high> elements used for <doseQuantity> or <rateQuantity> should contain a <translation> element that provides a <reference> to the <originalText> found in the narrative body of the document. In a CDA document, any <low> and <high> elements used for <doseQuantity> or <rateQuantity> should contain a <translation> element that provides a <reference> to the <originalText> found in the narrative body of the document. In a message, the <originalText> may contain the original text used to describe dose quantity.

6.3.4.16.17 <rateQuantity><low value=' ' unit=' '/><high value=' ' unit=' '/></rateQuantity>

4825 The rate is specified in the <rateQuantity> element. The rate is given in units that have measure over time. In this case, the units should be specified as a string made up of a unit of measure (see doseQuantity above), followed by a slash (/), followed by a time unit (s, min, h or d).

Again, if a range is given, then the <low> and <high> elements contain the lower and upper bound of the range, otherwise, they contain the same value.

4830 **6.3.4.16.18 <consumable>**

The <consumable> element shall be present, and shall contain a <manufacturedProduct> entry conforming to the [Product Entry](#) template

6.3.4.16.19 <entryRelationship typeCode='REFR'> <templateId root='1.3.6.1.4.1.19376.1.5.3.1.4.7.3'/>

4835 The top level <substanceAdministration> element may contain a reference (typeCode='REFR') to related prescription activity as described in the [Supply Entry](#).

6.3.4.16.20 <entryRelationship typeCode='COMP'> <sequenceNumber value=' ' >

4840 A top level <substanceAdministration> element may contain one or more related components, either to handle split, tapered or conditional dosing, or to support combination medications.

In the first three cases, the subordinate components shall specify only the changed <frequency> and/or <doseAmount> elements. For conditional dosing, each subordinate component shall have a <precondition> element that specifies the <observation> that must be obtained before administration of the dose. The value of the <sequenceNumber> shall be an ordinal number, starting at 1 for the first component, and increasing by 1 for each subsequent component. Components shall be sent in <sequenceNumber> order.

6.3.4.16.21 <entryRelationship typeCode='SUBJ' inversionInd='true'/>

4850 At most one instruction may be provided for each <substanceAdministration> entry. If provided, it shall conform to the requirements listed for [Patient Medication Instructions](#). The instructions shall contain any special case dosing instructions (e.g., split, tapered, or conditional dosing), and may contain other information (take with food, et cetera).

**6.3.4.16.22 <entryRelationship typeCode='RSON'>
<act classCode='ACT' moodCode='EVN'>
<templateId root='1.3.6.1.4.1.19376.1.5.3.1.4.4.1'>
4855 <id root=' ' extension=' '/>
</act>
</entryRelationship>**

4860 A <substanceAdministration> event may indicate one or more reasons for the use of the medication. These reasons identify the concern that was the reason for use via the [Internal Reference](#) entry content module.

The extension and root of each observation present must match the identifier of a concern entry contained elsewhere within the CDA document.

A consumer of the Medical Summary is encouraged, but not required to maintain these links on import.

**6.3.4.16.23 <precondition><criterion>
<text><reference value=' '></text>
4865 </criterion></precondition>**

4870 In a CDA document, the preconditions for use of the medication are recorded in the <precondition> element. The value attribute of the <reference> element is a URL that points to the CDA narrative describing those preconditions.

**6.3.4.16.24 <condition typeCode='PRCN'>
<criterion>
<text></text>
<value nullFlavor='UNK'>
4875 <interpretationCode nullFlavor='UNK'>
</criterion>
</condition>**

4880 In a message, the preconditions for use of the medication are recorded in the <condition> element. The typeCode shall be PRCN. The <text> element of the criterion shall contain a text description of the precondition. The <value> element is required, and may be recorded in a structured data type if known, and if not, may be recorded using a nullFlavor as shown above. The same is true for <interpretationCode>.

6.3.4.17 Immunizations 1.3.6.1.4.1.19376.1.5.3.1.4.12

An immunizations entry is used to record the patient's immunization history.

4885 6.3.4.17.1 Specification

```
4885 <substanceAdministration typeCode='SBADM' moodCode='EVN' negationInd='true{{!}}false'>
  <templateId root='2.16.840.1.113883.10.20.1.24'>
  <templateId root='1.3.6.1.4.1.19376.1.5.3.1.4.12'>
4890   <id root='' extension=''>
  <code code='IMMUNIZ' codeSystem='2.16.840.1.113883.5.4' codeSystemName='ActCode'>
  <text><reference value='#xxx'></text>
  <statusCode code='completed'>
4895   <effectiveTime value=''>
  <!-- The reasonCode would normally provide a reason why the immunization was
    not performed. It isn't supported by CDA R2, and so comments will have to suffice.
    <reasonCode code='' codeSystem='' codeSystemName='ActNoImmunizationReasonIndicator'>
  -->
4900   <routeCode code='' codeSystem='' codeSystemName='RouteOfAdministration'>
  <approachSiteCode code='' codeSystem='' codeSystemName='HumanSubstanceAdministrationSite'>
  <doseQuantity value='' units=''>
  <consumable typeCode='CSM'>
    <manufacturedProduct classCode='MANU'>
4905     <manufacturedLabeledDrug classCode='MMAT' determinerCode='KIND'>
      <code code='' codeSystem='' codeSystemName=''>
        <originalText><reference value='#yyy'></originalText>
      </code>
    </manufacturedLabeledDrug>
    </manufacturedProduct>
4910   </consumable>
  <!-- An optional entry relationship that provides prescription activity -->
  <entryRelationship typeCode='REFR'>
    <templateId root='1.3.6.1.4.1.19376.1.5.3.1.4.7.3'>
4915     :
     .
  </entryRelationship>
  <!-- An optional entry relationship that identifies the immunization series number -->
  <entryRelationship typeCode='SUBJ'>
4920   <observation classCode='OBS' moodCode='EVN'>
    <templateId root='2.16.840.1.113883.10.20.1.46'>
    <code code='30973-2' displayName='Dose Number'
      codeSystem='2.16.840.1.113883.6.1' codeSystemName='LOINC'>
    <statusCode code='completed'>
4925   <value xsi:type='INT' value=''>
    </observation>
  </entryRelationship>
4930   <entryRelationship inversionInd='false' typeCode='CAUS'>
    <observation classCode='OBS' moodCode='EVN'>
      <templateId root='2.16.840.1.113883.10.20.1.28'>
      <templateId root='1.3.6.1.4.1.19376.1.5.3.1.4.5'>
      <templateId root='2.16.840.1.113883.10.20.1.54'>
      <id root='' extension=''>
4935   </observation>
    </entryRelationship>
  <!-- Optional <entryRelationship> element containing comments -->
</substanceAdministration>
```

Figure 6.3.4.17.1-1

4940 **6.3.4.17.2 <substanceAdministration typeCode='SBADM' moodCode='EVN' negationInd='true|false'>**

An immunization is a substance administration event. An immunization entry may be a record of why a specific immunization was not performed. In this case, negationInd shall be set to "true", otherwise, it shall be false.

4945 **6.3.4.17.3 <templateId root='2.16.840.1.113883.10.20.1.24'>
<templateId root='1.3.6.1.4.1.19376.1.5.3.1.4.12'>**

The <templateId> elements identifies this <substanceAdministration> as an immunization. Both elements shall be present as shown above.

6.3.4.17.4 <id root=' ' extension=' ' />

This shall be the identifier for the immunization event.

4950 **6.3.4.17.5 <code code='IMMUNIZ' codeSystem='2.16.840.1.113883.5.4' codeSystemName='ActCode'>**

4955 This required element records that the act was an immunization. The substance administration act must have a <code> element with code and codeSystem attributes present. If no coding system is used by the source, then simply record the code exactly as shown above. Another coding system that may be used for codes for immunizations are the CPT-4 codes for immunization procedures. This <code> element shall not be used to record the type of vaccine used from a vocabulary of drug names.

Table 6.3.4.17.5-1

codeSystem	codeSystemName	Description
2.16.840.1.113883.5.4	IMMUNIZ	The IMMUNIZ term from the HL7 ActCode vocabulary.
2.16.840.1.113883.6.12	C4	Current Procedure Terminology 4 (CPT-4) codes.

6.3.4.17.6 <text><reference value='#xxx'></text>

4960 In a CDA document, the URI given in the value attribute of the <reference> element points to an element in the narrative content that contains the complete text describing the immunization activity. In an HL7 message, the content of the text element shall contain the complete text describing the immunization activity.

6.3.4.17.7 <statusCode code='completed'>

4965 The statusCode shall be set to "completed" for all immunizations.

6.3.4.17.8 <effectiveTime value=' '/>

4970 The effectiveTime element shall be present and should contain a time value that indicates the date of the substance administration. If the date is unknown, this shall be recorded using the nullFlavor attribute, with the reason that the information is unknown being specified. Otherwise, the date shall be recorded, and should have precision of at least the day.

6.3.4.17.9 <routeCode code=' ' codeSystem=' ' codeSystemName='RouteOfAdministration'/>

See [routeCode](#) under Medications.

4975 **6.3.4.17.10 <approachSiteCode code=' ' codeSystem=' ' codeSystemName='HumanSubstanceAdministrationSite'/>**

See [approachSiteCode](#) under Medications.

6.3.4.17.11 <doseQuantity value=' ' units=' '/>

See [doseQuantity](#) under Medications.

6.3.4.17.12 <consumable typeCode='CSM'/>

4980 See [consumable](#) under Medications.

**6.3.4.17.13 <entryRelationship typeCode='REFR'>
<templated root='1.3.6.1.4.1.19376.1.5.3.1.4.7.3'/>**

The top level <substanceAdministration> element may contain a reference (typeCode='REFR') to related [Supply entry](#)

4985 **6.3.4.17.14 <entryRelationship typeCode='SUBJ'>
<observation classCode='OBS' moodCode='EVN'>
<templated root='2.16.840.1.113883.10.20.1.46'/>**

This optional entry relationship may be present to indicate that position of this immunization in a series of immunizations.

4990 **6.3.4.17.15 <code code='30973-2' displayName='Dose Number'
codeSystem='2.16.840.1.113883.6.1' codeSystemName='LOINC'/>**

The <code> element shall be present and must be recorded with the code and codeSystem attributes shown above. This element indicates that the observation describes the dose number for the immunization.

4995 **6.3.4.17.16 <statusCode code='completed'/>**

The <statusCode> element shall be present, and must be recorded exactly as shown above. This element indicates that the observation has been completed.

6.3.4.17.17 <value xsi:type='INT' value=' '/>

5000 The <value> element shall be present, and shall indicate the immunization series number in the value attribute.

6.3.4.17.18 <entryRelationship inversionInd='false' typeCode='CAUS'>

This repeatable element should be used to identify adverse reactions caused by the immunization.

6.3.4.17.19 <observation classCode='OBS' moodCode='EVN'>

5005 This element is required, and provides a pointer to the the adverse reaction caused by the immunization.

**6.3.4.17.20 <templateId root='2.16.840.1.113883.10.20.1.28'/>
<templateId root='1.3.6.1.4.1.19376.1.5.3.1.4.5'/>
<templateId root='2.16.840.1.113883.10.20.1.54'/>**

5010 It shall contain a conforming [Problem Entry](#) that also conform to the CCD Reaction template.

6.3.4.17.21 <id root=' ' extension=' '/>

This element is required, and gives the identifier of the adverse reaction. The adverse reaction pointed to by this element shall be described in more detail using the Allergies entry, elsewhere in the document where this element was found.

5015 **6.3.4.17.22 <!-- Optional <entryRelationship> element containing comments -->**

An immunization entry can have negationInd set to true to indicate that an immunization did not occur. In this case, it shall have at least one comment that provides an explanation for why the immunization did not take place . Other comments may also be present.

6.3.4.18 Supply Entry 1.3.6.1.4.1.19376.1.5.3.1.4.7.3

5020 The supply entry describes a prescription activity.

6.3.4.18.1 Specification

```
5025 <substanceAdministration classCode='SBADM' moodCode='INT|EVN'>
      :
      .
5030 <entryRelationship typeCode='REFR' inversionInd='false'>
      <sequenceNumber value=''/>
      <supply classCode='SPLY' moodCode='INT|EVN'>
        <templateId root='2.16.840.1.113883.10.20.1.34' />
        <templateId root='1.3.6.1.4.1.19376.1.5.3.1.4.7.3' />
5035 <id root='' extension=''/>
        <repeatNumber value=''/>
        <quantity value='' unit=''/>
        <author>
          <time value=''/>
          <assignedAuthor>
            <id root='' extension=''/>
            <addr></addr>
            <telecom use='' value=''/>
5040 <assignedPerson><name></name></assignedPerson>
            <representedOrganization><name></name></representedOrganization>
          </assignedAuthor>
        </author>
        <performer typeCode='PRF'>
          <time value=''/>
5045 <assignedEntity>
          <id root='' extension=''/>
          <addr></addr>
          <telecom use='' value=''/>
          <assignedPerson><name></name></assignedPerson>
5050 <representedOrganization><name></name></representedOrganization>
          </assignedEntity>
        </performer>
        <!-- Optional Fulfillment instructions -->
5055 <entryRelationship typeCode='SUBJ'>
      </entryRelationship>
    </supply>
  </entryRelationship>
</substanceAdministration>
```

Figure 6.3.4.18.1-1

5060 6.3.4.18.2 <entryRelationship typeCode='REFR' inversionInd='false'>

A <substanceAdministration> act may reference (typeCode='REFR') a prescription activity in an <entryRelationship> element in a CDA document. In a message, the relationship is recorded using a <sourceOf> element instead of the <entryRelationship> element. The typeCode and inversionInd attributes, and the semantics remain identical.

5065 6.3.4.18.3 <sequenceNumber value=' '/>

The prescription activity may have a <sequenceNumber> element to indicate the fill number. A value of 1, 2 or N indicates that it is the first, second, or Nth fill respectively of a specific prescription. This element should be present when the embedded <supply> element has a moodCode attribute of EVN.

5070 **6.3.4.18.4 <supply classCode='SPLY' moodCode='INT|EVN'>**

The <supply> element shall be present. The moodCode attribute shall be INT to reflect that a medication has been prescribed, or EVN to indicate that the prescription has been filled.

**6.3.4.18.5 <templateId root='2.16.840.1.113883.10.20.1.34'/>
<templateId root='1.3.6.1.4.1.19376.1.5.3.1.4.7.3'/>**

5075 The <templateId> elements shown above shall be present, and identify this supply act as a Supply Entry.

6.3.4.18.6 <id root=' ' extension=' '/>

Each supply act shall have an identifier to uniquely identify the supply entry.

6.3.4.18.7 <repeatNumber value=' '/>

5080 Each supply entry should have a <repeatNumber> element that indicates the number of times the prescription can be filled.

6.3.4.18.8 <quantity value=' ' unit=' '/>

5085 The supply entry should indicate the quantity supplied. The value attribute shall be present and indicates the quantity of medication supplied. If the medication is supplied in dosing units (tablets or capsules), then the unit attribute need not be present (and should be set to 1 if present). Otherwise, the unit element shall be present to indicate the quantity (e.g., volume or mass) of medication supplied.

6.3.4.18.9 <author>

5090 A supply entry that describes an intent (<supply classCode='SPLY' moodCode='INT'>) may include an <author> element to identify the prescribing provider.

6.3.4.18.10 <time value=' '/>

The <time> element must be present to indicate when the author created the prescription. If this information is unknown, it shall be recorded by setting the nullFlavor attribute to UNK.

6.3.4.18.11 <assignedAuthor>

5095 The <assignedAuthor> element shall be present, and identifies the author.

6.3.4.18.12 <id root=' ' extension=' '/>

One or more <id> elements should be present. These identifiers identify the author of the act. When the author is the prescribing physician they may include local identifiers or regional identifiers necessary for prescribing.

5100 **6.3.4.18.13 <assignedPerson><name/></assignedPerson>
<representedOrganization><name/></ representedOrganization>**

An <assignedPerson> and/or <representedOrganization> element shall be present. This element shall contain a <name> element to identify the prescriber or their organization.

6.3.4.18.14 <performer typeCode='PRF'>

5105 The <performer> element may be present to indicate who is intended (moodCode='INT'), or actually filled (moodCode='EVN') the prescription.

6.3.4.18.15 <time value=' '/>

5110 The <time> element shall be present to indicate when the prescription was filled (moodCode='EVN'). If this information is unknown, it shall be recorded by setting the nullFlavor attribute to UNK.

The <time> element should be present to indicate when the prescription is intended to be filled (moodCode='INT').

6.3.4.18.16 <assignedEntity>

The < assignedEntity> element shall be present, and identifies the filler of the prescription.

5115 **6.3.4.18.17 <id root=' ' extension=' '/>**

One or more <id> elements should be present. These identify the performer.

**6.3.4.18.18 <assignedPerson><name/></assignedPerson>
<representedOrganization><name/></ representedOrganization>**

5120 An <assignedPerson> and/or <representedOrganization> element shall be present. This element shall contain a <name> element to identify the filler or their organization.

**6.3.4.18.19 <!-- Optional Fulfillment instrctions -->
<entryRelationship typeCode='SUBJ'>
</entryRelationship>**

5125 An entry relationship may be present to provide the fulfillment instructions. When present, this entry relationship shall contain a [Medication Fulfillment Instructions](#) entry.

6.3.4.19 Product Entry 1.3.6.1.4.1.19376.1.5.3.1.4.7.2

The product entry describes a medication or immunization used in a <substanceAdministration> or <supply> act. It adopts the constraints of the ASTM/HL7 Continuity of Care Document.

6.3.4.19.1 Specification

```
5130 <!-- Within a CDA Document -->
<manufacturedProduct>
  <templateId root='1.3.6.1.4.1.19376.1.5.3.1.4.7.2' />
  <templateId root='2.16.840.1.113883.10.20.1.53' />
5135 <manufacturedMaterial>
  <code code=' ' displayName=' ' codeSystem=' ' codeSystemName=' '>
  <originalText><reference value=' '/></originalText>
  </code>
  <name></name>
5140 </manufacturedMaterial>
</manufacturedProduct>
<!-- Within a message -->
<administerableMaterial>
  <templateId root='1.3.6.1.4.1.19376.1.5.3.1.4.7.2' />
5145 <templateId root='2.16.840.1.113883.10.20.1.53' />
  <administerableMaterial>
  <code></code>
  <desc></desc>
  </administerableMaterial>
5150 </administerableMaterial>
```

Figure 6.3.4.19.1-1

6.3.4.19.2 <manufacturedProduct> -OR- <administerableMaterial>
<templateId root='1.3.6.1.4.1.19376.1.5.3.1.4.7.2' />
<templateId root='2.16.840.1.113883.10.20.1.53' />
5155 **<manufacturedMaterial> -OR- <administerableMaterial>**

In a CDA document, the name and strength of the medication are specified in the elements under the <manufacturedMaterial> element. In a message, they are contained within the <administeredMaterial> element, inside another <administerableMaterial> element¹. The templateId elements are required and identify this as a product entry.

5160 ¹ This duplication of element names is an artifact of the standard.

6.3.4.19.3 <code code=' ' displayName=' ' codeSystem=' ' codeSystemName=' '>
<originalText><reference value=' '/></originalText>
</code>

5165 The <code> element of the <manufacturedMaterial> describes the medication. This may be coded using a controlled vocabulary, such as RxNorm, First Databank, or other vocabulary system for medications, and should be the code that represents the generic medication name and strength (e.g., acetaminophen and oxycodone -5/325), or just the generic medication name alone if strength is not relevant (Acetaminophen).

5170 In a CDA document, the <originalText> shall contain a <reference> whose URI value points to the generic name and strength of the medication, or just the generic name alone if strength is not relevant. Inside a message, the <originalText> may contain the actual text that describes the medication in similar fashion.

5175 **Note:** When the text is supplied from the narrative, the implication is that if you supply the components of a combination medication in an entry, you must also display these in the narrative text, otherwise you would not be able to break the combination medication down into its component parts. This is entirely consistent with the CDA Release 2.0 requirements that the narrative supply the necessary and relevant human readable information content.

5180 The <code> element is also used to support coding of the medication. If coded, it must provide a code and codeSystem attribute using a controlled vocabulary for medications. The displayName for the code and codeSystemName should be provided as well for diagnostic and human readability purposes, but are not required. The table below provides the codeSystem and codeSystemName for several controlled terminologies that may be used to encode medications and/or immunizations.

5185

Table 6.3.4.19.3-1

codeSystem	codeSystemName	Description
2.16.840.1.113883.6.88	RxNorm	RxNorm
2.16.840.1.113883.6.69	NDC	National Drug Codes
2.16.840.1.113883.6.63	FDCC	First DataBank Drug Codes
2.16.840.1.113883.6.96	SNOMED-CT	SNOMED Controlled Terminology
2.16.840.1.113883.6.59	CVX	CDC Vaccine Codes

The code used for an immunization may use code systems other than what might be used for other medications, such as the CDC maintained CVX codes. Code systems that describe vaccination *procedures* (such as CPT-4) shall not be used to describe the vaccine entry.

6.3.4.19.4 <name> -OR- <desc>

5190 In a CDA document, the <name> element should contain the brand name of the medication (or active ingredient in the case of subordinate <substanceAdministration> elements used to record components of a medication). Within a message, this information shall be provided in the <desc> element.

6.3.4.20 Simple Observations 1.3.6.1.4.1.19376.1.5.3.1.4.13

5195 The simple observation entry is meant to be an abstract representation of many of the observations used in this specification. It can be made concrete by the specification of a few additional constraints, namely the vocabulary used for codes, and the value representation. A simple observation may also inherit constraints from other specifications (e.g., ASTM/HL7 Continuity of Care Document).

5200 **6.3.4.20.1 Specification**

```
<observation classCode='OBS' moodCode='EVN'>
  <templateId root='1.3.6.1.4.1.19376.1.5.3.1.4.13' />
  <id root=' ' extension=' ' />
  <code code=' ' displayName=' ' codeSystem=' ' codeSystemName=' ' />
  <!-- for CDA -->
  <text><reference value='#xxx' /></text>
  <!-- For HL7 Version 3 Messages
  <text>text</text>
  -->
  <statusCode code='completed' />
  <effectiveTime value=' ' />
  <repeatNumber value=' ' />
  <value xsi:type=' ' ... />
  <interpretationCode code=' ' codeSystem=' ' codeSystemName=' ' />
  <methodCode code=' ' codeSystem=' ' codeSystemName=' ' />
  <targetSiteCode code=' ' codeSystem=' ' codeSystemName=' ' />
  <author typeCode='AUT'>
    <assignedAuthor typeCode='ASSIGNED'><id ... /></assignedAuthor> <!-- for CDA -->
    <!-- For HL7 Version 3 Messages
    <assignedEntity typeCode='ASSIGNED'>
      <Person classCode='PSN'>
        <determinerCode root=' ' />
        <name>...</name>
      </Person>
    </assignedEntity>
  </author>
</observation>
```

5230

6.3.4.20.2 <observation classCode='OBS' moodCode='EVN'>

These acts are simply observations that have occurred, and so are recored using the <observation> element as shown above.

6.3.4.20.3 <templateId root='1.3.6.1.4.1.19376.1.5.3.1.4.13' />

5235 The <templateId> element identifies this <observation> as a simple observation, allowing for validation of the content. The templateId must appear as shown above.

6.3.4.20.4 <id root=' ' extension=' ' />

Each observation shall have an identifier.

6.3.4.20.5 <code code=' ' displayName=' ' codeSystem=' ' codeSystemName=' ' />

5240 Observations shall have a code describing what was measured. The code system used is determined by the vocabulary constraints on the types of measurements that might be recorded in a section. Content modules that are derived from the Simple Observation content module may restrict the code system and code values used for the observation.

6.3.4.20.6 <text><reference value='#xxx'/></text> -OR- <text>text</text>

5245 Each observation measurement entry may contain a <text> element providing the free text that provides the same information as the observation within the narrative portion of the document with a <text> element. For CDA based uses of Simple Observations, this element SHALL be present, and SHALL contain a <reference> element that points to the related string in the narrative portion of the document. For HL7 Version 3 based uses, the <text> element MAY be included.

6.3.4.20.7 <statusCode code='completed'/>

The status code of all observations shall be completed.

6.3.4.20.8 <effectiveTime value=' '/>

5255 The <effectiveTime> element shall be present in standalone observations , and shall record the date and time when the measurement was taken. This element should be precise to the day. If the date and time is unknown, this element should record that using the nullFlavor attribute.

6.3.4.20.9 <value xsi:type=' ' .../>

5260 The value of the observation shall be recording using a data type appropriate to the observation. Content modules derived from the Simple Observation content module may restrict the allowable data types used for the observation.

6.3.4.20.10 <interpretationCode code=' ' codeSystem=' ' codeSystemName=' '/>

If there is an interpretation that can be performed using an observation result (e.g., high, borderline, normal, low), these may be recorded within the interpretationCode element.

6.3.4.20.11 <methodCode code=' ' codeSystem=' ' codeSystemName=' '/>

5265 The methodCode element may be used to record the specific method used to make an observation when this information is not already pre-coordinated with the observation code .

6.3.4.20.12 <targetSiteCode code=' ' codeSystem=' ' codeSystemName=' '/>

The targetSiteCode may be used to record the target site where an observation is made when this information is not already pre-coordinated with the observation code.

6.3.4.20.13 <author><assignedAuthor classCode='ASSIGNED'>...<assignedAuthor></author>

5270 In CDA uses, SimpleObservations are assumed to be authored by the same author as the document through context conduction. However specific authorship of observation may be represented by listing the author in the header and referencing the author in a <author> relationship. If authors are explicitly listed in documents, an <id> element SHOULD reference

the ID of the author in the header through an assignedAuthor Role. If the author of the observation is not an author of the document the <person> object including a name and ID SHALL be included.

5280 For HL7 Version 3 purposes, the <author> element SHOULD be present unless it can be determined by conduction from organizers or higher level structures. When used for HL7 Version 3 the role element name is <assignedEntity> and the author is represented a <assignedPerson> element.

6.3.4.21 Vital Signs Organizer 1.3.6.1.4.1.19376.1.5.3.1.4.13.1

A vital signs organizer collects vital signs observations.

5285 6.3.4.21.1 Specification

```
5290 <organizer classCode='CLUSTER' moodCode='EVN'>
  <templateId root='2.16.840.1.113883.10.20.1.32'/>
  <templateId root='2.16.840.1.113883.10.20.1.35'/>
  <templateId root='1.3.6.1.4.1.19376.1.5.3.1.4.13.1'/>
  <id root='' extension=''/>
  <code code='46680005' displayName='Vital signs'
    codeSystem='2.16.840.1.113883.6.96' codeSystemName='SNOMED CT'/>
  <statusCode code='completed'/>
  <effectiveTime value=''/>
  5295 <!-- For HL7 Version 3 Messages
  <author classCode='AUT'>
    <assignedEntity1 typeCode='ASSIGNED'>
      :
      <assignedEntity1>
    </author>
    -->
  <!-- one or more vital signs observations -->
  <component typeCode='COMP'>
  5305   <observation classCode='OBS' moodCode='EVN'>
     <templateId root='1.3.6.1.4.1.19376.1.5.3.1.4.13.2'/>
     :
     </observation>
   </component>
 </organizer>
```

5310 6.3.4.21.2 <organizer classCode='CLUSTER' moodCode='EVN'>

The vital signs organizer is a cluster of vital signs observations.

6.3.4.21.3 <templateId root='2.16.840.1.113883.10.20.1.32'/> <templateId root='2.16.840.1.113883.10.20.1.35'/> <templateId root='1.3.6.1.4.1.19376.1.5.3.1.4.13.1'/>

5315 The vital signs organizer shall have the <templateId> elements shown above to indicate that it inherits constraints from the ASTM/HL7 CCD Specification for Vital signs, and the constraints of this specification.

6.3.4.21.4 <id root=' ' extension=' '/>

The organizer shall have an <id> element.

5320 **6.3.4.21.5 <code code='46680005' displayName='Vital signs'
codeSystem='2.16.840.1.113883.6.96'
codeSystemName='SNOMED CT'/>**

The <code> element shall be recorded as shown above to indicate that this organizer captures information about patient vital signs.

5325 **6.3.4.21.6 <statusCode code='completed'/>**

The observations have all been completed.

6.3.4.21.7 <effectiveTime value=' '/>

The effective time element shall be present to indicate when the measurement was taken.

5330 **6.3.4.21.8 <author typeCode='AUT'><assignedEntity1
typeCode='ASSIGNED'>...</assignedEntity1></author>**

For use with HL7 Version 3, Vital Sign organizers SHALL contain an <author> element to represent the person or device.

**6.3.4.21.9 <!-- one or more vital signs observations -->
<component typeCode='COMP'>**

5335 The organizer shall have one or more <component> elements that are <observation> elements using the [Vital Signs Observation](#) template.

6.3.4.22 Vital Signs Observation 1.3.6.1.4.1.19376.1.5.3.1.4.13.2

A vital signs observation is a simple observation that uses a specific vocabulary, and inherits constraints from CCD.

5340 **6.3.4.22.1 Specification**

```

5345 <observation classCode='OBS' moodCode='EVN'>
      <templateId root='1.3.6.1.4.1.19376.1.5.3.1.4.13' />
      <templateId root='2.16.840.1.113883.10.20.1.31' />
      <templateId root='1.3.6.1.4.1.19376.1.5.3.1.4.13.2' />
      <id root=' ' extension=' ' />
      <code code=' ' codeSystem='2.16.840.1.113883.6.1' codeSystemName='LOINC' />
5350 <text><reference value='#xxx' /></text>
      <statusCode code='completed' />
      <effectiveTime value=' ' />
      <repeatNumber value=' ' />
      <value xsi:type='PQ' value=' ' unit=' ' />
5355 <interpretationCode code=' ' codeSystem=' ' codeSystemName=' ' />
      <methodCode code=' ' codeSystem=' ' codeSystemName=' ' />
      <targetSiteCode code=' ' codeSystem=' ' codeSystemName=' ' />
    </observation>
  
```

5360 **6.3.4.22.2 <templateId root='1.3.6.1.4.1.19376.1.5.3.1.4.13' />
 <templateId root='2.16.840.1.113883.10.20.1.31' />
 <templateId root='1.3.6.1.4.1.19376.1.5.3.1.4.13.2' />**

A vital signs observation shall have the <templateId> elements shown above to indicate that it inherits constraints from the ASTM/HL7 CCD Specification for Vital signs, and the constraints of this specification.

5365 **6.3.4.22.3 <code code=' ' codeSystem='2.16.840.1.113883.6.1' codeSystemName='LOINC' />**

A vital signs observation entry shall use one of the following LOINC codes, with the specified data types and units.

5370	9279-1	RESPIRATION RATE	/min	PQ
	8867-4	HEART BEAT		
	2710-2	OXYGEN SATURATION	%	
	8480-6	INTRAVASCULAR SYSTOLIC	mm[Hg]	
	8462-4	INTRAVASCULAR DIASTOLIC		
	8310-5	BODY TEMPERATURE	Cel or [degF]	
	8302-2	BODY HEIGHT (MEASURED)	m, cm,[in_us] or [in_uk]	
	8306-3	BODY HEIGHT^LYING		
	8287-5	CIRCUMFRENCE.OCCIPITAL-FRONTAL (TAPE MEASURE)		
	3141-9	BODY WEIGHT (MEASURED)	kg, g, [lb_av] or [oz_av]	

6.3.4.22.4 <value xsi:type='PQ' value=' ' unit=' '/>

5370 The <value> element shall be present, and shall be of the appropriate data type specified for measure in the table above.

6.3.4.22.5 <interpretationCode code=' ' codeSystem=' ' codeSystemName=' '/>

The interpretation code may be present to provide an interpretation of the vital signs measure (e.g., High, Normal, Low, et cetera).

5375 **6.3.4.22.6 <methodCode code=' ' codeSystem=' ' codeSystemName=' '/>**

The <methodCode> element may be present to indicate the method used to obtain the measure. Note that method used is distinct from, but possibly related to the target site.

6.3.4.22.7 <targetSiteCode code=' ' codeSystem=' ' codeSystemName=' '/>

5380 The target site of the measure may be identified in the <targetSiteCode> element (e.g., Left arm [blood pressure], oral [temperature], et cetera).

6.3.4.23 Family History Organizer 1.3.6.1.4.1.19376.1.5.3.1.4.15

The family history organizer collects the problems of a patient's family member.

6.3.4.23.1 Specification

```
5385 <entry>
      <organizer classCode='CLUSTER' moodCode='EVN'>
        <templateId root='2.16.840.1.113883.10.20.1.23' />
        <templateId root='1.3.6.1.4.1.19376.1.5.3.1.4.15' />
        <subject typeCode='SBJ'>
          <relatedSubject classCode='PRS'>
5390     <code code='' displayName=''
          codeSystem='2.16.840.1.113883.5.111' codeSystemName='RoleCode' />
          <subject>
            <sdtc:id root='' extension='' />
5395     <administrativeGenderCode code='' displayName=''
            codeSystem='' codeSystemName='' />
          </subject>
        </relatedSubject>
      </subject>
      <!-- zero or more participants linking to other relations -->
5400 <participant typeCode='IND'>
      <participantRole classCode='PRS'>
        <code code='' displayName=''
          codeSystem='2.16.840.1.113883.5.111' codeSystemName='RoleCode' />
        <playingEntity classCode='PSN'>
5405     <sdtc:id root='' extension='' />
        </playingEntity>
      </participantRole>
    </participant>
      <!-- one or more entry relationships for family history observations -->
5410 <component typeCode='COMP'>
      <observation classCode='OBS' moodCode='EVN'>
        <templateId root='2.16.840.1.113883.10.20.1.22' />
      </observation>
    </component>
5415 </organizer>
</entry>
```

6.3.4.23.2 <organizer classCode='CLUSTER' moodCode='EVN'>

Each family history entry is organized (classCode='CLUSTER') into a group of observations about a family member.

5420 6.3.4.23.3 <templateId root='2.16.840.1.113883.10.20.1.23' /> <templateId root='1.3.6.1.4.1.19376.1.5.3.1.4.15' />

The organizer is identified by the <templateId> elements, which shall be present as shown above.

5425 6.3.4.23.4 <subject typeCode='SUBJ'> <relatedSubject classCode='PRS'>

The <subject> element shall be present and relates the subject of the observations to the patient. It shall contain a <relatedSubject> element that is a personal relation of the patient (classCode='PRS').

5430 **6.3.4.23.5 <code code=' ' displayName=' ' codeSystem='2.16.840.1.113883.5.111' codeSystemName='RoleCode'/>**

The <code> element shall be present, and give the relationship of the subject to the patient. The code attribute shall be present, and shall contain a value from the HL7 FamilyMember vocabulary. The codeSystem attribute shall be present and shall use the value shown above.

6.3.4.23.6 <subject>

5435 The <subject> element contains information about the relation.

6.3.4.23.7 <sdctc:id root=' ' extension=' '/>

The <sdctc:id> element should be present. It is used to identify the patient relation to create a pedigree graph.

6.3.4.23.8 <administrativeGenderCode code=' ' />

5440 The <administrativeGenderCode> element should be present. It gives the gender of the relation.

**6.3.4.23.9 <participant typeCode='IND'>
<participantRole classCode='PRS'>**

5445 The <participant> element may be present to record the relationship of the subject to other family members to create a pedigree graph. It shall contain a <participantRole> element showing the relationship of the subject to other family members (classCode='PRS').

6.3.4.23.10 <code code=' ' displayName=' ' codeSystem=' ' codeSystemName=' '/>

5450 The <code> element shall be present, and gives the relationship of the participant to the subject. The code attribute shall be present, and shall contain a value from the HL7 FamilyMember vocabulary. The codeSystem attribute shall be present and shall use the value shown above.

6.3.4.23.11 <playingEntity classCode='PSN'>

The <playingEntity> element identifies the related person. It shall be recorded as shown above.

6.3.4.23.12 <sdctc:id root=' ' extension=' '/>

5455 The <sdctc:id> element shall be present. It must have the same root and extension attributes of the <subject> of a separate family history organizer. See [Appendix C of IHE PCC-TF](#) for definition of this extension to CDA.

6.3.4.23.13 `<component typeCode='COMP'>`
`<observation classCode='OBS' moodCode='EVN'>`
`<templateId root='1.3.6.1.4.1.19376.1.5.3.1.4.13.3'>`

5460 The family history organizer shall contain one or more components using the `<component>` element shown above. These components must conform the [Family History Observation](#) template.

6.3.4.24 Social History Observation 1.3.6.1.4.1.19376.1.5.3.1.4.13.4

5465 A social history observation is a simple observation that uses a specific vocabulary, and inherits constraints from CCD.

6.3.4.24.1 Standards

CCD [ASTM/HL7 Continuity of Care Document](#)

6.3.4.24.2 Parent Template

The parent of this template is [Simple Observation](#). This template is compatible with the ASTM/HL7 Continuity of Care Document template: 2.16.840.1.113883.10.20.1.33

5470 6.3.4.24.3 Specification

```
5475 <observation typeCode='OBS' moodCode='EVN'>
<templateId root='1.3.6.1.4.1.19376.1.5.3.1.4.13'>
<templateId root='2.16.840.1.113883.10.20.1.33'>
5480 <templateId root='1.3.6.1.4.1.19376.1.5.3.1.4.13.4'>
<id root=' ' extension=' ' />
<code code=' ' displayName=' ' codeSystem=' ' codeSystemName=' ' />
<text><reference value='#xxx'></text>
5485 <statusCode code='completed'>
<effectiveTime value=' ' />
<repeatNumber value=' ' />
<value xsi:type=' ' />
<interpretationCode code=' ' codeSystem=' ' codeSystemName=' ' />
<methodCode code=' ' codeSystem=' ' codeSystemName=' ' />
<targetSiteCode code=' ' codeSystem=' ' codeSystemName=' ' />
</observation>
```

Figure 6.3.4.24.3-1 Social History Observation Example

6.3.4.24.4 `<templateId root='2.16.840.1.113883.10.20.1.33'>`
`<templateId root='1.3.6.1.4.1.19376.1.5.3.1.4.13.4'>`

5490 These `<templateId>` elements identify this as a Social History observation.

6.3.4.24.5 `<code code=' ' displayName=' ' codeSystem=' ' codeSystemName=' ' />`

The `<code>` element identifies the type social history observation.

229819007	Smoking	PQ	{pack}/d or {pack}/wk or {pack}/a
256235009	Exercise		{times}/wk
160573003	ETOH (Alcohol) Use		{drink}/d or {drink}/wk
364393001	Diet	CD	N/A
364703007	Employment		
425400000	Toxic Exposure		
363908000	Drug Use		
228272008	Other Social History	ANY	

6.3.4.24.6 ~~<repeatNumber value=' '/>~~

The <repeatNumber> element should not be used in a social history observation.

5495 6.3.4.24.7 <value xsi:type=' ' ... />

The <value> element reports the value associated with the social history observation. The data type to use for each observation should be drawn from the table above.

5500 Observations in the table above using the PQ data type have a unit in the form {xxx}/d, {xxx}/wk or {xxx}/a represent the number of items per day, week or year respectively. The value attribute indicates the number of times of the act performed, and the units represent the frequency. The example below shows how to represent 1 drink per day.

5505

```

:
<code code='160573003' displayName='ETOH Use'
  codeSystem='2.16.840.1.113883.6.96'
  codeSystemName='SNOMED CT' />
:
<value xsi:type='PQ' value='1' unit='{drink}/d' />
:

```

5510 Observations in the table using the CD data type should include coded values from an appropriate vocabulary to represent the social history item. The example below shows the encoding to indicate drug use of cannabis.

5515

```

:
<code code='363908000' displayName='Drug Use'
  codeSystem='2.16.840.1.113883.6.96'
  codeSystemName='SNOMED CT' />
:
<value xsi:type='CD' code='398705004' displayName='cannabis'
  codeSystem='2.16.840.1.113883.6.96'
  codeSystemName='SNOMED CT' />
:

```

5520

Other social history observations may use any appropriate data type.

5525 **6.3.4.24.8** ~~<interpretationCode code='' codeSystem='' codeSystemName='' />
<methodCode code='' codeSystem='' codeSystemName='' />
<targetSiteCode code='' codeSystem='' codeSystemName='' />~~

The <interpretationCode>, <methodCode>, and <targetSiteCode> elements should not be used in a social history observation.

6.3.4.25 Pregnancy Observation 1.3.6.1.4.1.19376.1.5.3.1.4.13.5

5530 A pregnancy observation is a Simple Observation that uses a specific vocabulary to record observations about a patient's current or historical pregnancies.

6.3.4.25.1 Parent Template

The parent of this template is [Simple Observation](#).

6.3.4.25.1.1 Uses

See [Templates using Pregnancy Observation](#)

5535 6.3.4.25.2 Specification

Pregnancy Observation Example

```
5540 <observation classCode='OBS' moodCode='EVN'>  
<templateId root='1.3.6.1.4.1.19376.1.5.3.1.4.13' />  
<templateId root='1.3.6.1.4.1.19376.1.5.3.1.4.13.5' />  
<id root='' extension='' />  
<code code='' displayName='' codeSystem='2.16.840.1.113883.6.1' codeSystemName='LOINC' />  
<text><reference value='#xxx' /></text>  
<statusCode code='completed' />  
5545 <effectiveTime value='' />  
<repeatNumber value='' />  
<value xsi:type='' ... />  
<interpretationCode code='' codeSystem='' codeSystemName='' />  
<methodCode code='' codeSystem='' codeSystemName='' />  
5550 <targetSiteCode code='' codeSystem='' codeSystemName='' />  
</observation>
```

6.3.4.25.3 ~~<templateId root='1.3.6.1.4.1.19376.1.5.3.1.4.13' />
<templateId root='1.3.6.1.4.1.19376.1.5.3.1.4.13.5' />~~

5555 These <templateId> elements identify this <observation> as a pregnancy observation, allowing for validation of the content. The <templateId> elements shall be recorded as shown above.

6.3.4.25.4 <code code=' ' displayName=' ' codeSystem='2.16.840.1.113883.6.1' codeSystemName='LOINC'/>

5560

A pregnancy observation shall have a code describing what facet of patient's pregnancy is being recorded. These codes should come from the list of codes shown below. Additional codes may be used to reflect additional information about the pregnancy history.

Table 6.3.4.25.4-1 Pregnancy Observation Codes

5565

LOINC CODE	Description	Type	Units or Vocabulary
11636-8	BIRTHS LIVE (REPORTED)	INT	N/A
11637-6	BIRTHS PRETERM (REPORTED)		
11638-4	BIRTHS STILL LIVING (REPORTED)		
11639-2	BIRTHS TERM (REPORTED)		
11640-0	BIRTHS TOTAL (REPORTED)		
11612-9	ABORTIONS (REPORTED)		
11613-7	ABORTIONS INDUCED (REPORTED)		
11614-5	ABORTIONS SPONTANEOUS (REPORTED)		
33065-4	ECTOPIC PREGNANCY (REPORTED)		
Detailed Pregnancy Data			
11996-6	Pregnancies	INT	
11639-2	Births.Term	INT	
11637-6	Births.Preterm	INT	
45371-2	Multiple pregnancy	BL	
49051-6	Gestational age	PQ	wk
11887-7	Gestation age Estimated from selected delivery date	PQ	wk
32396-4	Labor duration	PQ	h

8339-4	Body weight at birth	PQ	kg, g, [lb_av] or [oz_av]
29300-1	Procedure ¹	CE	
8722-1	Surgical operation note anesthesia	CE	
52829-9	Place of service		
42839-1	Labor risk	CE	
42840-9	Delivery risk	CE	

6.3.4.25.4 ~~<repeatNumber value=' '/>~~

5565 The <repeatNumber> element should not be present in a pregnancy observation.

6.3.4.25.5 <value xsi:type=' ' .../>

The value of the observation shall be recording using a data type appropriate to the coded observation according to the table above.

**6.3.4.25.6 ~~<interpretationCode code='' codeSystem='' codeSystemName=' '/>
<methodCode code='' codeSystem='' codeSystemName=' '/>
<targetSiteCode code='' codeSystem='' codeSystemName=' '/>~~**

5570

The <interpretationCode>, <methodCode>, and <targetSiteCode> should not be present in a pregnancy observation.

6.3.4.26 Pregnancy History Organizer 1.3.6.1.4.1.19376.1.5.3.1.4.13.5.1

5575 The pregnancy history organizer collects observations relevant to a single pregnancy within the patient's history. The organizer for a pregnancy event shall either contain subordinate birth event organizers for each birth event associated with the pregnancy or shall conform to the birth event organizer template, but not both.

¹ This is the procedure used for delivery and should be selected from an appropriate value set

6.3.4.26.1 Specification

```
5580 <organizer classCode='CLUSTER' moodCode='EVN'>
      <templateId root='1.3.6.1.4.1.19376.1.5.3.1.4.13.5.1' />
      <id root=' ' extension=' ' />
      <code code='118185001' displayName='Pregnancy Finding'
5585     codeSystem='SNOMED CT'
      codeSystemName='2.16.840.1.113883.6.96' />
      <statusCode code='completed' />
      <effectiveTime value=' ' />
      <!-- For HL7 Version 3 Messages
5590     <author classCode='AUT'>
          <assignedEntity1 typeCode='ASSIGNED'>
              :
          <assignedEntity1>
      </author>
      -->
5595     <!-- One or more components -->
      <component typeCode='COMP'>
          <!-- Containing either a birth organizer -->
          <sequenceNumber value='1' />
          <organizer classCode='CLUSTER' moodCode='EVN'>
5600             <templateId root='1.3.6.1.4.1.19376.1.5.3.1.4.13.5.2' />
              :
          </organizer>
          <!-- Or a pregnancy observation -->
          <observation classCode='OBS' moodCode='EVN'>
5605             <templateId root='1.3.6.1.4.1.19376.1.5.3.1.4.13.5' />
              :
          </observation>
      </component>
  </organizer>
```

5610

6.3.4.26.2 <organizer classCode='CLUSTER' moodCode='EVN'>

The pregnancy history organizer is a cluster of pregnancy observations.

6.3.4.26.3 <templateId root='1.3.6.1.4.1.19376.1.5.3.1.4.13.5.1' />

5615 The pregnancy organizer shall have the <templateId> element shown above to indicate that it conforms to this specification.

6.3.4.26.4 <id root=' ' extension=' ' />

The organizer shall have an <id> element.

6.3.4.26.5 <code code='118185001' displayName='Pregnancy Finding' codeSystem='SNOMED CT' codeSystemName='2.16.840.1.113883.6.96' />

5620

The organizer shall contain a code describing the observations present. The recommended code is shown above.

6.3.4.26.6 <statusCode code='completed'/>

The observations have all been completed.

5625 **6.3.4.26.7 <effectiveTime value=' '/>**

The effective time element shall be present to indicate the interval of the pregnancy.

6.3.4.26.8 <author typeCode='AUT'><assignedEntity1 typeCode='ASSIGNED'>...</assignedEntity1></author>

5630 For use with HL7 Version 3, Vital Sign organizers SHALL contain an <author> element to represent the person or device.

6.3.4.26.9 <component typeCode='COMP'>

5635 The organizer shall have one or more <component> elements that are either instances of a birth organizer, or pregnancy observations. A <component> element containing a birth organizer shall contain a <sequenceNumber> element to indicate the birth order. If birth order is unknown, the <sequenceNumber> shall be present but shall contain a value of null (e.g., <sequenceNumber nullFlavor='UNK'/>)

6.3.4.27 Birth Event Organizer 1.3.6.1.4.1.19376.1.5.3.1.4.13.5.2

5640 The birth event organizer collects observations relevant to a single birth within the patient's history. This template can be combined with the pregnancy history organizer to organize pregnancy and delivery findings under a single organizer (this is the preferred solution for a single birth).

6.3.4.27.1 Specification

```
5645 <organizer classCode='CLUSTER' moodCode='EVN'>
      <templateId root='1.3.6.1.4.1.19376.1.5.3.1.4.13.5.2' />
      <id root='' extension='' />
      <code code='118215003' displayName='Delivery Finding'
          codeSystem='SNOMED CT'
          codeSystemName='2.16.840.1.113883.6.96' />
5650 <statusCode code='completed' />
      <effectiveTime value='' />
      <!-- For HL7 Version 3 Messages
      <author classCode='AUT'>
          <assignedEntity1 typeCode='ASSIGNED'>
              :
5655         <assignedEntity1>
      </author>
      -->
      <subject typeCode='SBJ'>
5660         <templateId root='1.3.6.1.4.1.19376.1.5.3.1.4.15.2' />
          <relatedSubject classCode='PRS'>
              :
          </relatedSubject>
      </subject>
5665 <!-- One or more components -->
      <component typeCode='COMP'>
          <!-- Containing a pregnancy observation -->
          <observation classCode='OBS' moodCode='EVN'>
              <templateId root='1.3.6.1.4.1.19376.1.5.3.1.4.13.5' />
              :
5670         </observation>
          </component>
      </organizer>
```

6.3.4.27.2 <organizer classCode='CLUSTER' moodCode='EVN'>

The birth event organizer is a cluster of observations about a single birth event.

5675 6.3.4.27.3 <templateId root='1.3.6.1.4.1.19376.1.5.3.1.4.13.5.2' />

The birth event organizer shall have the <templateId> element shown above to indicate that it conforms to this specification.

6.3.4.27.4 <id root='' extension='' />

The organizer shall have an <id> element.

5680 **6.3.4.27.5** `<code code='118215003' displayName='Delivery Finding' codeSystem='SNOMED CT' codeSystemName='2.16.840.1.113883.6.96'/>`

5685 The organizer shall contain a code describing the observations present. The recommended code is shown above. When the birth event organizer is combined with the pregnancy history organizer, the code should be that recommended for the pregnancy history organizer².

6.3.4.27.6 `<statusCode code='completed'/>`

The observations have all been completed.

6.3.4.27.7 `<effectiveTime value=' '/>`

5690 The effective time element may be present to indicate the time period of the relevant findings. Note that when combined with the pregnancy history organizer, this shall contain the interval associated with the pregnancy.

6.3.4.27.8 `<author typeCode='AUT'><assignedEntity1 typeCode='ASSIGNED'>...</assignedEntity1></author>`

5695 For use with HL7 Version 3, Birth Event organizers SHALL contain an <author> element to represent the person or device.

6.3.4.27.9 `<subject typeCode='SBJ'>
<templateId root='1.3.6.1.4.1.19376.1.5.3.1.4.15.2'> ...`

The birth event organizer shall contain a subject participant describing the child that was born (e.g., name, age, gender).

5700 **6.3.4.27.10** `<component typeCode='COMP'>`

The organizer shall have one or more <component> elements that are instances of a pregnancy observation.

² Delivery findings are pregnancy findings but not all pregnancy findings are delivery findings.

6.4 HL7 Version 2.0 Content Modules For care management

5705 6.5 PCC Value Sets

6.5.1 APR H&P History of Past Illness Value Set

6.5.2 APR H&P Social History Value Set

Examples Using PCC Content Profiles

5710 Example documents conforming to each profile can be found on the IHE wiki at the following URLs.

Profile and Content	URL
XDS-MS	
Referral Summary	XDSMS Example1
Discharge Summary	XDSMS Example1
XPHR	
XPHR Content	XPHR Example1
XPHR Update	XPHR Example2
(EDR) ED Referral	EDR Example
(APS) Antepartum Summary	APS Example
(EDES)	
Triage Note	EDES Example1
ED Nursing Note	EDES Example2
Composite Triage and Nursing Note	EDES Example3
ED Physician Note	EDES Example4
(FSA) Functional Status Section	FSA Example

Validating CDA Documents using the Framework

Many of the constraints specified by the content modules defined in the PCC Technical Framework can be validated automatically by software. Automated validation is a very desirable capability, as it makes it easier for implementers to test the correctness of their implementations.

5715 With regard to validation of the content module, the PCC Technical Framework narrative is the authoritative specification, not any automated software tool. Having said that, it is still very easy to create a validation framework for the IHE PCC Technical Framework using a XML validation tool such as Schematron. Since each content module has a name (the template identifier), any XML instance that reports itself to be of that "class" can be validated by creating assertions that must be true for each constraint indicated for the content module. In the XML representation, the <templateId> element is a child of the element that is claiming conformance to the template named. Thus the general pattern of a Schematron that validates a specific template is shown below:

5725

```
<schema xmlns="http://www.ascc.net/xml/schematron" xmlns:cda="urn:hl7-org:v3">
  <ns prefix="cda" uri="urn:hl7-org:v3" />
  <pattern name='ReferralSummary'>
    <rule context='*[cda:templateId/@root="1.3.6.1.4.1.19376.1.5.3.1.1.3]'">
      <!-- one or more assertions made by the content module -->
    </rule>
  </pattern>
</schema>
```

5730

A.1 Validating Documents

For document content modules, the pattern can be extended to support common document content module constraints as shown below:

```
5735 <schema xmlns="http://www.ascc.net/xml/schematron" xmlns:cda="urn:hl7-org:v3">
      <ns prefix="cda" uri="urn:hl7-org:v3" />
      <pattern name='ReferralSummary'>
5740   <rule context='*[templateId/@root="1.3.6.1.4.1.19376.1.5.3.1.1.3]'">
        <!-- Verify that the template id is used on the appropriate type of object -->
        <assert test='../ClinicalDocument'>
          Error: The referral content module can only be used on Clinical Documents.
        </assert>
5745   <!-- Verify that the parent templateId is also present. -->
        <assert test='templateId[@root="1.3.6.1.4.1.19376.1.5.3.1.1.2]'">
          Error: The parent template identifier for medical summary is not present.
        </assert>
5750   <!-- Verify the document type code -->
        <assert test='code[@code = "34133-9"]'>
          Error: The document type code of a referral summary must be
          34133-9 SUMMARIZATION OF EPISODE NOTE.
        </assert>
5755   <assert test='code[@codeSystem = "2.16.840.1.113883.6.1"]'>
          Error: The document type code must come from the LOINC code
          system (2.16.840.1.113883.6.1).
        </assert>
        <!-- Verify that all required data elements are present -->
        <assert test='../templateId[@root = "1.3.6.1.4.1.19376.1.5.3.1.3.1"]'>
          Error: A referral summary must contain a reason for referral.
        </assert>
5760   <!-- Alert on any missing required if known elements -->
        <assert test='../templateId[@root = "1.3.6.1.4.1.19376.1.5.3.1.3.8"]'>
          Warning: A referral summary should contain a list of history of past illnesses.
        </assert>
5765   <!-- Note any missing optional elements -->
        <assert test='../templateId[@root = "1.3.6.1.4.1.19376.1.5.3.1.3.18"]'>
          Note: This referral summary does not contain the pertinent review of systems.
        </assert>
      </rule>
    </pattern>
5770 </schema>
```

A.2 Validating Sections

The same pattern can be also applied to sections with just a few minor alterations.

```
5775 <schema xmlns="http://www.ascc.net/xml/schematron" xmlns:cda="urn:hl7-org:v3">
  <ns prefix="cda" uri="urn:hl7-org:v3" />
  <pattern name='ReasonForReferralUncoded'>
    <rule context='*[templateId/@root="1.3.6.1.4.1.19376.1.5.3.1.3.1"]'>
      <!-- Verify that the template id is used on the appropriate type of object -->
      <assert test='section'>
5780         Error: The coded reason for referral module can only be used on a section.
      </assert>
      <assert test='false'>
5785         Manual: Manually verify that this section contains narrative providing the
          reason for referral.
      </assert>
      <!-- Verify that the parent templateId is also present. -->
      <assert test='templateId[@root="1.3.6.1.4.1.19376.1.5.3.1.3.1"]'>
5790         Error: The parent template identifier for the reason for referral
          module is not present.
      </assert>
      <!-- Verify the section type code -->
      <assert test='code[@code = "42349-1"]'>
5795         Error: The section type code of the reason for referral section must be 42349-1
          REASON FOR REFERRAL.
      </assert>
      <assert test='code[@codeSystem = "2.16.840.1.113883.6.1"]'>
          Error: The section type code must come from the LOINC code
          system (2.16.840.1.113883.6.1).
      </assert>
    </rule>
  </pattern>
  <pattern name='ReasonForReferralCoded'>
    <rule context='*[templateId/@root="1.3.6.1.4.1.19376.1.5.3.1.3.2"]'>
      <!-- The parent template will have already verified the type of object -->
      <!-- Verify that the parent templateId is also present. -->
      <assert test='templateId[@root="1.3.6.1.4.1.19376.1.5.3.1.3.1"]'>
5805         Error: The parent template identifier for the reason for referral
          module is not present.
      </assert>
      <!-- Don't bother with the section type code, as the parent template caught it -->
      <!-- Verify that all required data elements are present -->
      <assert test='./templateId[@root = "1.3.6.1.4.1.19376.1.5.3.1.4.13"]'>
5810         Error: A coded reason for referral section must contain an simple observation.
      </assert>
      <!-- Alert on any missing required if known elements -->
      <!-- Note any missing optional elements -->
5815    </rule>
  </pattern>
</schema>
```

5820 A similar pattern can also be followed for Entry and Header content modules, and these are left as an exercise for the reader.

A.3 Phases of Validation and Types of Errors

Note that each message in the Schematrons shown above start with a simple text string that indicates whether the message indicates one of the following conditions:

- 5825 • An error, e.g., the failure to transmit a required element,
- A warning, e.g., the failure to transmit a required if known element,
- A note, e.g., the failure to transmit an optional element.
- A manual test, e.g., a reminder to manually verify some piece of content.

5830 Schematron supports the capability to group sets of rules into phases by the pattern name, and to specify which phases of validation should be run during processing. To take advantage of this capability, one simply breaks each <pattern> element above up into separate patterns depending upon whether the assertion indicates an error, warning, note or manual test, and then associate each pattern with a different phase. This is shown in the figure below.

```
5835 <schema xmlns="http://www.ascc.net/xml/schematron" xmlns:cda="urn:hl7-org:v3">
  <ns prefix="cda" uri="urn:hl7-org:v3" />
  <phase id="errors">
    <active pattern="ReasonForReferralUncoded_Errors"/>
    <active pattern="ReasonForReferralCoded_Errors"/>
  </phase>
5840 <phase id="manual">
  <active pattern="ReasonForReferralUncoded_Manual"/>
</phase>
  <pattern name='ReasonForReferralUncoded_Errors'>
    <rule context='*[templateId/@root="1.3.6.1.4.1.19376.1.5.3.1.3.1"]'>
5845   <assert test='section'>
     Error: The coded reason for referral module can only be used on a section.
   </assert>
   <assert test='code[@code = "42349-1"]'>
5850     Error: The section type code of the reason for referral section must be 42349-1
     REASON FOR REFERRAL.
   </assert>
   <assert test='code[@codeSystem = "2.16.840.1.113883.6.1"]'>
     Error: The section type code must come from the LOINC code
     system (2.16.840.1.113883.6.1).
   </assert>
5855 </rule>
</pattern>
  <pattern name='ReasonForReferralUncoded_Manual'>
    <rule context='*[templateId/@root="1.3.6.1.4.1.19376.1.5.3.1.3.1"]'>
5860   <assert test='false'>
     Manual: Manually verify that this section contains narrative providing the
     reason for referral.
   </assert>
</pattern>
  <pattern name='ReasonForReferralCoded_Errors'>
    <rule context='*[templateId/@root="1.3.6.1.4.1.19376.1.5.3.1.3.2"]'>
5865   <assert test='templateId[@root="1.3.6.1.4.1.19376.1.5.3.1.3.1"]'>
     Error: The parent template identifier for the reason for referral not present.
   </assert>
   <assert test='./templateId[@root = "1.3.6.1.4.1.19376.1.5.3.1.4.13"]'>
5870     Error: A coded reason for referral section must contain an simple observation.
   </assert>
</rule>
</pattern>
</schema>
```

5875 Using these simple "templates" for template validation one can simply create a collection of Schematron patterns that can be used to validate the content modules in the PCC Technical Framework. Such Schematrons are expected to be made available as part of the MESA test tools that are provided to IHE Connectathon participants, and which will also be made available to the general public after connectathon.

5880 **Extensions to CDA Release 2.0**

This section describes extensions to CDA Release 2.0 that are used by the IHE Patient Care Coordination Technical Framework.

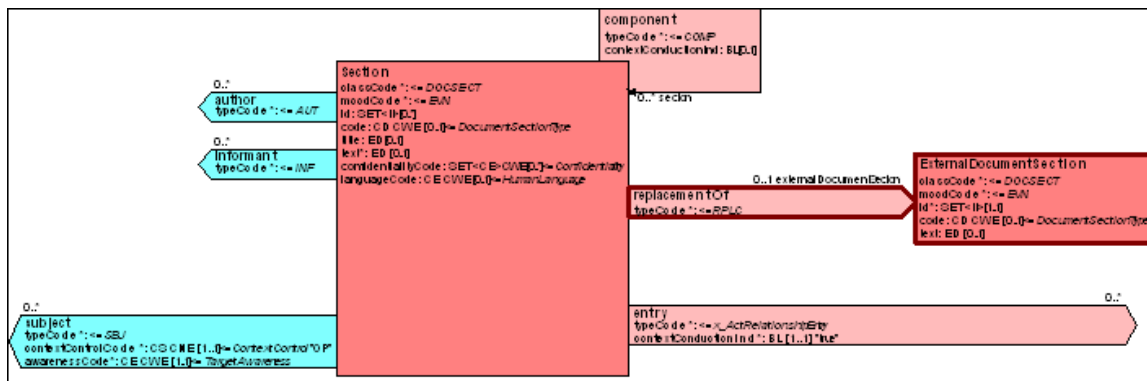
A.4 IHE PCC Extensions

5885 All Extensions to CDA Release 2.0 created by the IHE PCC Technical Committee are in the namespace urn:ihe:pcc:hl7v3.

The approach used to create extension elements created for the PCC Technical Framework is the same as was used for the HL7 Care Record Summary (see Appendix E) and the ASTM/HL7 Continuity of Care Document (see section 7.2).

A.4.1 replacementOf

5890 The <replacementOf> extension element is applied to a section appearing in a PHR Update Document to indicate that that section's content should replace that of a previously existing section. The identifier of the previously existing section is given so that the PHR Manager receiving the Update content will know which section to replace. The model for this extension is shown below.



5895

Figure A.4.1-1 Model for replacementOf

Use of this extension is shown below. The <replacementOf> element appears after all other elements within the <section> element. The <id> element appearing in the <externalDocumentSection> element shall provide the identifier of the section being replaced in the parent document.

5900

```

5905 <section>
  <id root=' ' extension=' ' />
  <code code=' ' codeSystem='2.16.840.1.113883.6.1' codeSystemName='LOINC' />
  <title>Name of the Section</title>
  <text>Text of the section</text>
  <entry></entry>
  <component></component>
  <pcc:replacementOf xmlns:pcc='urn:ihe:pcc:hl7v3'>
  <pcc:externalDocumentSection>
  <pcc:id root='58FCBE50-D4F2-4bda-BC1C-2105B284BBE3' />
  <pcc:externalDocumentSection/>
  </pcc:replacementOf>
</section>

```

5910

A.5 Extensions Defined Elsewhere used by IHE PCC

5915 **A.5.1 Entity Identifiers**

There is often a need to record an identifier for an entity so that it can be subsequently referenced. This extension provides a mechanism to store that identifier. The element appears after any <realm>, <typeId> or <templateId> elements, but before all others in the entity where it is used:

```
5920 <playingEntity classCode='ENT' determinerCode='INSTANCE'>
      <sdtc:id root='1.3.6.4.1.4.1.2835.2' extension='EntityID' />
      :
      .
    </playingEntity>
```

A.5.2 Patient Identifier

5925 There is a need to record the identifier by which a patient is known to another healthcare provider. This extension provides a role link between the assigned, related or associated entity, and the patient role.

Use of this extension to record the identifier under which the patient is known to a provider is shown below.

```
5930 <assignedEntity>
      <id extension='1' root='1.3.6.4.1.4.1.2835.1' />
      <code code='59058001'
5935     codeSystem='2.16.840.1.113883.6.96'
      codeSystemName='SNOMED CT'
      displayName='General Physician' />
      <addr>
5940     <streetAddressLine>21 North Ave</streetAddressLine>
      <city>Burlington</city>
      <state>MA</state>
      <postalCode>01803</postalCode>
      <country>USA</country>
      </addr>
      <telecom value='tel:(999)555-1212' use='WP' />
      <assignedPerson>
5945     <name>
      <prefix>Dr.</prefix><given>Bernard</given><family>Wiseman</family><suffix>Sr.</suffix>
      </name>
      </assignedPerson>
5950     <sdtc:patient xmlns:sdtc='urn:hl7-org:sdtc' >
      <sdtc:id root='1.3.6.4.1.4.1.2835.2' extension='PatientMRN' />
      </sdtc:patient>
    </assignedEntity>
```

5955 The <patient> element records the link between the related, assigned or associated entity and the patient. The <id> element provides the identifier for the patient. The root attribute of the <id> should be the namespace used for patient identifiers by the entity. The extension attribute of the <id> element shall be the patient's medical record number or other identifier used by the entity to identify the patient.