

IHE Radiology Integration Profiles:

- Post-Processing Workflow
- Reporting Workflow

IHE Educational Workshop – June 11-13, 2007

Nikolaus Wirsz, PhD

Manager IT Standards / Siemens Medical Solutions

IHE Radiology Planning Committee



IHE Radiology Integration Profiles

Workflows

Billing

Charge Posting
Collect and post timely billable procedure details

Teaching Files & Clinical Trials Export
Standardize

Teaching/Research

Scheduled Workflow

Admit, Order, Schedule

Manage worklists, track status, perform & notify acquisition related step,

Presentation of Grouped Procs

Manage individual procedure image subsets from a multi-procedure acquisition for viewing & reporting

Post-Processing Workflow

Manage worklists, track status, perform & notify image processing & CAD steps

Reporting Workflow

Manage worklists, track status, perform & notify diagnostic reporting steps

Patient Information Reconciliation

Reconcile worklists, status, and data objects for unknown patients and demographics changes

create, store, manage, retrieve & use images

NM Image

Create, store, manage, retrieve & use NM image objects

Consistent Presentation of Images

Manage, retrieve & use objects for hardcopy and softcopy grayscale presentation states

Contents & Display

Documents

Manage, retrieve & use objects to record study evidence

Notes

Create, store, manage, retrieve & use objects to flag significant images

Simple Image and Numeric Reports

Manage simple diagnostic reports with optional images, measurements

Common Infrastructure

Imaging Information across health enterprises

Access to Radiology Information - Consistent access to images and reports

Portable Data for Imaging - Consistent access to images and reports on CD Media

ITI ATNA – Radiology Option (Replaces Basic Security)



IHE Radiology Integration Profiles

Workflows

Scheduled Workflow

Admit, Order, Schedule

PPWF

Post-Processing Workflow
Manage worklists, track status, perform & notify image processing & CAD steps

RWF

Reporting Workflow
Manage worklists, track status, perform & notify diagnostic reporting steps

Presentation of Grouped Procs
Manage individual procedure image subsets from a multi-procedure acquisition for viewing & reporting

Manage worklists, track status, perform & notify acquisition related step,

create, store, manage, retrieve & use images

NM Image

Create, store, manage, retrieve & use NM image objects

Consistent Presentation of Images

Manage, retrieve & use objects for hardcopy and softcopy grayscale presentation states

Documents

Manage, retrieve & use objects to record study evidence

Notes

Create, store, manage, retrieve & use objects to flag significant images

Simple Image and Numeric Reports

Manage simple diagnostic reports with optional images, measurements

Billing

Charge Posting

Collect and post timely billable procedure details

Teaching Files & Clinical Trials Export

Standardize

Teaching/Research

Patient Information Reconciliation

Reconcile worklists, status, and data objects for unknown patients and demographics changes

Contents & Display

Common Infrastructure

Imaging Information across health enterprises

Access to Radiology Information - Consistent access to images and reports

Portable Data for Imaging - Consistent access to images and reports on CD Media

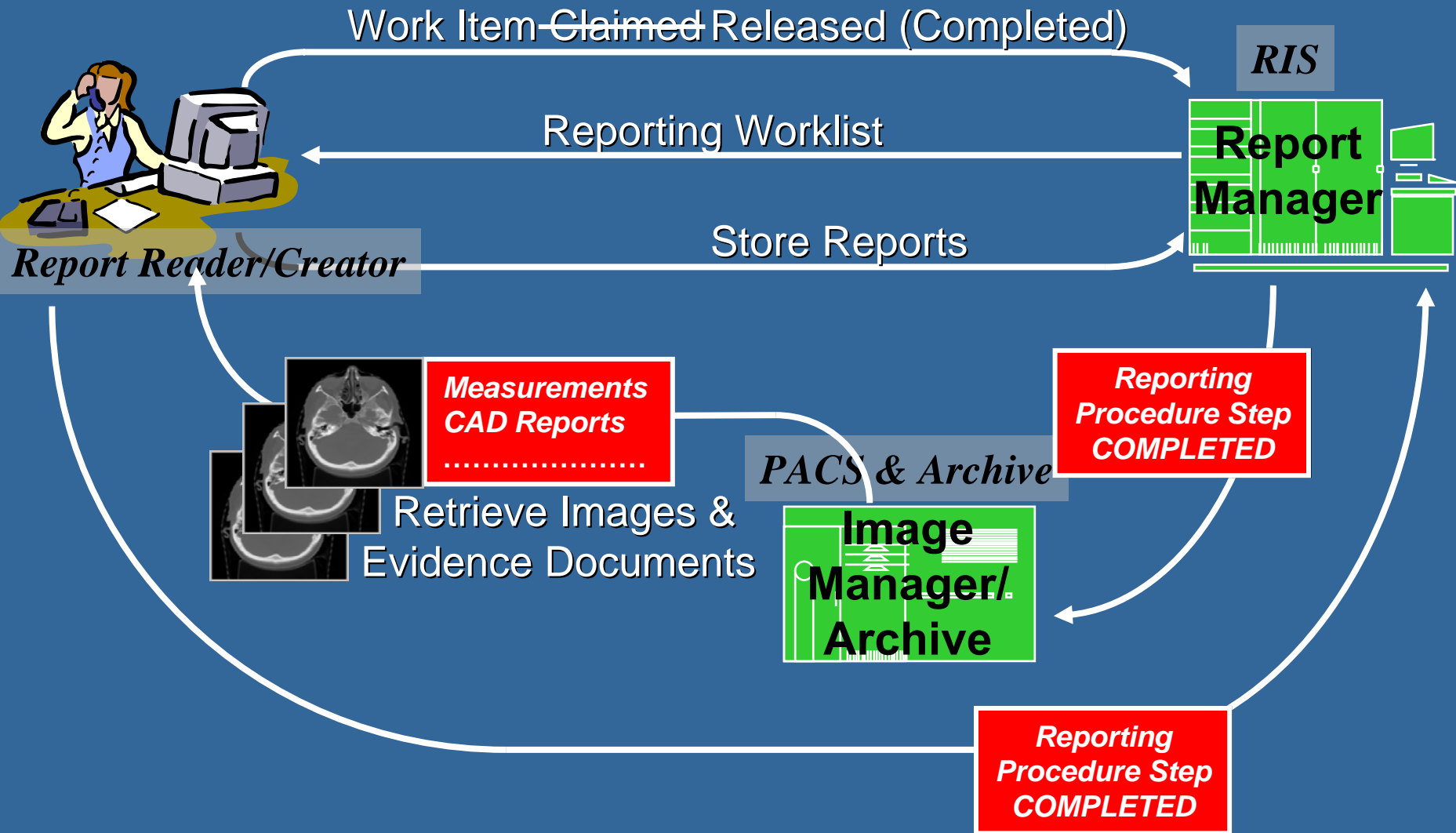
ITI ATNA – Radiology Option (Replaces Basic Security)



Reporting Workflow (RWF) – Summary

- Extension to the Scheduled Workflow to Support Typical Reporting Workflow Tasks:
 - Interpretation
 - Dictation
 - Transcription
 - Verification
 - Review
 - Comparison
- Ability to Schedule and Track the Status of Reporting Tasks

Reporting Workflow (RWF) – Overview

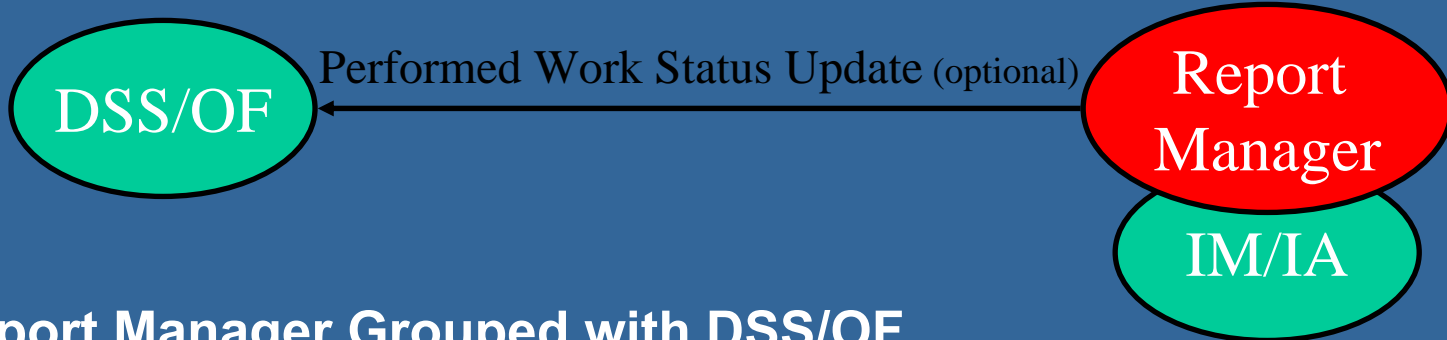


RWF – Actors & Transactions

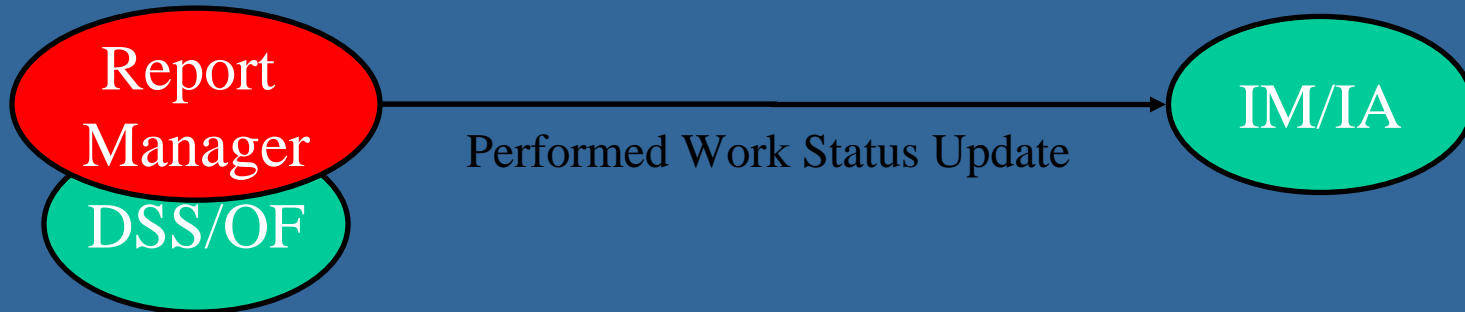
- **Reporting Actors:**
 - Reporting Manager
 - Report Creator / Report Reader
 - Report Repository
- **Transactions:**
 - Reporting Worklist Provided
 - Work Item Claimed
 - Work Item PPS In Progress
 - Work Item PPS Completed
 - Work Item Completed
 - Performed Work Status Update
 - Retrieve Images / Evidence Documents
 - Submit / Retrieve / Issue Reports

RWF – Report Manager Grouping

- Report Manager Grouped with Image Manager



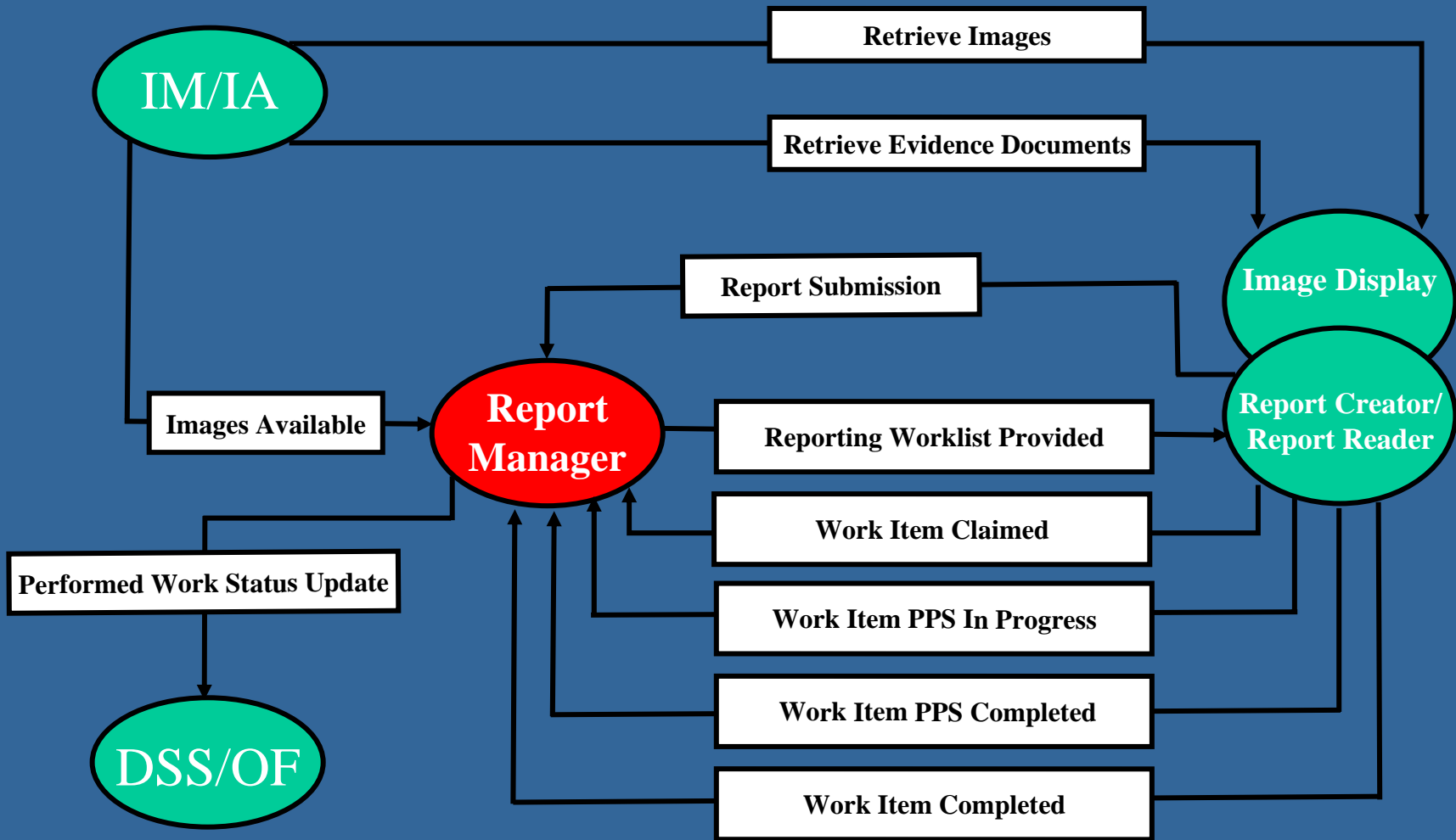
- Report Manager Grouped with DSS/OF



- Report Manager NOT Grouped



RWF – Actors & Transactions



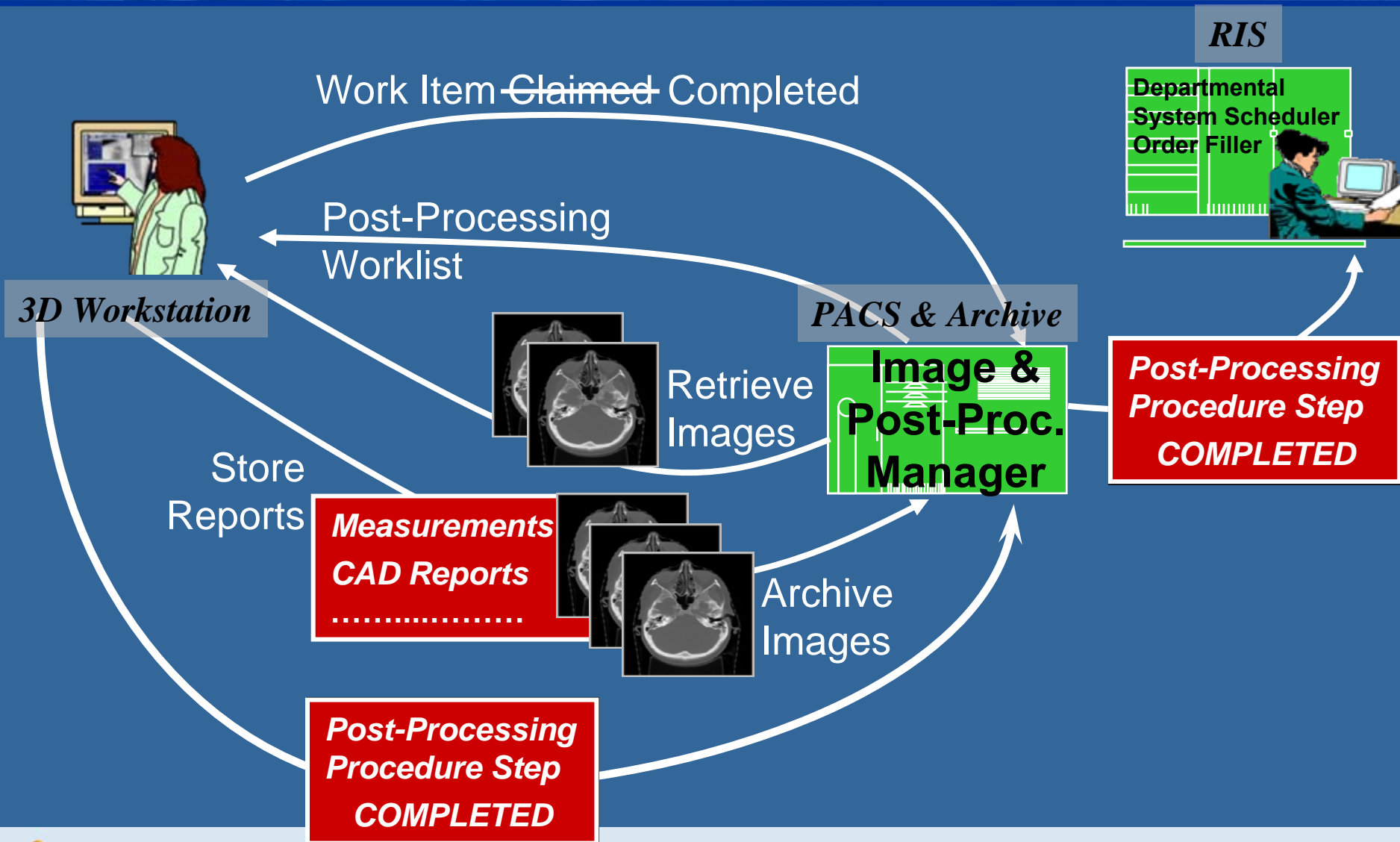
Reporting Workflow – Value Proposition

- Improve Reporting Workflow Efficiency –
Use of Worklists to Manage Reporting Tasks
- Eliminate Errors Associated with Paper and Film Handling
- Close the Information Loop - Proper Association of Reports with:
 - **Corresponding Order**
 - **Acquired Images**
 - **Other Clinical Evidence**
- Enable direct access to images and evidence documents to be interpreted
- Enable access to prior reports and old images

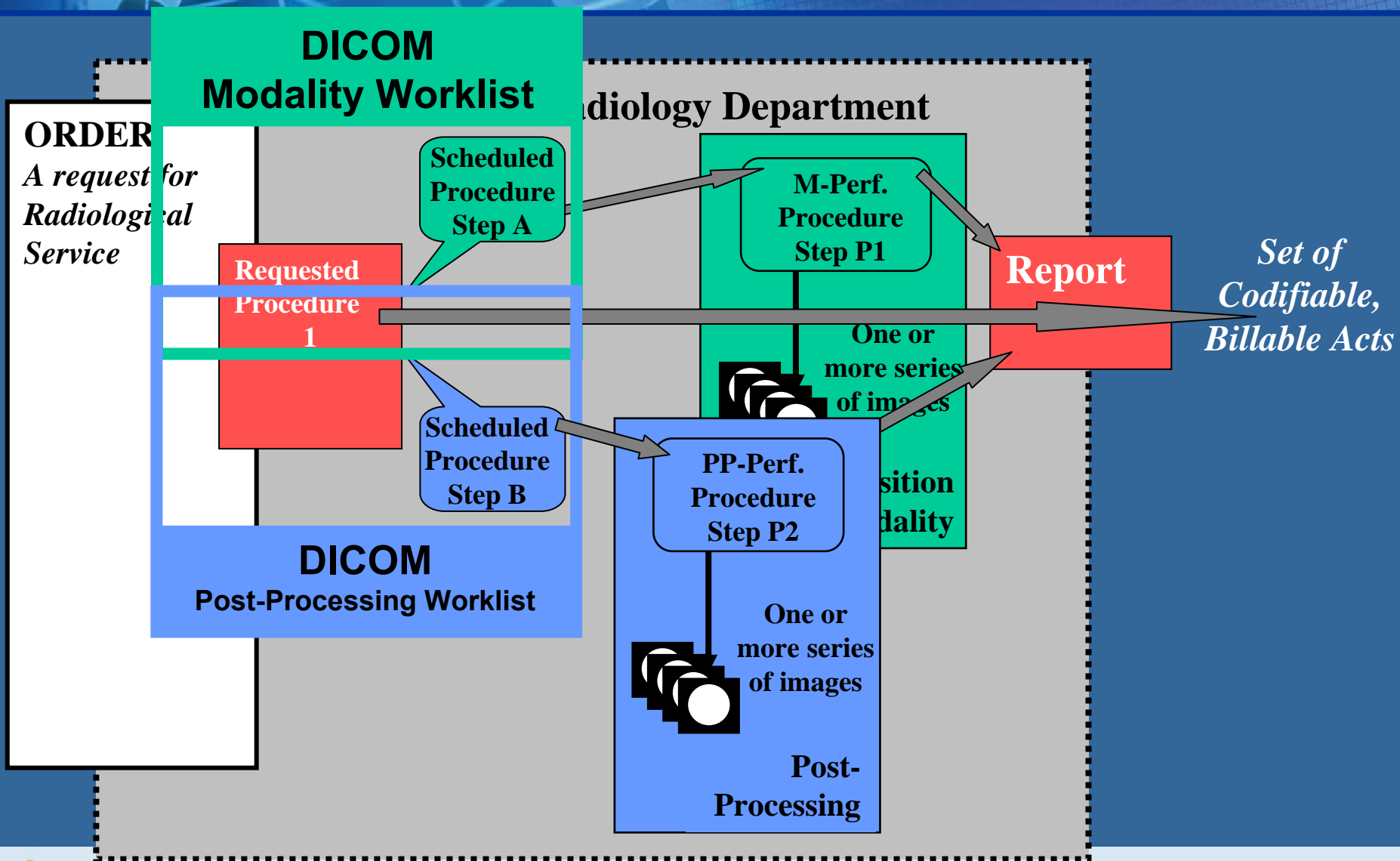
Post-Processing Workflow (PPWF) – Summary

- **Extension to the Scheduled Workflow to Support Typical Post-Processing Workflow Tasks:**
 - Image Processing
 - Image Reconstruction
 - Computer Aided Detection
 - 3D View Generation
 - Quality Control
- **Ability to Schedule and Track the Status of Post-Processing Tasks**

Post-Processing Workflow (PPWF) – Overview



Modality and Post-Processing Steps

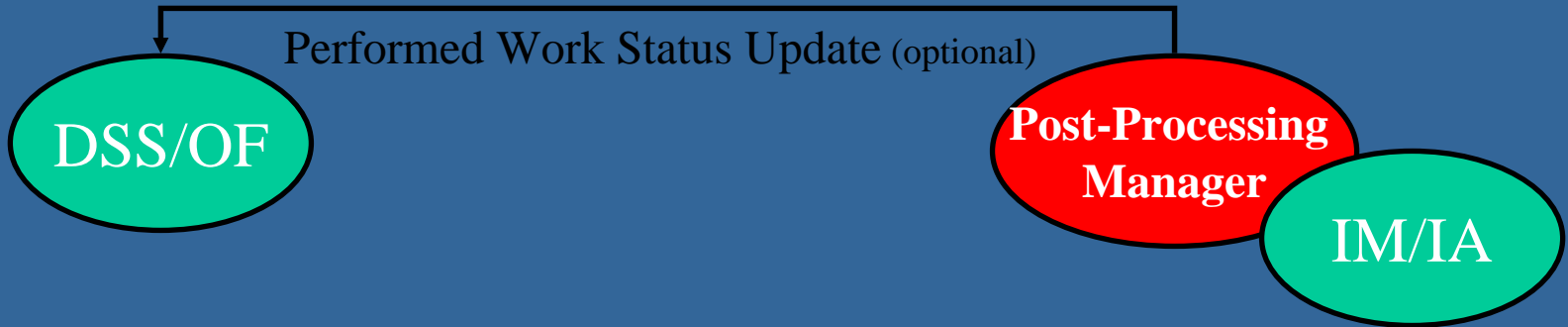


PPWF – Actors & Transactions

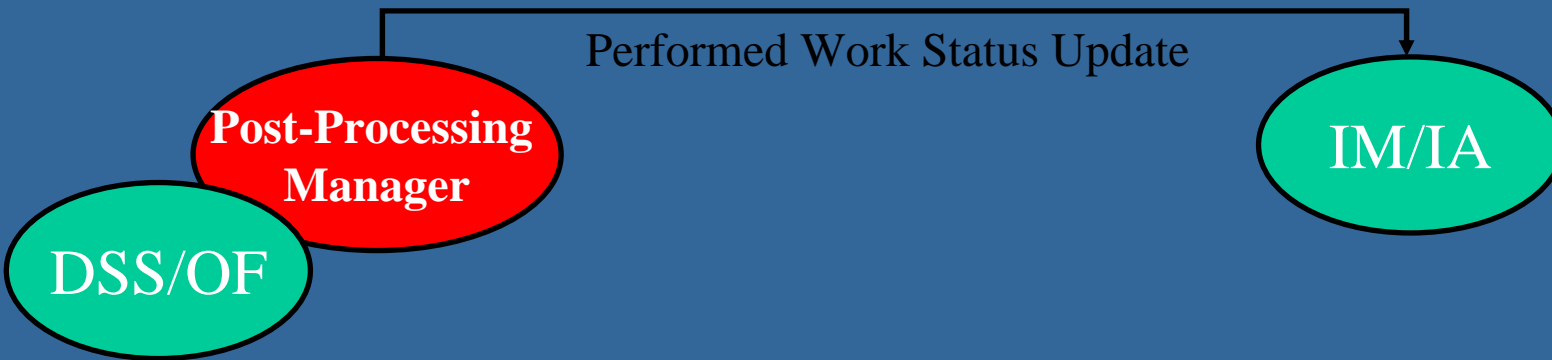
- **Additional Actor:**
 - Post-Processing Manager
- **Transactions:**
 - Worklist Provided
 - Work Item Claimed
 - Work Item PPS In Progress
 - Work Item PPS Completed
 - Work Item Completed
 - Performed Work Status Update
 - Evidence Documents Stored
 - Query Evidence Documents
 - Retrieve Evidence Documents

PPWF – Post-Processing Manager Grouping

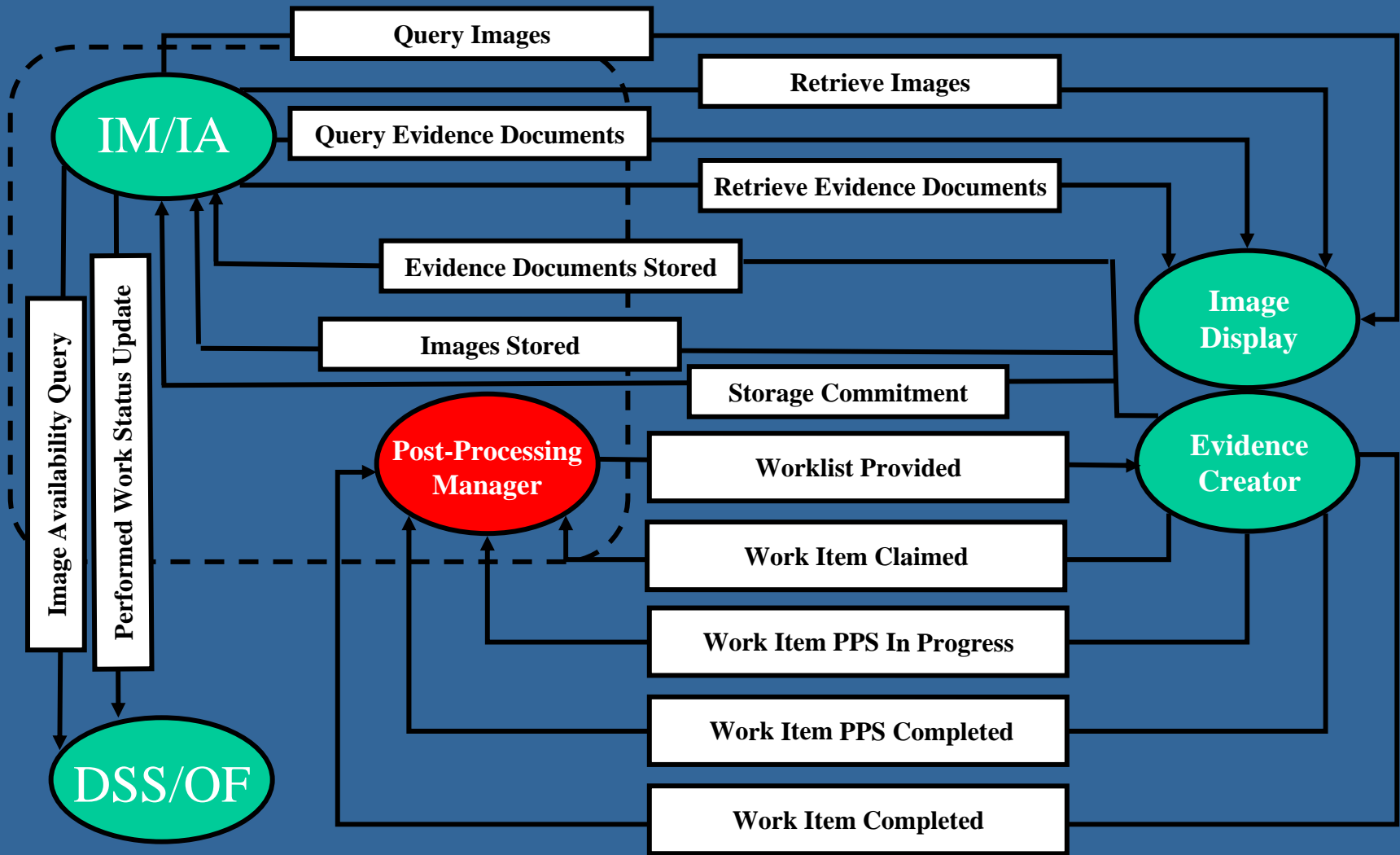
- Post-Processing Manager Grouped with Image Manager (PACS)



- Post-Processing Manager Grouped with Departmental System Scheduler / Order Filler (RIS)



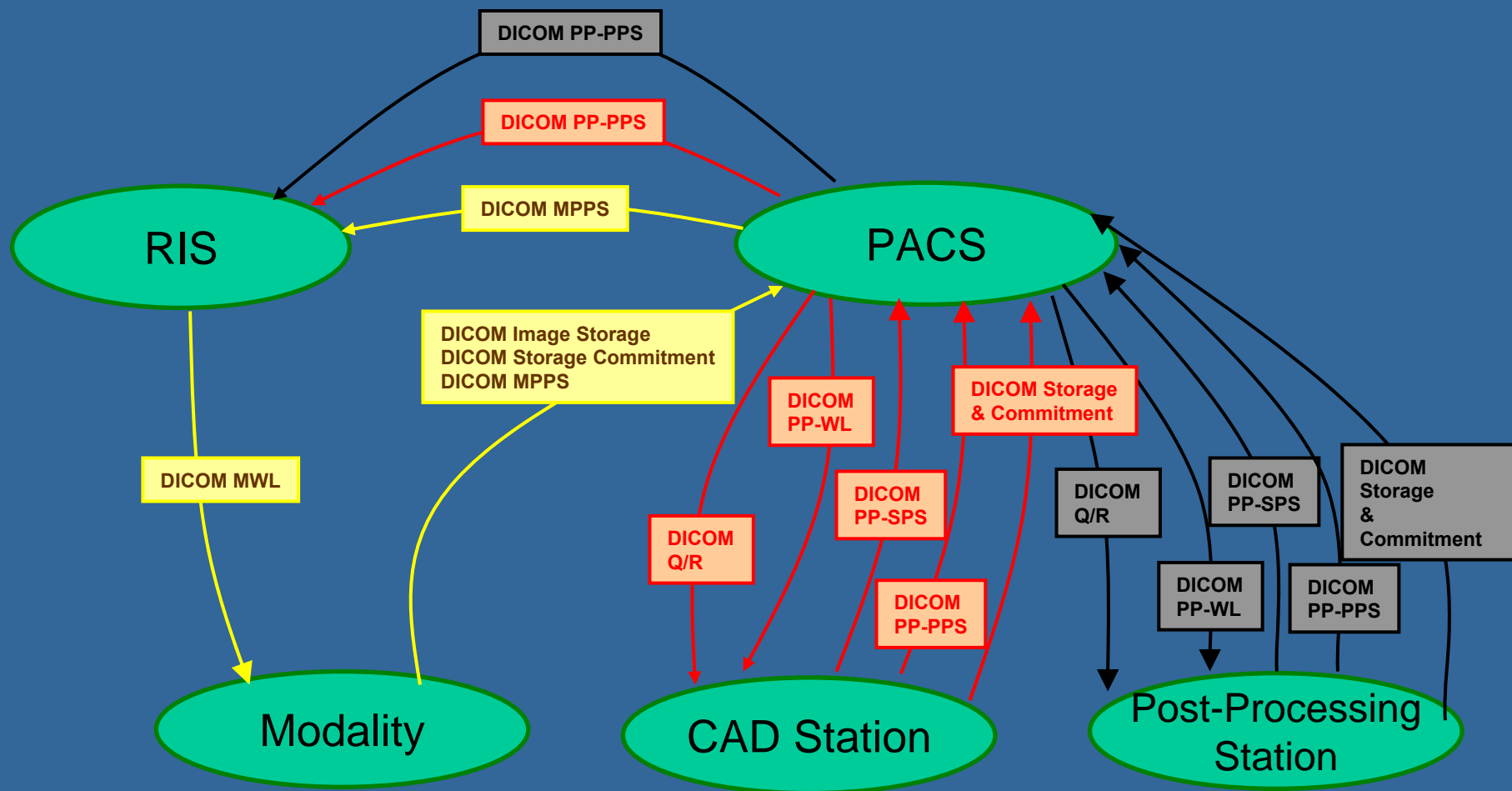
PPWF – Actors & Transactions



Wrap Up

Post-Processing Workflow (Multiple Steps)

with Post-Processing Manager Grouped with Image Manager



Post-Processing Workflow – Value Proposition

- Improve Post-Processing Workflow Efficiency –
Use of Worklists to Manage Post-Processing Tasks
- Eliminate Errors Associated with Paper and Film Handling
- Close the Information Loop:
 - Integrating Post-Processing Results with Acquired Images
 - Associate Post-Processing Results with Correct Order
- Enable Sub-subsequent Workflow Steps:
 - Initiate Reporting Workflow
 - Support for Billing Based on Post-Processing Results

IHE Radiology Integration Profiles

Workflows

Scheduled Workflow

Admit, Order, Schedule

PPWF

Post-Processing Workflow
Manage worklists, track status, perform & notify image processing & CAD steps

RWF

Reporting Workflow
Manage worklists, track status, perform & notify diagnostic reporting steps

Presentation of Grouped Procs
Manage individual procedure image subsets from a multi-procedure acquisition for viewing & reporting

Manage worklists, track status, perform & notify acquisition related step,

create, store, manage, retrieve & use images

NM Image

Create, store, manage, retrieve & use NM image objects

Consistent Presentation of Images

Manage, retrieve & use objects for hardcopy and softcopy grayscale presentation states

Documents

Manage, retrieve & use objects to record study evidence

Notes

Create, store, manage, retrieve & use objects to flag significant images

Simple Image and Numeric Reports

Manage simple diagnostic reports with optional images, measurements

Billing

Charge Posting

Collect and post timely billable procedure details

Teaching Files & Clinical Trials Export

Standardize

Teaching/Research

Patient Information Reconciliation

Reconcile worklists, status, and data objects for unknown patients and demographics changes

Contents & Display

Common Infrastructure

Imaging Information across health enterprises

Access to Radiology Information - Consistent access to images and reports

Portable Data for Imaging - Consistent access to images and reports on CD Media

ITI ATNA – Radiology Option (Replaces Basic Security)





iHE[®] *changing the way healthcare*
www.ihe.net *connects*

WWW.IHE.NET