

Quality Domain Overview



Floyd Eisenberg, MD, MPH

**IHE Quality Domain Technical Committee Co-Chair
Siemens Medical Solutions Health Services**

13 June 2007

Quality Domain

- American College of Cardiology
- American Heart Association
- Radiological Society of North America
- HIMSS

Quality Domain Planning Roadmap

- Peer Review and feedback
 - ACR RadPeer program
 - Decision support for ordering and procedure approvals (Massachusetts program)
 - Based on ACR appropriateness criteria
 - Generate justification data when needed
 - AQA appropriateness metrics
 - Imaging efficiency
 - Cost effectiveness
- Retrospective review of outcomes based on utilization of evolving technologies
 - Radiation dose
- Real-time documentation of continuing education and accreditation (point-of-care CME)
- Adverse event reporting
- Measure Reporting
 - Core Measure Reporting
 - Patient assessment to prevent adverse events
- Data registries
 - Procedure-specific datasets
 - Gather quality data (peer review, patient safety, etc.) from various care settings
 - Protocol utilization

Planning Roadmap

- Standardized reporting format: (eg, Echo, Cath Lab, Nuclear Med) to ensure report has elements needed to collect quality data
- Harmonization with other initiatives
 - Uniformity of measure import and export formats
 - Measuring health delivery disparities across demographic segments (eg, race, gender, socioeconomic status) - AHA Health Research and Educational Trust, HRSA
 - Care coordination efforts across disciplines - NQF, CMS
 - Structural measures - different groups, data measures (eg, infection control)
 - NCVHS hearings in July
 - State/provincial/regional quality measures
 - AHIC/ONC/HITSP Use Case on Quality
 - Patient identity management / tracking of patients across settings
 - Expected AHIC/ONC/HITSP Use Case on Adverse Events
- Consumer aspects of quality reporting
 - PHR as record of repeat procedures
 - Consumer view of provider quality information
 - Patient self management
 - Home health monitoring
 - Informed patient consent

Landscape

**Health data
for financial analysis**

**Health data shared
for bio-surveillance**

**Health data shared for
infectious disease**

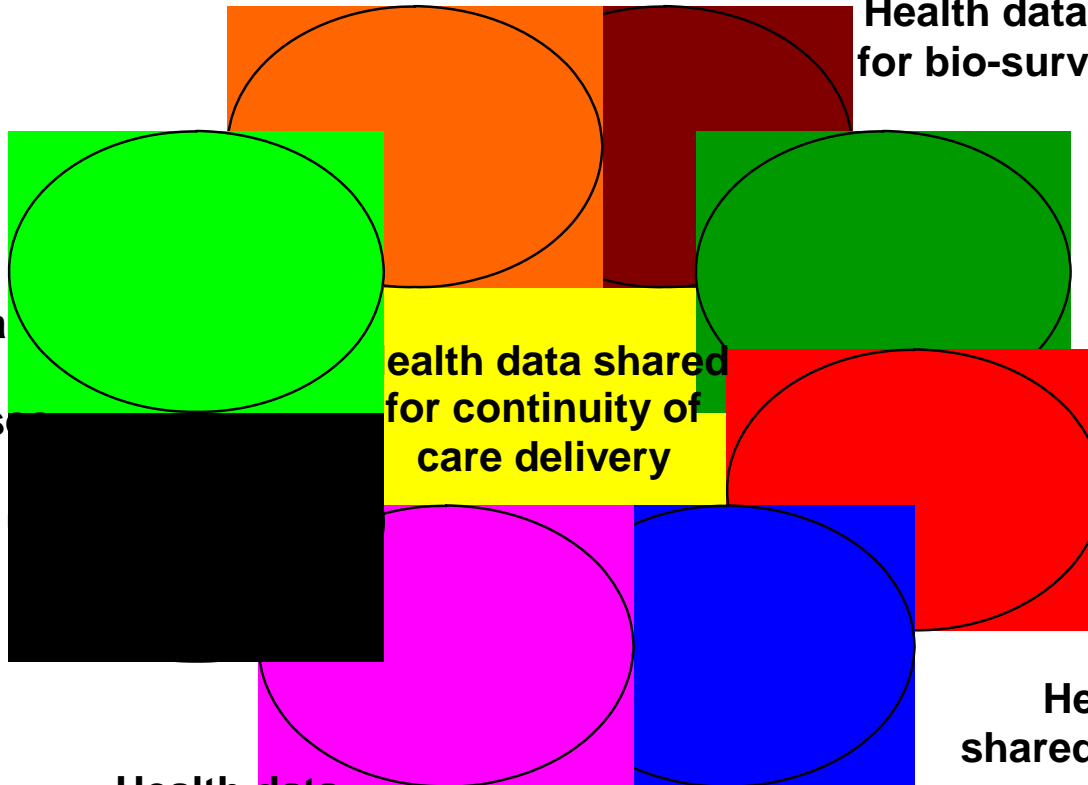
**Health data
for other
secondary us**

**Health data shared
for continuity of
care delivery**

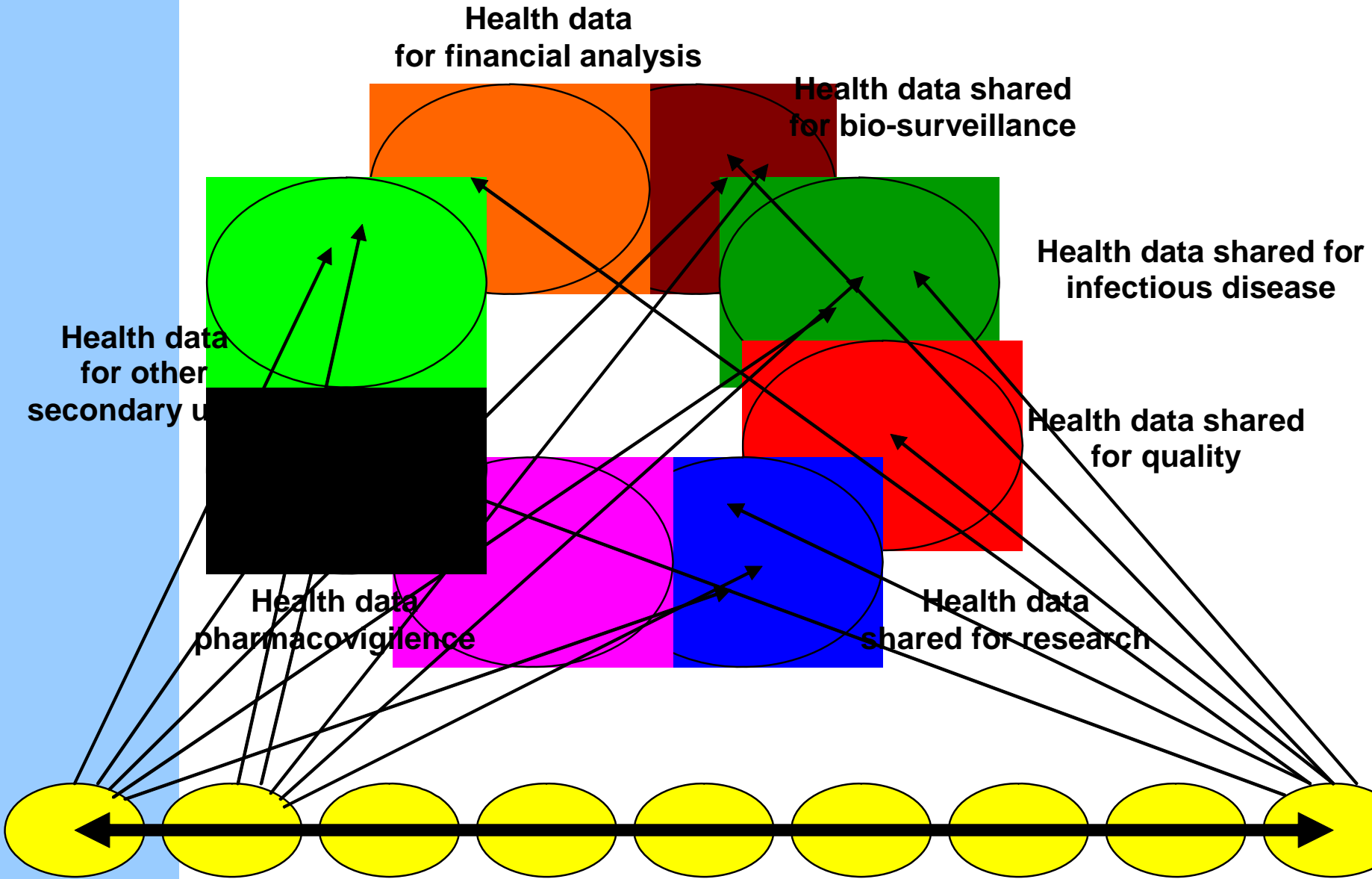
**Health data shared for
quality improvement**

**Health data
pharmacovigilance**

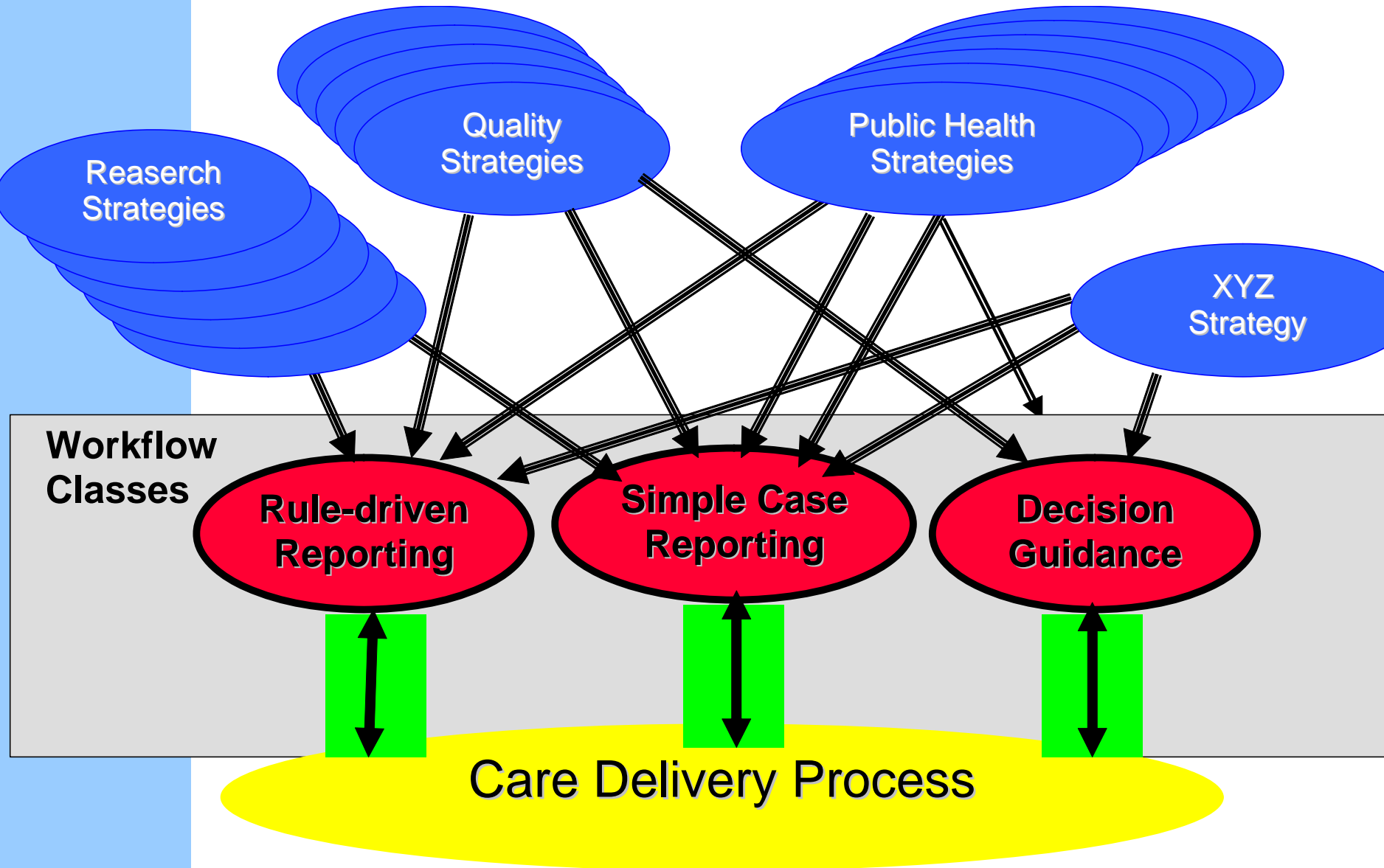
**Health data
shared for research**



Landscape

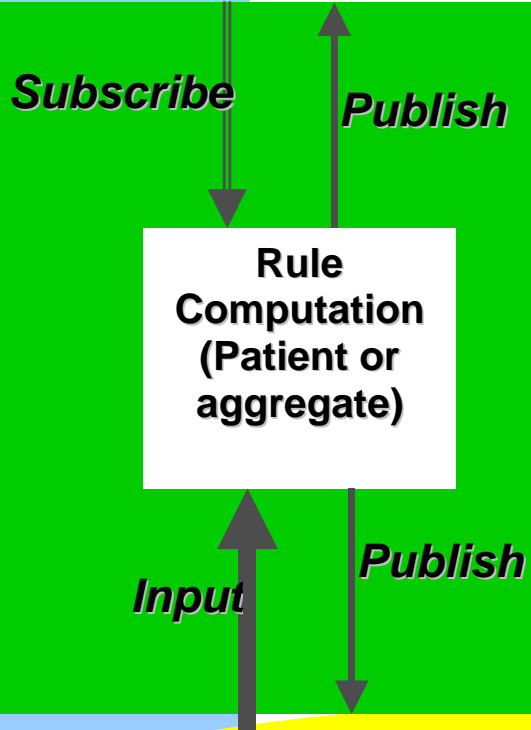


Data Reuse

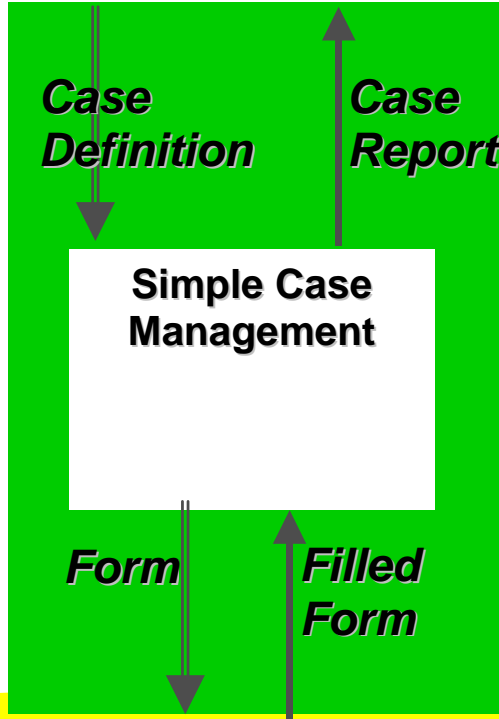


Data Reuse

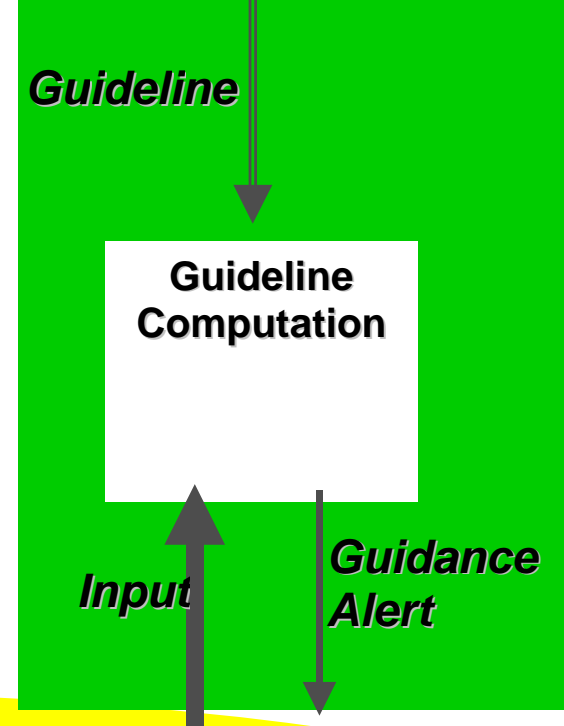
Rule-driven Reporting



Simple Case Reporting

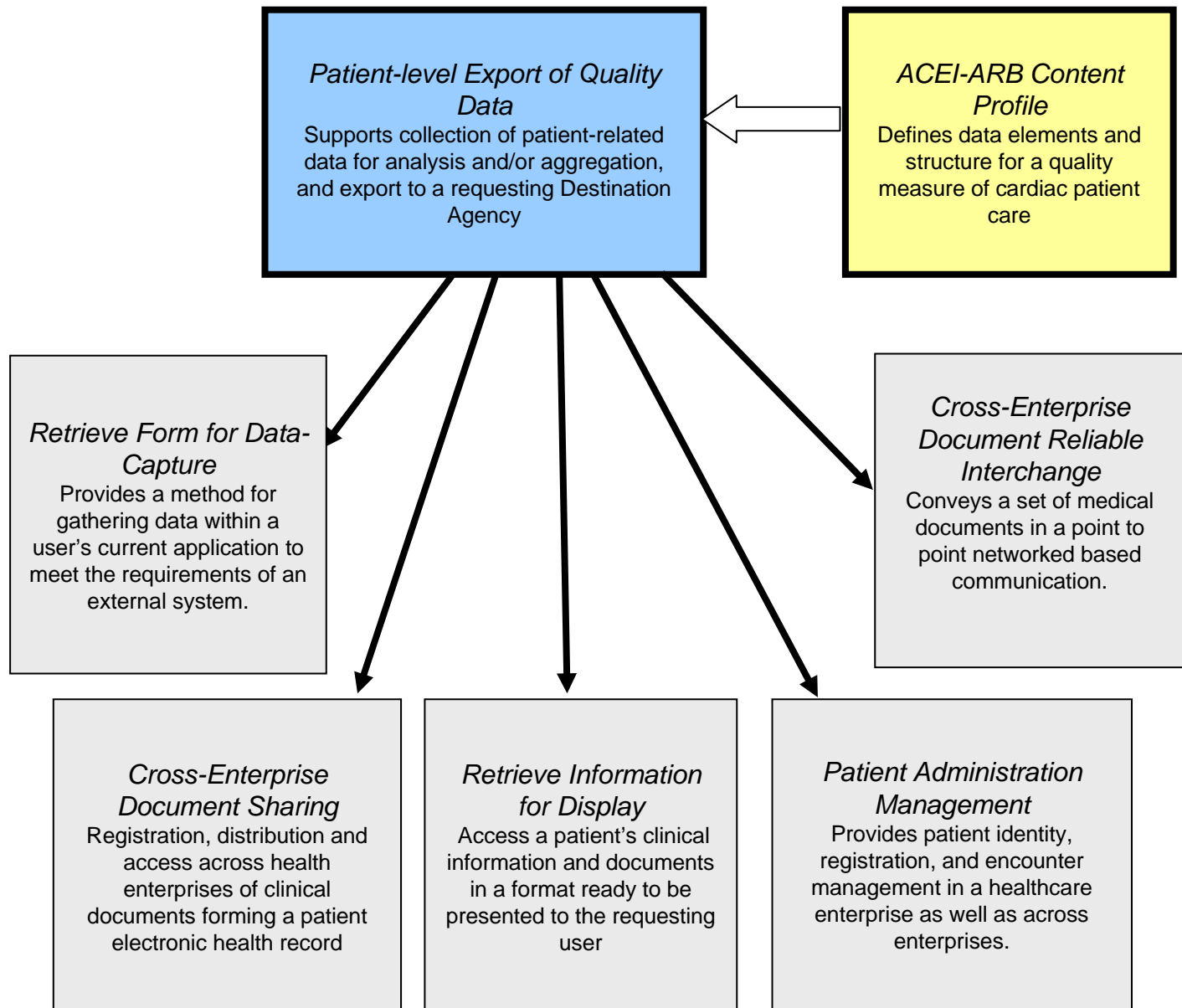


Decision Guidance



Care Delivery Process

Patient-Level Export of Quality Data



Patient-Level Export of Quality Data

Data Elements

- **Measure definition and method of expression**
- **Demographics (sources: ADT, Financial systems)**
- **Results (Laboratory, Imaging)**
- **Substance Administration**
- **Procedures**
- **Location**
- **Events**
- **Clinical Observations / Findings**
- **Problems (Conditions, including but not limited to Allergies)**
- **Diagnoses**
- **History (patient or provider generated)**

Patient-Level Export of Quality Data

Measurement

1. Denominator Inclusions

- The population to be measured

2. Denominator Exclusions

- Exclusions from population measured

3. Numerator Inclusions

- Procedures performed
- Medications ordered / administered
- Etc.

4. Numerator Exclusions (removes from population measured)

- Allergies
- Contraindications
- Medical reasons
- Patient reasons

ACEI / ARB Measure

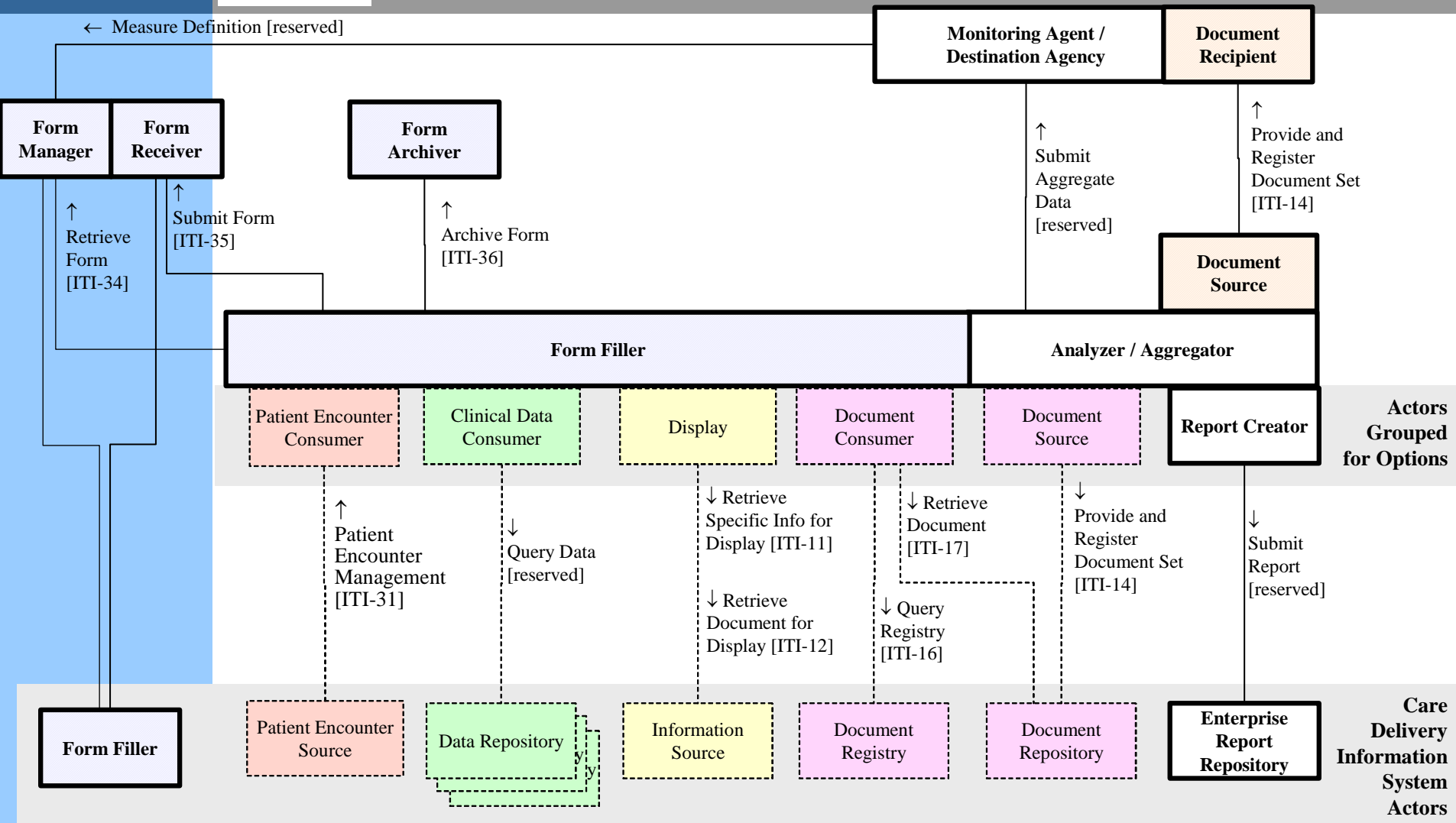
AMI ICD-9 Diagnosis Codes

ICD-9 Code	Description
410.01	Anterolateral wall, acute myocardial infarction-initial episode
410.11	Other anterior wall, acute myocardial infarction-initial episode
410.21	Inferolateral wall, acute myocardial infarction-initial episode
410.31	Inferoposterior wall, acute myocardial infarction-initial episode
410.41	Other inferior wall, acute myocardial infarction-initial episode
410.51	Other lateral wall, acute myocardial infarction-initial episode
410.61	True posterior wall, acute myocardial infarction-initial episode
410.71	Subendocardial, acute myocardial infarction initial episode
410.81	Other specified sites, acute myocardial infarction-initial episode
410.91	Unspecified site, acute myocardial infarction-initial episode

Echocardiogram (echo)	Cardiac Catheterization (cath) with Left Ventriculogram (LV gram)	Other Tests	Left Ventricular Systolic Function (LVSF)
--------------------------	--	----------------	---

ACEI / ARB Measure

- ACEI / ARB
- Moderate / Severe Systolic Dysfunction
- Allergies (Exclusion)
- Medical Reasons (Exclusion)



Key to Actors from other Profiles	Retrieve Form for Data Capture (RFD)	Patient Admin Management (PAM)	Query for Existing Data (QED)	Retrieve Info for Display (RID)	Cross-Enterprise Document Sharing (XDS)	Cross-Enterprise Document Reliable Interchange (XDR)

Questions

- Floyd.Eisenberg@siemens.com
- 610 219-8547

- Public Comment for PEQD expected to begin next week